ISSN: 3048-989X

Innovative Agriculture

A Monthly Magazine for
Agriculture and Allied Sciences

APRIL 2026

www.innovativeagriculture.in

INNOVATIVE AGRICULTURE

A MONTHLY MAGAZINE

ISSN No.: 3048 – 989X
Frequency: Monthly
Month: April 2026
Volume: 02, Issue 06

Editor-In-Chief
Dr. Anoop K. Rathore

Associate Editors

Dr. Malaisamy A.
Dr. P.C. Rout
Dr. R.K. Raman
Dr. Vikas Chandra

Assistant Editors

Dr. Sonam Singh
Dr. B. Sampath Kumar
Dr. Sunil Narbaria

Founder Editor

Mrs. Rituja Jain

Content

S.No.	Title	Page No.
1.	The Silent Retreat by Earthworms: Why the Earth's "Intestines" Are Vanishing	1
2.	The "Lab to Land" Bridge: KVKs as the Heart of Horticulture Extension	5
3.	Breeding for Colour Development in Vegetable Crops	17
4.	Insect Walking as a Model for Advanced Robotic Systems	22
5.	Arbuscular Mycorrhizal Biofertilizers- Advantages and Prospects	25
6.	Microplastics in Agricultural Soils: An Emerging Threat to Soil Health and Food Security	29
7.	CONTRACT FARMING: A MODERN PATHWAY FOR AGRICULTURAL GROWTH	32
8.	Medicinal and Nutraceutical Properties of Garlic	35
9.	Impacts of Anthropogenic Interventions on Aquatic Biodiversity	38
10.	The Power of a Picture in Building Reliable Image Datasets for Pest and Disease Identification	43
11.	Why Some Vegetable Hybrids Fail in Farmers' Fields Despite High Heterosis: A Breeding Perspective	47
12.	Eustoma: An Emerging Cut Flower for Commercial Cultivation	52
13.	Policies for Sustainable Agricultural Water Management	55
14.	Metabolic Disorders Associated with Neurological Signs in Cattle	59
15.	Regenerating Public and Planetary Health Through Restorative Agricultural Soil Practices	61
16.	Nutrition is the Key to Strong Bones and a Healthy Future	66
17.	Role of Pod Shattering Resistance in Crop Improvement	68
18.	RECENT ADVANCES IN DIGITAL SOIL MAPPING	71
19.	Harnessing Artificial Intelligence for Transforming Indian Agriculture: Strategic Role of Krishi Vigyan Kendras	75
20.	The Global Ban Ends Here: India and the Rise of Prohibited Industries	78
21.	Innovative Data Collection Approaches in the Digital Era	83
22.	PSEUDOCEREALS: ANCIENT GRAINS POWERING MODERN NUTRITION	88
23.	Forest Biometry Tree Measurement: Modern Approaches in Forestry	91
24.	QUANTIFYING THE HIDDEN HARVEST: BIOMETRIC ASSESSMENT OF NTFP YIELD IN AGROFORESTRY SYSTEMS	95
25.	The Quantitative Foundation of Forest Carbon Sequestration: A Review of Biometric Methodologies	98
26.	Synthetic Apomixis: A Promising Strategy to Fix Hybrid Vigor in Crop Plants	102
27.	ESSENTIAL NUTRIENTS FOR PLANT GROWTH AND DEVELOPMENT: FUNCTIONS AND DEFICIENCY SYMPTOMS	106
28.	An Overview of Donkey Farming as an Emerging Livestock Enterprise	112
29.	PRECISION VOLUMETRICS: THE DIGITAL EVOLUTION OF INDIA'S LOCAL VOLUME TABLES	116
30.	Digital India and Agro-Economy: Legal System Transformation for Sustainable Development	120
31.	Konjac Powder: A Natural Fiber with Powerful Health and Food Applications	125
32.	FROM TAPE TO TECH: REVOLUTIONIZING TREE MEASUREMENT WITH MOBILE AND LIDAR TOOLS	128
33.	Growing Stock Assessment in India: Insights into Forest Productivity	133
34.	SPIRULINA: THE NUTRIENT- DENSE SUPERFOOD OF FUTURE	137
35.	Air Energy Heat Pump based Chilli Drying Technology for Enhancing Post-Harvest Efficiency and Product Quality	141
36.	The Pressure to Be Perfect: Inside the Lives of High-Achieving Students	145
37.	Use of Biostimulants in Agriculture for Crop Improvement	147

38.	Weather, Wisdom, and Welfare: The Scientific Legacy of Professor BV Ramana Rao in Agricultural Meteorology	153
39.	AI Supply Chain Security Risks: A New Framework for AI-Induced Supply Chain Attacks	158
40.	Briquettes: Turning Waste into Sustainable Energy	161
41.	Carbon Sequestration Through Seed Ball Technology	164
42.	GLOBAL TRENDS OF FISH FOOD CONSUMPTION	167
43.	TECHNOLOGICAL ADVANCEMENTS OF MODERN FISHING GEARS	171
44.	Reading Fish by Color: A New Approach to Sustainable Aquaculture	175
45.	Nature's Palette: Biology of Pigment Cells and Their Functions	178
46.	DEEP SUMMER PLOUGHING: A SUSTAINABLE STRATEGY FOR SOIL HEALTH AND PEST MANAGEMENT	182
47.	Orchard mastery: strategies for optimal planning and design	186
48.	INNOVATION IN MICRO-IRRIGATION TO ADDRESS WATER SCARCITY AND THEIR BENEFITS FOR SMALL AND MARGINAL FARMERS	197
49.	Agricultural Meteorology in India: Missed Opportunity or Institutional Inertia?	200
50.	Vip proteins: The Next Generation Bt toxins and their future prospects	208
51.	Innovative Livestock Feeding Strategies for Viksit Bharat: Opportunities, Challenges and Pathways for Sustainable Growth	212
52.	Invisible Tracers, Visible Harvests	217
53.	Climate Resilient Agriculture: Adaptation and Mitigation Strategies with Special Reference to Agricultural Extension	221
54.	Shrimp Hepatopancreas-on-a-Chip: A Revolutionary Tool for Aquaculture Health and Disease Research	224
55.	Heat-Shock Proteins (HSPs) as Stress Biomarkers in Aquaculture: Indicators of Health, Resilience, and Environmental Adaptation	228
56.	POST-HARVEST TECHNOLOGY AND VALUE ADDITION OF CASHEW	232
57.	Biochar-Induced Changes in Soil Microbial Ecology	240
58.	Food Additives and Their Role in Rising Childhood Obesity	242
59.	NATURAL FARMING: A WAY TO SUSTAINABLE CROP PRODUCTION	245
60.	Agricultural Transformation and Sustainable Crop Production in India: Integrating Nutrient Management, Crop Diversification, and Rural Development Strategies	247
61.	Rootstock-Scion Interactions: A Key to Efficient Fruit Production	253
62.	Fish Intestinal Cell Lines: A Tool for Sustainable Feed Development and Gut Health Assessment	257
63.	NATURE'S NUTRIENT VAULT: EXPLORING THE VALUE OF TRADITIONAL RICE VARIETIES	265
64.	Role of Metabolomics in Crop Improvement	271
65.	Invisible Farmers: The Microbes Feeding Our Crops	274
66.	Edible Flowers: Beauty with Nutritional Value	277
67.	Trichoderma: A Nature's Hidden Weapon for Sustainable Control of Soil-Borne Diseases	280
68.	Karst Land Ecosystems: Nature's Hidden Guardians of Ecological Stability	285
69.	Modern treatment methods and feed-based health enhancement in aquaculture	289
70.	Fatty Liver Syndrome: A Review	292
71.	IMPORTANCE OF MACHANIZATION IN CHILLI CROP	296
72.	Comparative Analysis of Nutritional Strategies for Healthy Aging in Dogs	301
73.	Improving Sheep Productivity through Better Management Practices	304
74.	Comprehensive Evaluation of Canine Welfare Through Physiological and Behavioural Indicators	309
75.	Knowledge to Empowerment: Strengthening Rural Livelihoods through Extension Strategies in Goat Farming	313

76.	National Action Plan for Dog Mediated Rabies Elimination from India	317
77.	Nutritional Evaluation of Pet Foods and Feeding Management in Dogs	321
78.	HIDDEN HUNGER TO HEALTHY FUTURE: ROLE OF RICE FORTIFICATION	325
79.	Transitioning Traditions: A Study of Evolving Sowing Patterns in Jhum Cultivation among the Garo Tribe of West Garo Hills, Meghalaya	329
80.	Building a Carbon Credit Score: A New Income Path for Indian Farmers	333
81.	SWINE PRODUCTION SYSTEMS FOLLOWED IN DEVELOPED COUNTRIES	335
82.	Low-Cost Storage Technologies for Reducing Post-Harvest Losses in Fruits and Vegetables	338
83.	WOMEN PARTICIPATION IN FISHERIES SECTOR OF WEST BENGAL: STATUS, CHALLENGES AND POLICY PATHWAYS	341
84.	Remote Sensing for Crop Condition and Yield Monitoring	348
85.	Digital Agriculture: Transforming Climate-Resilient Food Systems	352
86.	Agroforestry-Based Systems for Enhancing Farm Income and Sustainability	357
87.	Autonomous Weeding Robots for Organic Farming: Efficiency, Sustainability and Cost Analysis	362
88.	Biocontrol Potential of Rhizosphere Microbes Against Soil-Borne Pathogens	367
89.	Blue Economy and the Future of Sustainable Fisheries	372
90.	Biochar as a Climate-Smart Tool for Enhancing Soil Corbon Sequestration	379
91.	Breeding for Biofortification in Staple Food Crops	384
92.	Comparative Evaluation of Nano-Chitosan and Conventional Organic Pesticides on Soil and Plant Health	390
93.	Comparative Genomics of Wild Relatives for Trait Mining	396
94.	Conservation Agriculture: A Pathway to Sustainable Food Security	401
95.	Climate-smart agricultural practices for improving soil health and enhancing crop productivity	406
96.	Digital Agriculture and Its Role in Transforming Agronomic Practices	411
97.	Economic Evaluation of Post-Harvest Loss Reduction Technologies in Crop Value Chains	416
98.	Effect of Organic Mulches on Crop Growth, Yield, and Soil Health	421
99.	Enhancing Millet Productivity under Climate-Induced Stress Conditions	426
100.	Epigenetic Modifications and Their Role in Crop Stress Tolerance	431
101.	Genetic Architecture of Root Traits for Improved Water-Use Efficiency	436
102.	Genomic Prediction Models for Yield and Quality Traits	441
103.	Impact of Biochar Application on Soil Fertility, Microbial Activity and Crop Productivity	446
104.	Impact of Seed Priming Techniques on Crop Establishment and Productivity	451
105.	Integrated Crop Management (ICM) Approaches for Sustainable Yield Enhancement	456
106.	Integrated Farming Systems for Improving Livelihoods of Small and Marginal Farmers	461
107.	Interactions Between Biochar and Soil Microbiome: Implications for Climate-Resilient Agriculture	466
108.	Mitigating Climate Change Impacts through Microbial Biofertilizers	472
109.	Molecular Basis of Insecticide Resistance in Major Crop Pests	478
110.	Post-Harvest Physiology and Shelf-Life Extension of Fruits and Vegetables	483
111.	Organic Farming: Opportunities and Challenges in Modern Agriculture	488
112.	Next- Generation Crops: Genome Engineering and Genomic Prediction	493
113.	Quantitative Assessment of Soil Organic Carbon Dynamics under Long-Term Cropping Systems	498
114.	Role of Biochar in Modulating Soil Microbial Communities for Climate Change Mitigation	503
115.	Role of Biochar in Modulating Soil Microbiome for Climate-Resilient Agriculture	508
116.	Role of Conservation Agricultural Practices in Improving Soil Health and Carbon Sequestration	514
117.	Role of Green Manuring in Soil Fertility Improvement	520
118.	Role of Plant Growth Regulators in improving fruit Set and Quality	525
119.	Shelf-Life Improvement through Edible Coatings	531
120.	Spatial Variability of Soil Nutrients Using GIS and Geostatistical Techniques	536

121.	Synergistic Effects of Biofertilizers on Soil Health and Crop Productivity in Climate-Stressed Environments	541
122.	Use of CRISPR Gene Editing for Developing Disease-Resistant Crop Varieties	546
123.	"Threats to the rainforests of our ocean"	551

INNOVATIVE AGRICULTURE
www.innovativeagriculture.in
ISSN : 3048 - 989X

The Silent Retreat by Earthworms: Why the Earth's "Intestines" Are Vanishing

Abhishek Shaw[1*], Debabrata Jana[1], Muskan Parveen[2], Kumar Saket[3]

[1]Research Scholar, Dept. of Agronomy, Institute of Agricultural Science, University of Calcutta, Kolkata, India
[2]Research Scholar, Dept. of Plant Physiology, Institute of Agricultural Science, University of Calcutta, Kolkata, India
[3]Dept. of Horticulture (Fruit Science), Naini Agricultural Institute, SHUATS, Prayagraj, Uttar Pradesh, India
*Corresponding Author: abhishek2000.kolkata@gmail.com

In 1881, Charles Darwin published his final monograph, "*The Formation of Vegetable Mould through the Action of Worms*", a work that elevated earthworms from obscurity to ecological prominence. Darwin estimated that in favorable conditions, earthworms could process more than 10 tons of soil per acre annually, fundamentally reshaping terrestrial ecosystems (Darwin, 2009; Davison, 1891). Over a century later, this assessment remains valid: earthworms are among the most influential ecosystem engineers in soil systems. Yet, by 2026, a growing body of evidence suggests that earthworm populations are declining in intensively managed landscapes worldwide (Betancur-Corredor *et al*., 2024). This decline signals a deeper dysfunction in soil systems and raises concerns about long-term agricultural sustainability.

Figure 1: Earthworm in farm habitat (Rients, 2015)

Earthworms (Phylum- Annelida, Class- Oligochaeta) contribute to soil structure formation, nutrient cycling, microbial regulation, and water dynamics. Their disappearance is not merely a biological loss but a systemic degradation of soil function. The drivers of this decline are multifactorial, involving chemical exposure, physical disturbance, pollution, and climate variability.

1. The Chemical Siege: Sublethal Stress and Physiological Disruption

Modern agricultural systems rely heavily on synthetic inputs, including fertilizers, herbicides, fungicides, and insecticides. While these compounds are designed to target specific organisms, non-target soil fauna particularly earthworms are frequently affected.

Earthworms respire through a moist cuticle, making them highly susceptible to dissolved contaminants. Studies have shown that chemicals such as neonicotinoids (e.g., imidacloprid) and certain fungicides (e.g., azoxystrobin) can accumulate in soil at concentrations that, while not immediately lethal, induce chronic physiological stress. Sublethal exposure has been demonstrated to:

- Reduce feeding rates and casting activity
- Impair reproduction by decreasing cocoon production and hatchability
- Alter enzyme activity involved in detoxification (e.g., glutathione S-transferase)
- Increase oxidative stress markers

An experimental study found that earthworm reproduction declined by up to 56% under chronic pesticide exposure, even at concentrations below regulatory thresholds (Gaupp-Berghausen *et al*., 2015). This creates a feedback loop: reduced earthworm activity leads to poorer soil structure and lower organic matter incorporation, which in turn increases dependence on chemical fertilizers. This reinforces chemical exposure and accelerates biological decline a phenomenon increasingly described as a "soil degradation spiral."

2. Microplastics and Nanoplastics: The Emerging Contaminant Burden

The accumulation of microplastics (<5 mm) and nanoplastics (<1 µm) in terrestrial ecosystems is an emerging concern. Agricultural soils are now recognized as major sink for plastic pollution due to:

- Plastic mulch degradation
- Application of sewage sludge (biosolids)
- Irrigation with contaminated water

Recent estimates suggest that soils may contain 4–23 times more microplastics than oceans, depending on land-use intensity (Martinho *et al*., 2022).

Earthworms ingest soil continuously, making them highly vulnerable to particulate contaminants. Experimental studies have demonstrated several impacts:

- Physical abrasion of gut epithelium
- Reduced nutrient absorption efficiency
- Altered gut microbiota composition
- Increased inflammation and cellular stress

Studies showed that exposure to polystyrene nanoplastics significantly reduced cocoon production in *Eisenia fetida*, a model earthworm species, by over 40%. Additionally, nanoplastics were detected in coelomic fluid, indicating translocation beyond the digestive system (Adeel *et al*., 2021).

These findings suggest that plastic contamination not only affects individual organisms but may also impair population regeneration, contributing to long-term decline.

3. Mechanical Disturbance: Tillage as Habitat Destruction

Tillage remains one of the most disruptive agricultural practices for soil biota. Earthworms are categorized into ecological groups epigeic, endogeic, and anecic each with distinct habitat preferences. Anecic species, such as *Lumbricus terrestris*, construct permanent vertical burrows that enhance soil aeration and water infiltration.

Mechanical tillage affects earthworms through:

- Direct mortality due to physical injury
- Destruction of burrow networks
- Disruption of soil stratification
- Exposure to predators and desiccation

Research has shown that conventional plowing can reduce earthworm biomass by 50–80% compared to no-till systems (Crittenden *et al*., 2014). A long-term study in Europe found that anecic species were virtually absent in intensively tilled fields but recovered within 3–5 years under reduced tillage regimes.

The loss of burrow networks has cascading effects:

- Decreased water infiltration rates
- Increased surface runoff and erosion
- Reduced root penetration depth

Thus, tillage not only removes earthworms but also dismantles the physical infrastructure they create within the soil.

4. Climate Variability: Moisture Stress and Thermal Limits

Earthworms are highly sensitive to soil moisture and temperature. Their activity typically peaks within a narrow range of conditions moderate moisture and temperatures between 10°C and 25°C (Reinecke & Kriel, 1981).

Climate change is altering these conditions through:

- Increased frequency of droughts
- Irregular precipitation patterns
- Higher soil surface temperatures

"Flash droughts," characterized by rapid soil moisture depletion, are particularly harmful. Unlike gradual drying, which allows earthworms to migrate deeper, rapid desiccation can trap them in upper soil layers.

When soil moisture falls below critical thresholds:

- Earthworms lose turgor pressure
- Mobility is impaired

- Metabolic activity declines

Prolonged exposure can lead to mortality through desiccation. Conversely, excessive rainfall and flooding can create hypoxic conditions, forcing earthworms to surface, where they are vulnerable to predation.

Global analyses and reviews have reported that earthworm abundance decreases significantly in regions experiencing high climatic variability, particularly where drought intensity has increased (Phillips *et al*., 2019; Singh *et al*., 2020).

5. Why the Silence Matters: Functional Consequences of Earthworm Loss

Earthworms are often described as "ecosystem engineers" due to their disproportionate influence on soil processes. Their decline has measurable impacts on key ecosystem functions:

5.1. Soil Structure and Water Dynamics

Earthworm burrows act as macropores, enhancing water infiltration and reducing runoff. Studies have shown that infiltration rates can increase by up to 10-fold in worm-rich soils. Without these structures, soils become compacted, increasing flood risk and reducing groundwater recharge.

5.2. Nutrient Cycling

Earthworm casts are biochemically enriched compared to surrounding soil. On average, casts contain:

- ~2–5 times more available nitrogen
- ~3–7 times more phosphorus
- ~5–11 times more potassium

These nutrients are in forms readily accessible to plants. The absence of earthworms slows nutrient mineralization and increases reliance on synthetic fertilizers (Bertrand *et al*., 2015).

5.3. Carbon Sequestration

Earthworms facilitate the incorporation of organic matter into deeper soil layers, promoting stable carbon storage (Zhang *et al*., 2013). While their role is complex sometimes enhancing decomposition they are essential in forming soil aggregates that protect organic carbon from rapid oxidation.

5.4. Microbial Interactions

Earthworms influence microbial communities through selective ingestion and casting. Their activity enhances microbial diversity and stimulates beneficial processes such as nitrogen fixation and organic matter decomposition.

The loss of these functions contributes to declining soil fertility, increased erosion, and reduced resilience to environmental stress.

6. The Path to Recovery: Regenerative Soil Management

Despite these challenges, evidence indicates that earthworm populations can recover under improved management practices. Regenerative agriculture offers a viable pathway by prioritizing soil health and biological activity.

6.1. Reduced or No-Till Systems

Minimizing soil disturbance preserves earthworm habitats and allows burrow systems to persist. Long-term studies show that no-till systems can double or triple earthworm abundance compared to conventional tillage.

6.2. Cover Cropping

Cover crops provide continuous organic inputs and protect soil from erosion and temperature extremes. They also enhance soil moisture retention, creating favorable conditions for earthworms.

6.3. Organic Amendments

Application of compost, manure, and crop residues supplies food resources and stimulates earthworm activity. Organic systems consistently show higher earthworm biomass.

6.4. Reduced Chemical Inputs

Integrated pest management (IPM) and precision agriculture reduce reliance on broad-spectrum chemicals, lowering non-target impacts on soil fauna.

6.5. Soil Monitoring Technologies

Emerging tools, including soil sensors and bioacoustic monitoring, are being used to detect biological activity. These technologies are helping farmers quantify soil health and track recovery trends.

Conclusion

The decline of earthworms is a critical indicator of soil ecosystem degradation. Unlike visible environmental crises, this process unfolds silently beneath the surface, yet its consequences are profound. Earthworms underpin essential soil functions that sustain agricultural productivity and ecological stability.

Scientific evidence increasingly demonstrates that current land-use practices particularly intensive agriculture is incompatible with the long-term persistence of soil biota. However, the same research also shows that recovery is possible. When soils are managed as living systems rather than inert substrates, earthworm populations can rebound, restoring critical ecosystem services.

The challenge is not merely to conserve a species but to rethink how soil is valued and managed. The future of food systems, climate resilience, and ecosystem health depends on maintaining the biological integrity of soils. In that context, protecting earthworms is not optional it is foundational.

References

Adeel, M., Shakoor, N., Shafiq, M., Pavlicek, A., Part, F., Zafiu, C., Raza, A., Ahmad, M. A., Jilani, G., White, J. C., Ehmoser, E.-K., Lynch, I., Ming, X., & Rui, Y. (2021). A critical review of the environmental impacts of manufactured nano-objects on earthworm species. *Environment Pollution*, **290**, 118041. https://doi.org/10.1016/j.envpol.2021.118041

Bertrand, M., Barot, S., Blouin, M., Whalen, J. K., de Oliveira, T., & Roger-Estrade, J. (2015). Earthworm services for cropping systems. A review. *Agronomy for Sustainable Development*, ***35***(2), 553–567. https://doi.org/10.1007/s13593-014-0269-7

Betancur-Corredor, B., Zaitsev, A., & Russell, D. J. (2024). The impact of multiple agricultural land uses in sustaining earthworm communities in agroecosystems - A global meta-analysis. *Scientific Reports*, ***14***. https://doi.org/10.1038/s41598-024-81676-5

Crittenden, S. J., Eswaramurthy, T., de Goede, R. G. M., Brussaard, L., & Pulleman, M. M. (2014). Effect of tillage on earthworms over short- and medium-term in conventional and organic farming. *Applied Soil Ecology*, ***83***, 140–148. https://doi.org/10.1016/j.apsoil.2014.03.001

Darwin, C. (2009). *The Formation of Vegetable Mould through the Action of Worms*. Cambridge University Press. https://doi.org/10.1017/cbo9780511703850

Davison, C. (1891). IV.—On the Amount of Sand brought up by Lobworms to the Surface. *Geological Magazine*, ***8***, 489–493. https://doi.org/10.1017/s0016756800187497

Gaupp-Berghausen, M., Hofer, M., Rewald, B., & Zaller, J. G. (2015). Glyphosate-based herbicides reduce the activity and reproduction of earthworms and lead to increased soil nutrient concentrations. *Scientific Reports*, ***5***. https://doi.org/10.1038/srep12886

Rients, H. (2015, June 29). *Earthworm enjoying food supply in farm habitat* [Photograph]. Wikimedia Commons. USDA. https://commons.wikimedia.org/wiki/File:Earthworm_Enjoying_Food_Supply_in_Farm_Habitat_(20868595024).jpg

Martinho, S. D., Fernandes, V. C., Figueiredo, S. A., & Delerue-Matos, C. (2022). Microplastic pollution focused on sources, distribution, contaminant interactions, analytical methods, and wastewater removal strategies: A review. *International Journal of Environmental Research and Public Health*, ***19***, 5610. https://doi.org/10.3390/ijerph19095610

Phillips, H. R. P., Guerra, C. A., Bartz, M. L. C., Briones, M. J. I., Brown, G. G., Crowther, T. W. & Cameron, E. K. (2019). Global distribution of earthworm diversity. *Science*, ***366***(6464), 480–485. https://doi.org/10.1126/science.aax4851

Reinecke, A. J., & Kriel, J. R. (1981). Influence of temperature on the reproduction of the earthworm *Eisenia foetida* (Oligochaeta). *South African Journal of Zoology*, ***16***(2), 96–100. https://doi.org/10.1080/02541858.1981.11447740

Singh, J., Schädler, M., Demetrio, W., Brown, G. G., & Eisenhauer, N. (2020). Climate change effects on earthworms: A review. *Soil Organisms*, ***92***(3), 114–138. https://doi.org/10.25674/so92iss3pp114

Zhang, W., Hendrix, P. F., Dame, L. E., Burke, R. A., Wu, J., Neher, D. A., Li, J., Shao, Y., & Fu, S. (2013). Earthworms facilitate carbon sequestration through unequal amplification of carbon stabilization compared with mineralization. *Nature Communications*, ***4***(1), 2576. https://doi.org/10.1038/ncomms3576

INNOVATIVE AGRICULTURE
www.innovativeagriculture.in
ISSN : 3048 - 989X

The "Lab to Land" Bridge: KVKs as the Heart of Horticulture Extension

Praveen Yadahalli

Scientist (Horticulture), ICAR-KLE Krishi Vigyan Kendra, Mattikopp, Bailhonggal taluk, Belagavi, Karnataka

Abstract

Horticulture has emerged as a key factor in guaranteeing nutritional security, increasing farm incomes, and creating jobs in rural areas as a result of India's agricultural transformation into a diverse and high-value system. The lack of connection between scientific discoveries and their real-world implementation in farmers' fields persists despite tremendous progress in horticultural research. The Krishi Vigyan Kendra (KVK), also known as the Farm Science Center, was founded under the Indian Council of Agricultural Research (ICAR) and is the most decentralized and farmer-focused extension system in the country. According to this theory, the KVK is the vital "beating heart" and "Lab to Land" link in horticultural ecology. The article summarizes data regarding the complex development, purpose, and operation of KVKs, emphasizing their function as active change agents as opposed to merely information providers. It assesses their primary roles in technological evaluation and improvement, frontline demonstrations, capacity building through skill-oriented participatory techniques, and encouraging the adoption of market-linked and climate-resilient horticulture. KVKs empower farmers and promote a more robust and lucrative horticultural industry by tailoring national and international research to local agro-ecological and socio-economic conditions. The evaluation does, however, also point out important operational constraints that prevent them from reaching their full potential, such as a lack of personnel, deficiencies in infrastructure, a lack of digital preparedness, and uneven convergence with other agricultural stakeholders. The study suggests a long-term plan to improve the KVK system in response to these issues. The strategic integration of digital extension technologies, public-private collaborations, precision horticulture, and the creation of a strong entrepreneurial ecosystem are all highlighted in this roadmap. The evaluation concluded that in order to fully close the last-mile gap between innovation and cultivation and to advance sustainable, horticulture-led rural prosperity, KVKs must be strengthened.

Keywords: Krishi Vigyan Kendra (KVK), Horticulture Extension, Lab to Land, Technology Transfer, Frontline Demonstrations, Capacity Building, Climate-Resilient Horticulture, Innovation Adoption, Farmer Empowerment, Sustainable Agriculture.

1. Introduction

In Indian agriculture, horticulturewhich includes plantation crops, fruits, vegetables, flowers, and spiceshas become a revolutionary force. The industry, which has been dubbed a "green revolution" of the twenty-first century, contributes over 33% of the agricultural Gross Value Added (GVA) from only 14–15% of the gross cropped area, demonstrating its remarkable efficiency and crucial role in guaranteeing nutritional security,

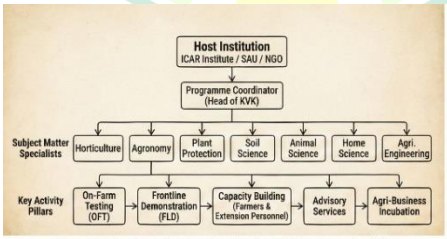

Figure 1: The Organizational & Functional Structure of a KVK

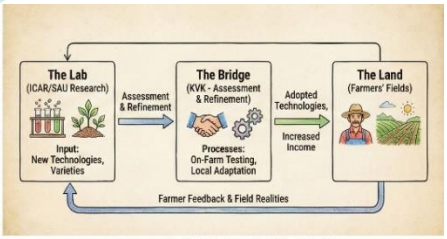

Figure 2: The 'Lab to Land' Bridge Model



Figure 3: Visual Evidence of Impact

Figure 4: Capacity Building in Action

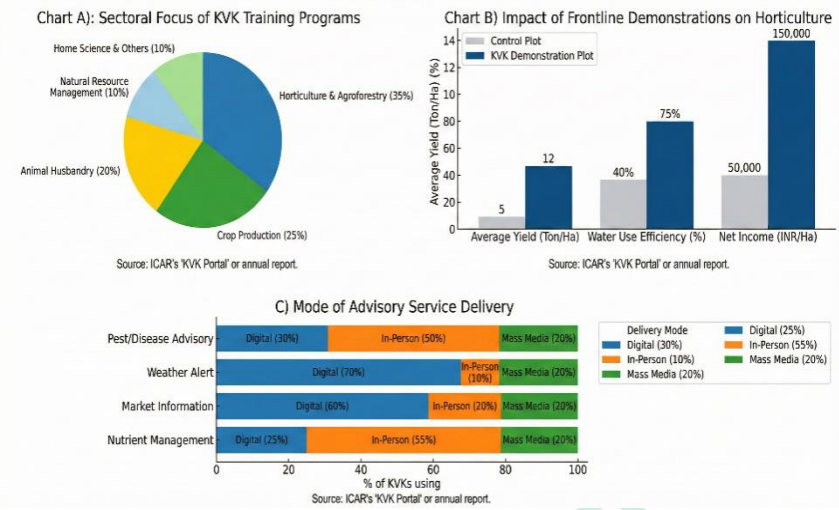

improving farm incomes, and increasing export earnings (National Horticulture Board, 2023). The potential for increasing production and improving rural livelihoods has been further enhanced by ongoing developments in high-yielding varieties, protected cultivation, micro-irrigation, and post-harvest technology. Despite its vast potential, the horticulture sector confronts a persistent and intricate issue: the disproportionate transmission of scientific advancements from research facilities to the fields of small and marginal farmers. This "knowledge gap" reflects the divide between potential yields recorded at research stations and the actual yields observed on farms, a situation worsened by the location-specific and knowledge-driven nature of horticulture, which traditional "top-down" extension models have found challenging to address effectively. At this crucial point, the Krishi Vigyan Kendra (KVK) network, initiated by the Indian Council of Agricultural Research (ICAR) in 1974, has established its vital role. Grounded in the principle of "Science and Technology-led development," KVKs were developed as district-level "knowledge and resource centres" to bring the "Lab to Land" idea to life. Their main mandate is to evaluate, improve, and showcase agricultural technologies directly in farmers' fields, positioning them as an essential link within the horticultural innovation framework. With over 725 KVKs currently operating across various agro-climatic zones, they have emerged as the foremost institutional mechanism for providing timely advisories, skill-based training, and support for entrepreneurship. This article offers an in-depth review of the diverse functions of KVKs in horticultural extension. It assesses their influence, the changing innovations that are shaping their roles, and their significant importance in addressing modern challenges such as climate change and the shift towards digital agriculture.

2. Evolution, Mandate, and Core Functions of KVKs in Horticulture Extension

2.1. A Paradigm Shift in Philosophy and Establishment

The Krishi Vigyan Kendra (KVK) model, initiated by the Indian Council of Agricultural Research (ICAR), marks a significant shift from traditional, top-down extension services. Designed to close the important gap between science and society, its philosophy is based on the concept of "learning by doing." Established with the clear objective to implement the "Lab to Land" initiative, KVKs were intended not only as channels for information but also as vibrant institutions focused on vocational skill development and empowering farmers. This shift in approach is particularly important for the horticulture sector, where achievements depend on mastering specific, knowledge-intensive techniques that go beyond basic instructions and necessitate practical experience.

2.2. The Core Functional Pillars in Horticulture

The mandate of KVKs is operationalized through a set of interconnected, farmer-centric functions that collectively position them as the indispensable "heart" of horticulture extension in India.

2.2.1. Location-Specific Technology Adaptation via On-Farm Testing (OFT)

Acknowledging the significant local nature of horticulture, where variations in soil, climate, and pest populations are considerable, KVKs act as hubs for local adaptation. They perform systematic On-Farm Testing (OFT) to assess and enhance new technologies, including hybrid varieties, integrated nutrient and pest management (INM/IPM) strategies, water-efficient irrigation methods, and mulching practices, within actual farming environments. This approach mitigates the risks associated with adopting new technologies for farmers and creates a comprehensive collection of scientifically validated locally applicable recommendations.

2.2.2. Proof of Concept through Frontline Demonstrations (FLDs)

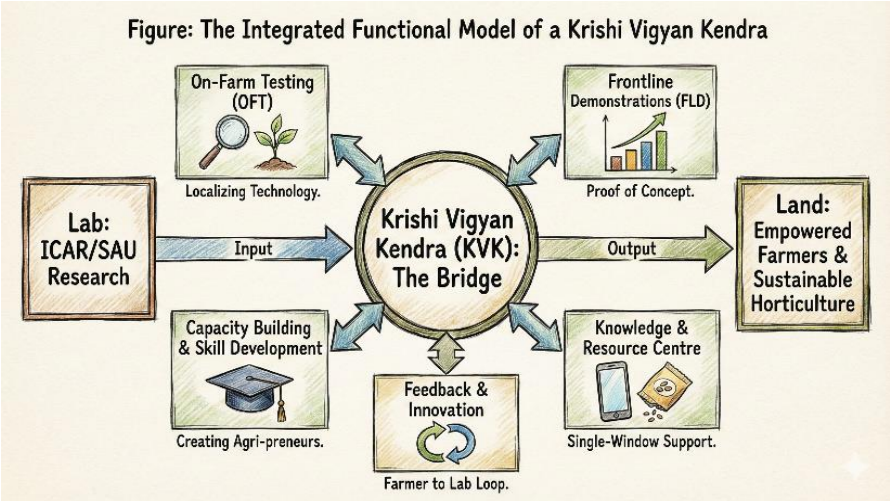

In agriculture, seeing is believing. Frontline Demonstrations (FLDs) are a cornerstone of the KVK methodology, serving as living laboratories on progressive farmers' fields. By tangibly showcasing the economic and agronomic superiority of practices like high-density planting, protected cultivation, precision fertigation, and canopy management, FLDs provide irrefutable proof of concept. These demonstrations build farmer confidence and act as a powerful catalyst for the widespread diffusion of innovative horticultural practices.

2.2.3. Capacity Building and Skill-Oriented Entrepreneurial Development

The vocational training pillar is central to the KVK's empowerment mandate. Moving beyond theory, KVKs offer need-based, hands-on training programs focused on building practical skills. Courses on nursery management, grafting, food processing, beekeeping, floriculture, and mushroom cultivation are designed not only to create proficient farmers but also to foster a new generation of *agri-preneurs*. This focus on skill development diversifies rural incomes, generates employment, and promotes horticulture-led entrepreneurial ecosystems.

2.2.4. Multi-Modal Knowledge and Resource Support

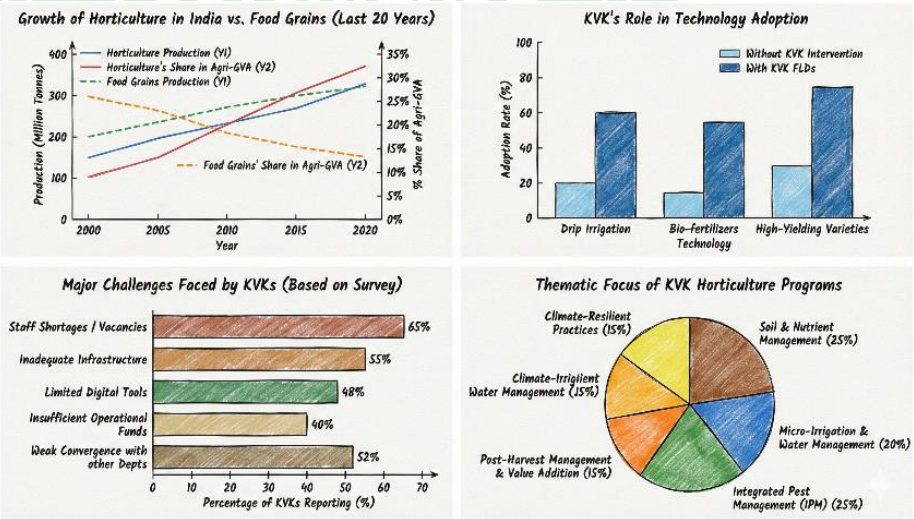

KVKs integrate both conventional and contemporary channels, operating as a single-window support system. They offer vital resources, such as high-quality seeds and planting supplies from mother nurseries, bio-agents, and diagnostic services via plant health clinics and soil testing labs. Multi-channel advisory services, such as farmers' meetings, field days, and digital platforms like Kisan Call Centers, mobile apps, and social media, are used in addition to this physical support to ensure that weather, pest, and market warnings are promptly disseminated.

2.2.5. Fostering Innovation, Inclusivity, and a Two-Way Feedback Loop

A key characteristic of the KVK model is its focus on fostering a two-way communication between formal scientific knowledge and the wisdom of farmers. KVKs work to identify, document, and scientifically verify Indigenous Technical Knowledge (ITK) and innovations emerging from farmers, expanding their reach for broader advantages. This inclusive approach enhances the responsiveness of the extension system. Additionally,

KVKs prioritize gender and social inclusion, ensuring that women farmers, tribal groups, and other underrepresented communities are active participants in and beneficiaries of horticultural advancement.

3. KVKs as Catalysts in Horticultural Technology Dissemination and Adoption

In the horticulture innovation system, Krishi Vigyan Kendrasplay a crucial role as catalysts, converting general research findings into workable, context-specific solutions. They support the shift from traditional methods to sustainable, scientifically informed horticulture using a multifaceted strategy.

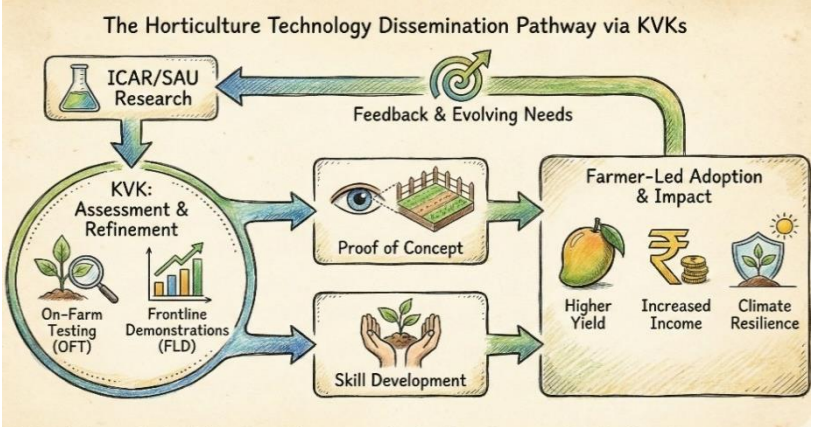

A Hand-drawn Cyclical Flowchart Illustrating the Catalytic Process of Technology Dissemination.

3.1. On-Farm Testing for Context-Specific Solution Generation

A cornerstone of the KVK methodology is the systematic conduct of On-Farm Testing (OFT), which serves to fine-tune and validate research station recommendations under diverse, district-specific agro-ecological conditions. This localization process is vital for de-risking technology adoption for farmers. Key examples include:

- The evaluation of **drought-tolerant vegetable varieties** (e.g., bottle gourd, cowpea) in arid and semi-arid zones to ensure stable production under water stress.
- Identification of **locally adaptive rootstocks** for perennial fruits like mango, citrus, and guava to enhance resilience against soil-borne diseases and abiotic stresses.
- **Varietal trials of high-value vegetables** such as tomato, chilli, and cucurbits under protected cultivation structures to determine the most suitable genotypes for specific micro-climates. This function ensures that innovations are not only scientifically sound but also practically viable and economically attractive within their intended local context, thereby significantly lowering the barrier to adoption.

3.2. Proof of Concept through Frontline Demonstrations

Frontline Demonstrations (FLDs) are the primary instrument for establishing the tangible economic and agronomic benefits of new technologies. By serving as living proof on progressive farmers' fields, FLDs have consistently shown transformative results, building farmer confidence and catalyzing widespread diffusion. Documented impacts include:

- **High-Density Planting Systems (HDPS)** in apple, mango, and guava, which have demonstrated a **2–3 fold increase in productivity** per unit area compared to traditional planting.
- The integration of **drip irrigation with fertigation** in high-water-demanding crops like pomegranate and banana, leading to improvements in **water-use efficiency of up to 40%** alongside enhanced nutrient uptake and yield.
- The use of **mulching and low-cost polyhouse structures** for off-season vegetable cultivation, which has consistently yielded **25–60% higher economic returns** due to premium market prices and reduced pest incidence.Through FLDs, KVKs effectively act as the critical testing ground and showcase for new horticultural technologies before their large-scale promotion by state departments.

3.3. Capacity Building and Skill Development for Modern Horticulture

Recognizing that technology adoption is contingent upon human capacity, KVKs place a strong emphasis on skill-oriented, vocational training. This pillar focuses on transforming theoretical knowledge into practical competence through a variety of formats, including:

- Short-term **farmer training programs** on emerging challenges.
- Long-term **diploma and certificate courses** in horticulture.

- **Off-campus demonstration camps** and field days.
- Intensive, **hands-on workshops** on techniques like grafting, budding, and precision pruning. These initiatives are strategically designed to strengthen farmer capabilities in critical areas such as **accurate disease diagnosis, scientific nursery management, canopy architecture management, judicious plant protection, and advanced post-harvest handling**, thereby creating a skilled workforce ready for modern horticulture.

3.4. Promoting Climate-Resilient Horticulture Systems

In response to the increasing vulnerabilities posed by climate change, KVKs are at the forefront of promoting climate-smart horticulture (CSH) practices. They facilitate both mitigation and adaptation through the demonstration and dissemination of a suite of resilient technologies, including:

- **Resource-conserving technologies:** Micro-irrigation and rainwater harvesting structures.
- **Stress-tolerant cultivars:** Drought and heat-resilient varieties of fruits and vegetables.
- **Protected cultivation:** Polyhouses and shade nets to buffer crops against climatic extremes.
- **Sustainable management practices:** Integrated Nutrient Management (INM) and Integrated Pest Management (IPM) to maintain soil health and reduce chemical load.
- **Crop Diversification:** Introduction of hardy, indigenous fruit species such as bael (*Aegle marmelos*), ber (*Ziziphus mauritiana*), tamarind, and custard apple, which are well-adapted to marginal environments.Furthermore, many KVKs actively participate in the **National Innovations in Climate Resilient Agriculture (NICRA)** project, establishing model villages that serve as replicable examples of climate-resilient farming systems.

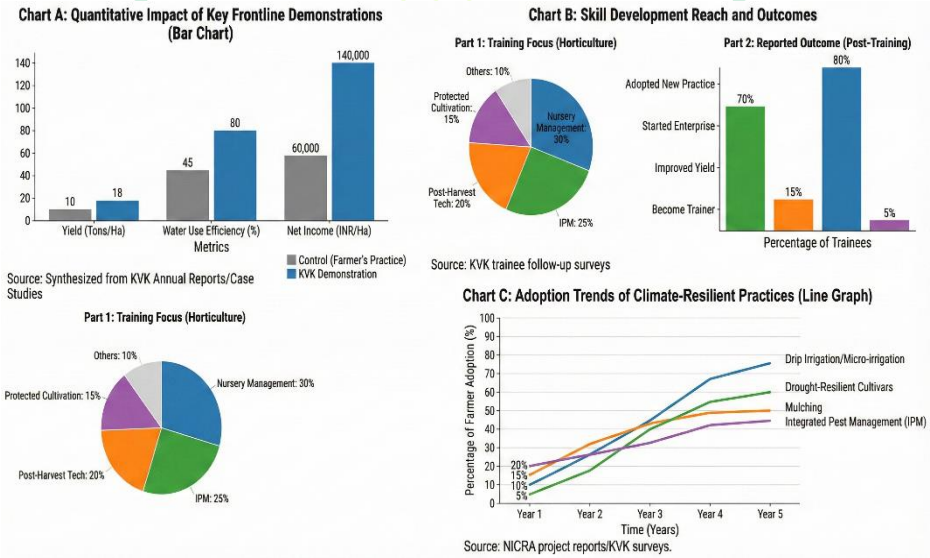

4. The Digital Transformation of Horticulture Extension through KVKs

The proliferation of digital technologies has ushered in a new era for agricultural extension, enabling Krishi Vigyan Kendras (KVKs) to transcend traditional geographical and temporal limitations. This digital transformation is augmenting their capacity to deliver timely, precise, and scalable advisories, thereby revolutionizing horticulture extension services.

4.1. Leveraging ICT Platforms for Scalable Outreach

KVKs are increasingly integrating a suite of Information and Communication Technology (ICT) tools to enhance the efficiency and reach of their services. Key initiatives include:

- **Dedicated Mobile Applications and Platforms:** The use of centralized platforms like **Kisan Sarathi** and specialized apps such as **mKRISHI®** facilitates the push of localized advisories on weather, market prices, and crop management practices directly to farmers' smartphones.

- **Instant Messaging for Rapid Response:** The establishment of **WhatsApp-based groups and broadcast lists** has become a critical channel for the rapid dissemination of pest and disease outbreak alerts, enabling swift farmer response and mitigating potential crop losses.
- **Digital Resource Management:** The implementation of **Digital Soil Health Cards** provides farmers with easily accessible, permanent records of their soil nutrient status and tailored recommendation, promoting more precise and efficient nutrient management in horticultural crops.

4.2. Remote Diagnostics and e-Advisories

A significant advancement in digital extension is the move towards remote diagnostics. KVKs are pioneering the use of **e-Plant Clinics**, where farmers can submit geo-tagged images of affected crops via mobile apps or messaging services. Subject Matter Specialists (SMSs) at KVKs can then diagnose issues and prescribe remedial measures remotely, drastically reducing the time between problem identification and solution delivery. This approach is particularly vital for managing emergent biotic stresses in high-value horticultural crops.

4.3. Virtual Capacity Building and Knowledge Sharing

The COVID-19 pandemic acted as a catalyst for the adoption of virtual knowledge-sharing formats. KVKs have successfully scaled up their capacity-building efforts through:

- **Webinars and Online Training Modules:** Conducting large-scale, interactive sessions on topics ranging from high-density planting to post-harvest management, reaching a wider and more diverse audience, including women and youth who may face mobility constraints.
- **Virtual Field Days and Exhibitions:** Leveraging video tours and 360-degree imagery to create immersive virtual demonstrations of technologies like protected cultivation and drip irrigation systems, allowing farmers to "visit" successful sites without physical travel.

This digital augmentation positions KVKs not just as physical resource centers, but as dynamic nodes in a digitally connected horticulture ecosystem, enhancing their resilience and responsiveness in service delivery.

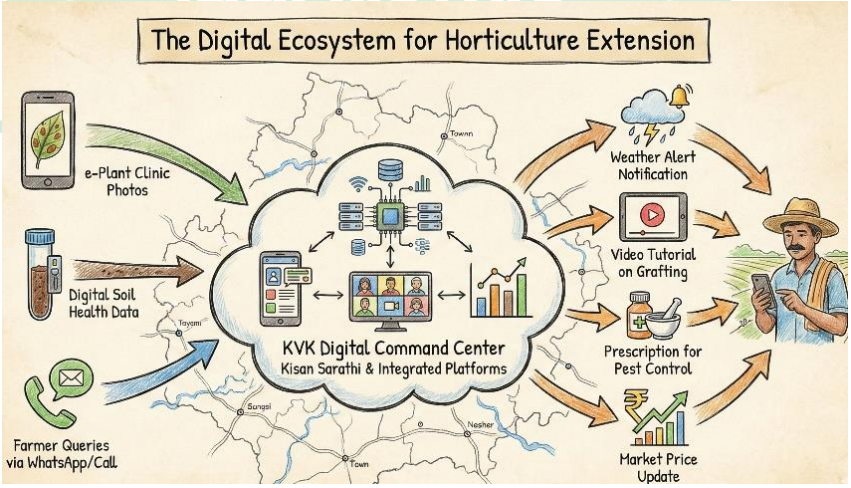

5. Fostering HorticultureLed Entrepreneurship: The KVK as an Incubation Hub

Moving beyond technology dissemination, Krishi Vigyan Kendras (KVKs) have strategically positioned themselves as critical incubation hubs for nurturing rural entrepreneurship. This role is essential for creating non-farm employment, enhancing value addition, and ensuring sustainable income diversification within the horticulture sector. KVKs facilitate this by providing an integrated support system that transforms skilled individuals into successful agri-entrepreneurs.

KVKs identify and promote a diverse portfolio of viable, small-scale enterprises tailored to local resources and market opportunities. These include:

- **Primary Production Ventures:** Establishing commercial vegetable nurseries to supply quality seedlings and venturing into high-value floriculture for emerging domestic and export markets.

- **Post-Harvest and Value Addition:** Promoting micro food processing units for the preparation of jams, pickles, and powders, often aligned with government schemes such as the Pradhan Mantri Formalisation of Micro Food Processing Enterprises (PMFME). This includes supporting solar drying and dehydration units to reduce post-harvest losses and extend the shelf-life of perishable horticultural produce.

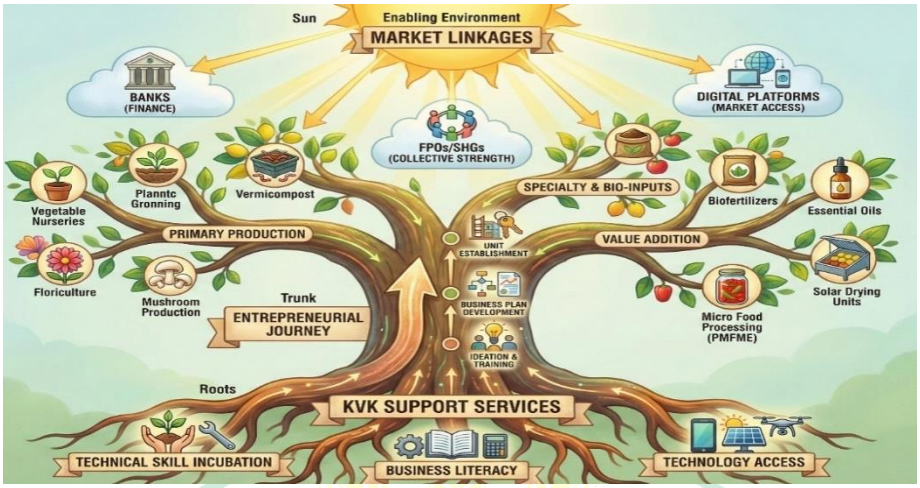

- **Specialty and Bio-Inputs Production:** Facilitating enterprises in the cultivation of medicinal and aromatic plants for essential oil extraction, and the production of organic inputs such as vermicompost, biofertilizers, and biological control agents to support sustainable horticulture.

The entrepreneurial support provided by KVKs is multi-faceted, encompassing:

- **Technical Backstopping and Skill Incubation:** Offering advanced, hands-on training and continuous technical guidance to ensure production quality and operational efficiency.
- **Entrepreneurial Literacy and Business Facilitation:** Imparting essential knowledge on business plan development, financial management, and formal registration processes.
- **Convergence and Linkage Building:** Actively forging connections between entrepreneurs and financial institutions for credit, with Farmer Producer Organizations (FPOs) for collective action, with Self-Help Groups (SHGs) for community enterprise, and with relevant marketing channels to ensure market access.

Through this comprehensive approach, KVKs are instrumental in building a robust ecosystem for horticulture-based entrepreneurship, directly contributing to rural economic resilience and prosperity.

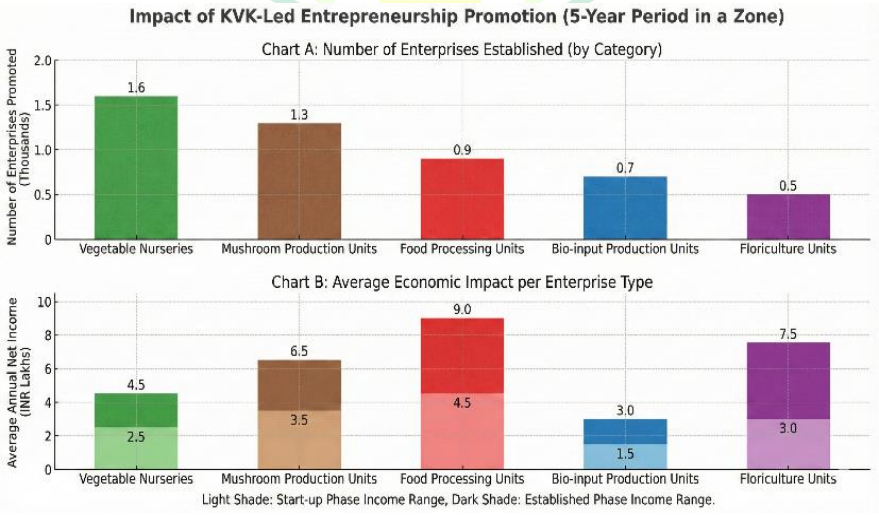

6. Impact Assessment and Documented Success Stories

A systematic evaluation of Krishi Vigyan Kendras (KVKs) reveals their substantial contribution to enhancing productivity, profitability, and sustainability within the Indian horticulture sector. The impact, documented through both quantitative assessments and qualitative case studies, underscores their role as a pivotal agent of rural transformation.

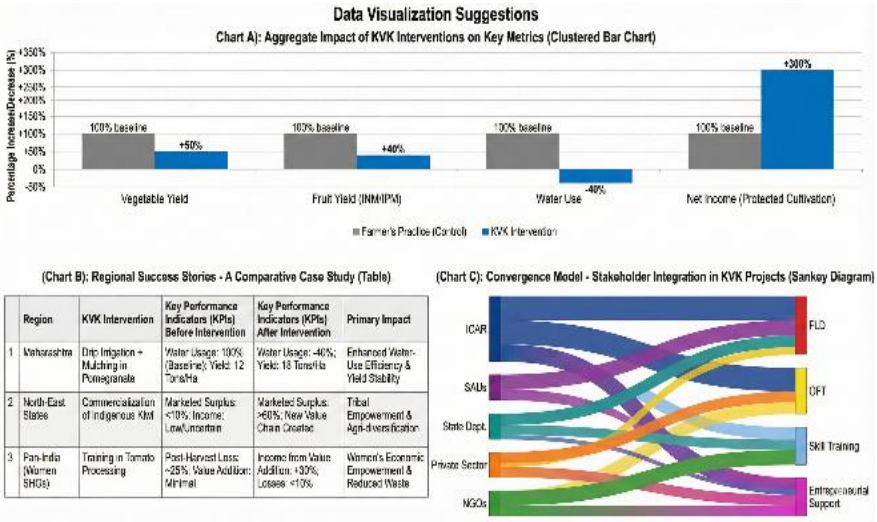

	Region	KVK Intervention	Key Performance Indicators (KPIs) Before Intervention	Key Performance Indicators (KPIs) After Intervention	Primary Impact
1	Maharashtra	Drip Irrigation + Mulching in Pomegranate	Water Usage: 100% (Baseline); Yield: 12 Tons/Ha	Water Usage: -40%; Yield: 18 Tons/Ha	Enhanced Water-Use Efficiency & Yield Stability
2	North-East States	Commercialization of Indigenous Kiwi	Marketed Surplus: <10%; Income: Low/Uncertain	Marketed Surplus: >60%; New Value Chain Created	Tribal Empowerment & Agri-diversification
3	Pan-India (Women SHGs)	Training in Tomato Processing	Post-Harvest Loss: ~25%; Value Addition: Minimal	Income from Value Addition: +30%; Losses: <10%	Women's Economic Empowerment & Reduced Waste

6.1. Quantifiable Gains in Productivity and Resource Efficiency

Rigorous impact studies and internal evaluations consistently demonstrate significant improvements in key performance metrics attributable to KVK interventions:

- **Yield Enhancement:** Frontline Demonstrations (FLDs) on vegetable crops have consistently resulted in **yield increases of 20–80%** over conventional farmer practices. Similarly, the adoption of integrated nutrient and pest management (INM/IPM) protocols in fruit orchards has led to **yield gains of 30–50%**.
- **Resource-Use Efficiency:** The promotion of micro-irrigation systems (drip and sprinkler) has achieved **water savings of up to 40%** in water-intensive horticultural crops like pomegranate and banana, a critical adaptation in water-scarce regions.

6.2. Enhancing Farmer Incomes and Livelihood Resilience

The ultimate measure of KVK success is the economic empowerment of farming households. Evidence points to substantial income growth:

- **High-Value Production:** The introduction of protected cultivation technologies (e.g., polyhouses and shade nets) for high-value crops such as capsicum, cucumber, and orchids has demonstrated a dramatic **increase in farmer incomes by 2 to 5 times**, owing to off-season production and premium quality.
- **Entrepreneurship and Value Addition:** Training programs focused on post-harvest management and micro-enterprise development, particularly among women's self-help groups (SHGs), have consistently reported **income enhancements of 20–35%** through activities like food processing, thereby strengthening rural livelihoods and promoting gender-inclusive growth.

6.3. Case Studies in Regional Transformation

Beyond aggregate data, specific regional success stories highlight the contextual adaptability of KVKs:

- **Maharashtra:** KVKs championed the integrated package of drip irrigation and mulching in pomegranate cultivation, leading to **30-40% water savings** and significant yield stability, revolutionizing production in semi-arid regions.
- **North-Eastern States:** KVKs have been instrumental in identifying, reviving, and commercializing niche horticultural products such as indigenous orchids and kiwi, creating novel and profitable value chains that empower tribal communities and enhance regional biodiversity.

6.4. Strengthening the Agricultural Innovation System

A critical, though less quantified, impact of KVKs is their role as platforms for convergence. They effectively integrate diverse actorsincluding ICAR institutes, State Agricultural Universities (SAUs), state horticulture departments, NGOs, private sector partners, and Farmer Producer Organizations (FPOs)fostering a collaborative ecosystem that accelerates innovation and ensures the relevance and scalability of development initiatives. This systemic function amplifies their impact far beyond direct, on-the-ground interventions.

7. Challenges and Strategic Imperatives for KVKLed Horticulture Extension

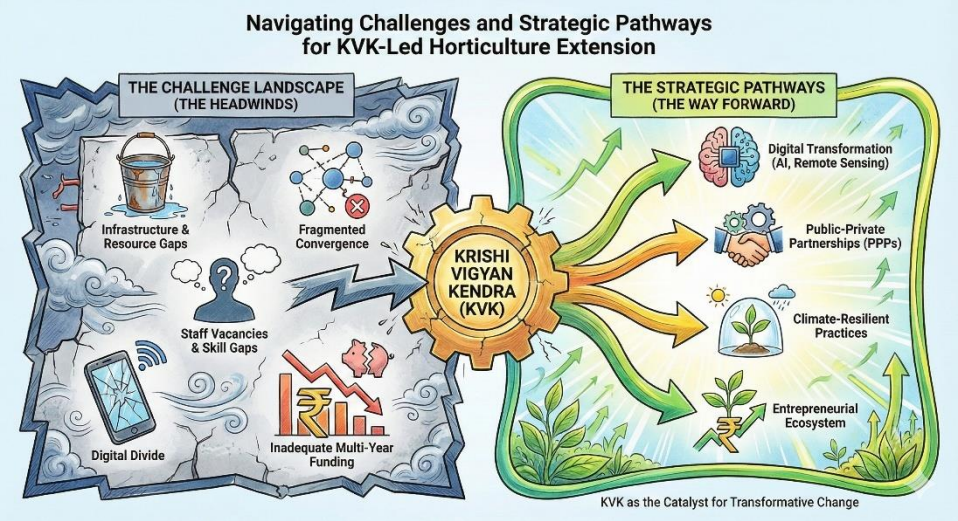

Although Krishi Vigyan Kendras (KVKs) have proven effective in the field of horticulture extension, they face considerable operational and strategic hurdles that limit their full effectiveness. Systematic issues include ongoing infrastructure deficiencies, characterized by inconsistent quality of polyhouses, nurseries, and demonstration sites, along with a significant lack of post-harvest management facilities. These physical challenges are further exacerbated by human resource issues, such as persistent vacancies for Subject Matter Specialists and a lack of expertise in new areas like precision horticulture and digital agriculture. Additionally, the fragmentation of institutions often hinders effective coordination between KVKs and state-level extension services, while the widespread digital divide in rural areas restricts the impact of ICT-based advisory services. Perhaps most importantly for long-term horticultural systems, the lack of dedicated multi-year funding streams diminishes the ability to carry out significant long-term demonstrations of orchard-centered technologies.

To overcome these challenges and enhance their transformative capacity, KVKs need to strategically reposition themselves towards a more integrated, digitally-focused, and market-driven extension framework. This requires strengthening their role as centers for climate-resilient horticulture by consistently incorporating adaptive technologies and localized climate advice. At the same time, speeding up digital transformation through artificial intelligence, remote sensing, and blockchain technology can facilitate highly personalized advisories and improve transparency within the value chain. Forming strong public-private collaborations will be essential to address crucial gaps in market connections, financial access, and risk management. Furthermore, bolstering the entrepreneurial ecosystem by promoting business incubation and Farmer Producer Organization (FPO) collaboration can stimulate rural entrepreneurship throughout the horticulture value chain. By tackling existing limitations while also adopting these strategic focuses, KVKs can significantly enhance their role in fostering a more sustainable, profitable, and climate-resilient horticulture sector in India.

8. Future Roadmap: Strategic Pathways for Strengthening KVKs as Horticulture Knowledge Hubs

To enhance their efficacy and relevance in a rapidly evolving agricultural landscape, Krishi Vigyan Kendras (KVKs) require a strategic transformation into dynamic, digitally-enabled knowledge hubs. This forward-looking roadmap outlines key pathways for modernizing their extension approach and amplifying their impact on the horticulture sector.

8.1. Advancing Digital and AIEnabled Extension Systems

The future of horticulture extension lies in precision and predictive advisories. KVKs must pioneer the integration of advanced digital tools, including Artificial Intelligence (AI) for image-based pest and disease diagnosis, Geographic Information Systems (GIS) for scientific orchard planning and resource mapping, and drone technology for real-time crop health monitoring and precision nutrient application.

Figure: The Future KVK: A Strategic Roadmap for Horticulture Knowledge Hubs

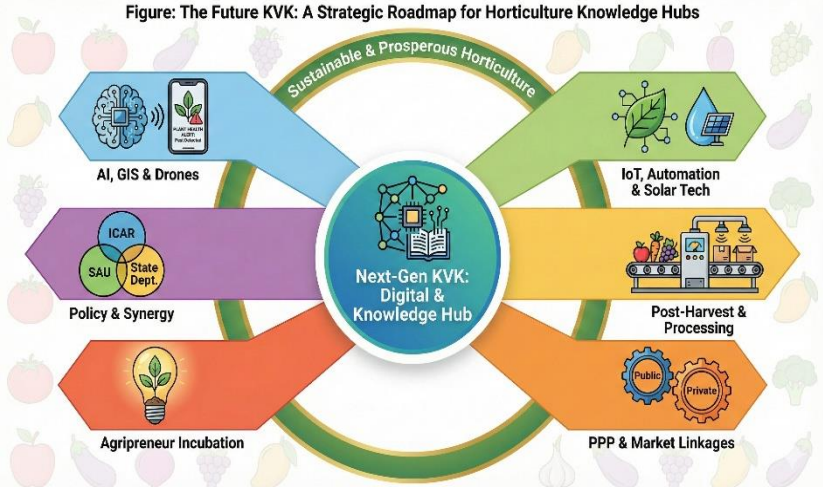

8.2. Mainstreaming Precision Horticulture Practices

To demonstrate the next frontier of efficiency, KVKs should become nodal centers for precision horticulture. This involves showcasing and facilitating the adoption of automation in protected cultivation, IoT-based sensor networks for optimized irrigation scheduling, sensor-based fertigation systems for precise nutrient delivery, and the promotion of renewable energy solutions such as solar-powered cold storage to address post-harvest losses.

8.3. Strengthening Post-Harvest and Value Chain Linkages

A critical strategic shift involves expanding the KVK mandate beyond production to encompass the entire value chain. This can be achieved by establishing small-scale, functional post-harvest facilities for washing, grading, packaging, and primary processing. Such infrastructure will provide hands-on learning for Farmer Producer Organizations (FPOs) and Self-Help Groups (SHGs), enabling them to capture greater value from their produce.

8.4. Forging Strategic Public-Private Partnerships (PPPs)

Systematic engagement with the private sector is imperative to bridge technology and resource gaps. KVKs should actively collaborate with companies specializing in seeds, irrigation systems, farm machinery, and digital agriculture to facilitate access to cutting-edge technologies, enhance service delivery, and improve market access for farmers.

8.5. Cultivating a Vibrant Entrepreneurial Ecosystem

KVKs must evolve beyond training centers into active incubation hubs. This entails providing structured mentorship, access to prototype facilities, and market linkage support to nurture agri-entrepreneurship among rural youth, women, and start-ups focused on horticulture-based ventures, bio-inputs, and agri-tech innovations.

8.6. Institutionalizing Convergence and Policy Integration

Finally, achieving systemic impact requires robust institutional alignment. Strengthening the formal linkage between KVKs, ICAR institutes, State Agricultural Universities (SAUs), and State Horticulture Departments is crucial to synchronize research, extension, and policy initiatives, thereby creating a cohesive and powerful force for horticulture-led rural development.

9. Conclusion

Krishi Vigyan Kendras have significantly reshaped the horticulture sector in India by effectively implementing the "Lab to Land" concept. With their decentralized, farmer-focused approach, KVKs have shown an exceptional ability to connect scientific research with practical application at the grassroots level. Their diverse strategies, which include location-specific technology evaluation through On-Farm Testing, compelling proof-of-concept

via Frontline Demonstrations, skill development initiatives, and the promotion of an entrepreneurial ecosystem, have made them an essential pillar of horticultural progress and rural advancement.The findings compiled in this review highlight that KVKs are more than just extension services; they are active catalysts for change, enhancing productivity, fostering climate resilience, and driving economic empowerment in various agro-ecological regions. However, to maximize their potential in a time of digital evolution and climate challenges, it is crucial to strategically enhance the KVK system. This calls for focused investment in digital infrastructure, incorporating AI and IoT for precise advisory services, promoting climate-resilient and precision horticulture practices, establishing strong public-private partnerships, and concertedly improving post-harvest and value-chain connections.In conclusion, the ongoing development and empowerment of the KVK network is not just an institutional goal but a national necessity. By transforming these centers into dynamic, digitally driven knowledge and incubation hubs, India can expedite its path toward sustainable horticultural growth, increase farmers' incomes, and achieve broader objectives related to nutritional and environmental security. Supporting this "vital heart" of extension is crucial for ensuring that the benefits of scientific advancements reach every farmer's field, positioning the horticulture sector as a genuine driver of inclusive and sustainable development.

References

Adhikary, M. M., & Kumar, U. (2020). Role of Krishi Vigyan Kendras (KVKs) in technology dissemination and improving livelihood security of farmers. *Journal of Community Mobilization and Sustainable Development, 15*(2), 251–258.

Agricultural Finance Corporation Ltd. (2021). *Final report on evaluation of Krishi Vigyan Kendras (KVKs)*. Department of Agricultural Research and Education (DARE), Ministry of Agriculture & Farmers' Welfare, Government of India. https://dare.nic.in/

Birner, R., & Anderson, J. R. (2007). *How to make agricultural extension demand-driven? The case of India's agricultural extension policy*. International Food Policy Research Institute (IFPRI) Discussion Paper 00729. https://doi.org/10.2499/9780896291680

Chand, R., & Singh, J. (2021). Workforce and employment in Indian agriculture: Trends and prospects. *Indian Journal of Labour Economics, 64*(4), 901–922. https://doi.org/10.1007/s41027-021-00352-8

Choudhary, B. N., & Sharma, B. L. (2015). Krishi Vigyan Kendras: The frontline extension system of India. *Indian Journal of Extension Education, 51*(3), 1–7.

Das, P., Singh, R., & Varshney, R. K. (2019). Impact of frontline demonstrations on horticultural crops in India. *Indian Journal of Horticulture, 76*(4), 672–678. https://doi.org/10.5958/0974-0112.2019.00098.4

Directorate of Horticulture. (2022). *Horticulture production statistics 2021–22*. Ministry of Agriculture & Farmers Welfare, Government of India. https://agricoop.nic.in/

ICAR–ATARI. (2021). *KVK Annual Report 2020–21*. Indian Council of Agricultural Research, Agricultural Technology Application Research Institute. https://www.atari.icar.gov.in/

ICAR. (2019). *Guidelines for Krishi Vigyan Kendras (KVKs)*. Indian Council of Agricultural Research, New Delhi. https://kvk.icar.gov.in/

ICAR–NICRA. (2020). *National Innovations in Climate Resilient Agriculture: Annual report*. ICAR–Central Research Institute for Dryland Agriculture. https://nicra.icar.gov.in/

Indian Council of Agricultural Research (ICAR). (2019). *KVK portal: Mandate and objectives*. Retrieved from https://kvk.icar.gov.in/mandate.html

Joshi, P. K., & Singh, N. P. (2017). *Agricultural diversification in India: Trends, contributions to growth and small farmer participation*. International Food Policy Research Institute (IFPRI) South Asia Office. https://doi.org/10.2499/9780896292847

Kameswari, V. L. V., Ramana, V., & Venkatasubramanian, V. (2011). Information and communication technologies for sustainable agriculture development: Assessing the digital divide in Indian rural communities. *International Journal of Education and Development Using ICT, 7*(1), 56–70.

Kannan, E., & Sundaram, S. (2011). *Analysis of trends in India's agricultural growth*. Working Paper Series, Institute for Social and Economic Change. http://www.isec.ac.in/

Meena, M. S., Singh, K. M., & Swanson, B. E. (2013). Reforming India's public agricultural extension system: The case of the Krishi Vigyan Kendras (KVKs). *Journal of Agricultural Education and Extension, 19*(1), 7–21. https://doi.org/10.1080/1389224X.2012.735622

National Horticulture Board (NHB). (2023). *Indian horticulture database 2022–23*. Ministry of Agriculture & Farmers Welfare, Government of India. http://nhb.gov.in

Padaria, R. N., & Singh, A. (2012). Climate-resilient horticulture technologies and the role of KVKs. *Indian Journal of Extension Education, 48*(3 & 4), 45–52.

Pande, A. K., & Singh, V. (2017). Effectiveness of KVK training programs on adoption of horticulture technologies. *Journal of Extension Systems, 33*(1), 63–71.

Planning Commission of India. (2014). *Report of the working group on horticulture and plantation crops*. Government of India. https://niti.gov.in/planningcommission.gov.in

Prasad, Y. G., & Prabhakar, M. (2019). Climate-resilient horticulture for sustainable livelihoods: The role of Krishi Vigyan Kendras. In M. L. Choudhary, V. B. Patel, M. S. Siddiqui, & R. B. Verma (Eds.), *Climate change and agriculture in India: Impact and adaptation* (pp. 287-299). Springer. https://doi.org/10.1007/978-3-319-90086-5_23

Ramanjaneyulu, G. V., &Nagasree, K. (2020). Digital agriculture in India: Trends, possibilities and way forward. *Journal of Agricultural Education and Extension, 26*(5), 501–518. https://doi.org/10.1080/1389224X.2020.1761679

Samanta, R. K. (2018). Krishi Vigyan Kendra: A unique model of application of science and technology for empowering farming community. *Indian Journal of History of Science, 53*(3), 91–95. https://doi.org/10.16943/ijhs/2018/v53i3/49475

Sulaiman, R. V., & Davis, K. (2012). *The "new extensionist": Roles, strategies, and capacities to strengthen extension and advisory services*. Global Forum for Rural Advisory Services. https://www.g-fras.org/

Sulaiman, R. V., & Hall, A. (2020). The challenge of scaling up agricultural innovation: Lessons from Krishi Vigyan Kendras in India. *The Journal of Agricultural Education and Extension, 26*(4), 373-391. https://doi.org/10.1080/1389224X.2020.1740902

Sulaiman, R. V., &Sadamate, V. V. (2018). Privatising agricultural technology extension in India: The case of Krishi Vigyan Kendras. In A. J. Hall, V. P. Rasheed Sulaiman, & N. Clark (Eds.), *Agricultural extension: The critical role of innovation systems* (pp. 145-162). Routledge.

Tiwari, R., Singh, S. R., & Sharma, N. (2020). Role of extension services in enhancing horticulture production: Lessons from KVK interventions. *Agricultural Reviews, 41*(1), 88–96. https://doi.org/10.18805/ag.R-193

World Bank. (2021). ICT in agricultural development. In *World Development Report 2021: Data for Better Lives*. The World Bank. https://doi.org/10.1596/978-1-4648-1600-0

Yadav, R. P., Singh, B., & Kumar, R. (2017). Impact assessment of KVK activities on farmers: A case study. *Indian Research Journal of Extension Education, 17*(2), 36–42.

INNOVATIVE AGRICULTURE
www.innovativeagriculture.in
ISSN : 3048 - 989X

Breeding for Colour Development in Vegetable Crops

Pradip R. Hange[1], Swapnali S. Chavan[2], Dr. Arvind M. Sonkamble[3] and Dr. Abhay P. Wagh[4]

[1]Ph.D. Scholar, Department of Vegetable Science, Dr. PDKV, Akola
[2]Phd Scholar, Department of Vegetable Science Dr. PDKV, Akola
[3]Professor & Head, Department of Vegetable Science, Dr. PDKV, Akola
[4]Professor, Department of Vegetable Science, Dr. PDKV, Akola
Email:- pradiphange07@gmail.com

Abstract

The growing global population and widespread micronutrient malnutrition pose critical challenges, especially in developing nations. Vegetables, as affordable and rich sources of vitamins, minerals, and fiber, play a vital role in ensuring nutritional security. Colourful vegetables are particularly valuable due to their high content of bioactive pigments such as chlorophylls, carotenoids, flavonoids (including anthocyanins), and betalains, which contribute to both aesthetic appeal and health benefits. These pigments also play key ecological roles in pollination and stress tolerance. Breeding strategies for enhancing colour traits have evolved from traditional selection methods to advanced molecular tools, including marker-assisted selection and genetic engineering. These approaches facilitate the development of novel, nutrient-dense cultivars with improved pigment content. The integration of colour breeding in vegetable improvement programs holds immense potential for addressing micronutrient deficiencies, promoting human health, and increasing market value.

Introduction

Vegetable crops are vital components of the human diet, offering essential vitamins, minerals, fiber, and bioactive compounds. Among the key quality traits, colour plays a crucial role in consumer preference, nutritional perception, and market value. Colourful vegetables are rich in health-promoting pigments such as chlorophylls, carotenoids, flavonoids, and betalains, which not only contribute to plant functions like photosynthesis and pollinator attraction but also offer significant nutritional and medicinal benefits.

Most pigments are coloured. These colours are not just visually decorative and attractive, but also function in critical biological processes for plants and play essential co-evolutionary roles in ecosystems. On the other hand, many pigment-rich fruits and vegetables are critical in the human and animal diet. Some pigments are essential nutrients, and others may serve as nutraceuticals with additional medical benefits, including the prevention and treatment of certain diseases (Chen, 2015).

Breeding for colour development enhances not only colours but also enriches the nutrient content of the vegetable crops, which helps to minimize the risk of cancer, obesity, cardiovascular diseases and allows the development of a new generation of cultivars with improved bioactive properties. There are several breeding strategies for colour development including conventional methods, as well as modern strategies that rely on marker assisted selection or genetic transformation (Plazas *et al.*, 2014).

Pigments in vegetable crops: Types & Distribution

Pigment class	Main subgroups	Typical colors	Examples
Carotenoids	Carotenes, lycopene and xanthophylls	Orange, yellow, red	Carrot, tomato, water melon, pepper, Leafy Vegetables
Flavonoids	Anthocyanins; flavonols	Purple, blue, red	Eggplant, Red Cabbage, onion
Betalains	β-cyanins and β-xanthins	Red, orange, yellow	Beet, Swiss Chard
Chlorophylls	a and b	Green	Any green plants

Significance of colours in vegetable

Photosynthesis:

In the presence of CO2 and water green plants absorb the sunlight for their food production and release O2 and produced CHO are stored in starch as a reserved food material for future use.

Pollination:

Due to attractive colours in flowers pollinating agents attracts towards them and their bye encourages the pollination.

Nutritional value:

Antioxidants which are enhanced by nutrition which neutralize the free radicals and other organic acids which are produced during heavy food metabolism.

Consumer preference:

Colour is the most important visual component to consumer preference as it fetches higher price and thereby increase in demand for export value.

Health benefits of different colored vegetable crops

2.1 Red coloured Vegetables

Red coloured vegetables contain lycopene, ellagic acid, quercetin, and hesperidin. These nutrients reduce the risk of prostate cancer, lower blood pressure, reduce tumor growth and LDL cholesterol levels, scavenge harmful free-radicals, and support joint tissue in arthritis cases.

2.2 Orange and Yellow Vegetables

They contain beta carotene, zeaxan thin, flavonoids, lycopene, potassium, and vitamin C. These nutrients reduce age-related macular degeneration and the risk of prostate cancer, lower LDL cholesterol and blood pressure, promote collagen formation and healthy joints, fight harmful free radicals, encourage alkaline balance, and work with magnesium and calcium to build healthy bones.

2.3 Purple vegetables

They contain nutrients which include, anthocyanin lutein, zeaxanthin, resveratrol, vitamin C, fiber, flavonoids, ellagic acid, and quercetin. Similar to the previous nutrients, these nutrients support retinal health, lower LDL cholesterol.

2.4 White vegetables

They contain nutrients such as beta-glucans, Polyphenol catechins epigallocatechin gallate (EGCG), SDG, and lignans that provide powerful immune boosting activity. These nutrients also activate natural killer B and T cells, reduce the risk of colon, breast, and prostate cancers, and balance hormone levels, reducing the risk of hormone-related cancers.

Breeding approaches for colour improvement in vegetable crops

Selection

- Most of the colour varieties are developed by this method
- Selected on the basis of phenotype

Colour-rich vegetable varieties developed by selection method

Crop	Variety Name	Pigment Type	Colour Trait	Key Features
Carrot	Pusa Asita	Anthocyanin	Deep Purple/Black	High anthocyanin content, antioxidant-rich
Beetroot	Detroit Dark Red	Betalains (Betacyanin)	Dark Red	High pigment content, used in natural dye
Tomato	Pusa Ruby	Lycopene (Carotenoid)	Deep Red	High lycopene content, selected for colour
Brinjal	Pusa Kranti	Anthocyanin	Deep Purple fruit	Suitable for tropical conditions
Onion	Agrifound Dark Red	Anthocyanin	Reddish-purple bulb	High pigment and shelf life
Cabbage	Red Cabbage	Anthocyanin	Red-Purple Leaves	High antioxidant content, good for salad use
Potato	Kufri Lalima	Anthocyanin	Reddish skin and flesh	Heat-tolerant, anthocyanin-rich

Mutagenesis

- Mutagenesis is a process by which the genetic information of an organism is changed by the production of a mutation.
- Mutation breeding sometimes referred to as variation breeding, is the process of exposing seeds to chemical or radiation in order to generate mutants with desirable traits to be bred with other cultivars. Plants created using mutagenesis arte sometimes called as mutagenic plants or mutageic seeds.
- There are different kinds of mutagenic breeding such as using chemical mutagens like ethyl methanesulfonate and dimethyl sulphate, radiation transposons to generate mutants.
- It may occur spontaneously in nature, or as a result of exposure to mutagens.
- The major aim in mutation breeding is to develop and improve well adapted plant varieties by modifying one or two major traits to increase their productivity or quality.
- **Sweet potato**- orange mutants are **rich in beta-carotene** (30-100 ppm) than white fleshed (2 ppm) (La Bonte and Don, 2012).
- **Cauliflower**- Spontaneous mutation results in '**orange curd**' (Li *et al.,* 2001)
- Purple **(Pr) gene** mutation confers an abnormal pattern of anthocyanin accumulation (42.1mg/kg), giving the striking mutant phenotype of intense **purple color in curds** and a few other tissues.

Carotenoid pathway mutants in Pepper & Tomato

Species	Mutant name	Phenotype	References
Tomato	**r (yellow flesh)**	Yellow fruit color	Fray and Grierson,1993
	delta	Orange fruit color	Ronen *et al.*,1999
	tangerine	Orange fruit color	Isaacson *et al.*,2002
	Beta	Orange fruit color	Ronen *et al.*,2000
Pepper	**y (yellow)**	Yellow fruit color	Lefebvre *et al.,* 1998
	c2	Yellow fruit color	Thorup *et al.,* 2000

Hybridization

- The mating or crossing of two plants or lines of dissimilar genotype is known as hybridization.
- In plants, crossing is done by placing pollen grains from one genotype i.e., male parent, on the stigma of flowers of another genotype i.e., female parent.
- It is essential to prevent self-pollination as well as chance cross- pollination in the flowers of female parent used for crossing.
- The seeds as well as progenies resulting from hybridization are called hybrid or F1.
- The progeny of F1 obtained from selfing or intermating of F1 plants, and the subsequent generations are known as segregating generations.
- **Ex.** High-Carotene Cucumber Germplasm **Early Orange Mass 400, Early Orange Mass 402, Late Orange Mass 404.** Developed by crosses between **U.S. pickling cucumber lines** (*Cucumis sativus* L. var. **sativus**) and the **orange-fruited** Xishuangbannan cucumber (*C. sativus* L. var. *xishuangbannanesis* Qi et Yuan).

Interspecific hybridization

- Interspecific hybridization is the crossing of two species from the same genus.
- This allows the exploitation of useful genes from wild, unimproved species for the benefit of the cultivated species.
- M. L. Tomes (1958), bred Caro-Red, a Provitamin -A rich tomato variety. Developed by cross between common tomatoes, *Lycopersicon esculentum* Mill., and the wild species, *L. hirsutum* Humb.

Somaclonal Variation

Somaclonal variation plays a significant role in the development of novel colour traits in vegetable crops. It refers to the genetic and epigenetic changes that occur in plants regenerated from somatic cells via in vitro tissue culture techniques. These variations may lead to alterations in pigment biosynthesis pathways, resulting in the modification or enhancement of colour traits in vegetables.

- Chromosomal rearrangements are an important source of this variation
- A cultivar of sweet potato **'Scarlet'** having higher yield and disease resistance characteristics similar to their parent but also have darker and more stable skin colour. (Moyer and Collins, 1983)

Genetic engineering

Genetic modification techniques have been extensively used in vegetable crops to improve their nutritional content, reduce anti-nutritional factors, and even enable vaccine delivery through edible plant material. These transgenic vegetables offer multiple health benefits and hold promise for addressing nutritional deficiencies worldwide. Some of the successful achievements of genetic engineering in nutraceutical vegetable crops are as follows:

Golden tomato

- Developed by the **World Vegetable Centre (AVRDC).**
- Rich in **β-carotene**, offering **3–6 times more vitamin A** than regular tomatoes.
- Named **AVTO 0102**, this variety is **early maturing**, **heat tolerant**, and suited for **hot, wet climates**.
- A **single fruit** can meet an adult's daily vitamin A requirement.
- The high β-carotene content gives the tomato an **orange-fleshed appearance**.

Purple-Fleshed Sweet Potato

- A transgenic cultivar called **IbOr** was created by overexpressing the **IbOr-Insunder gene** under the **Cauliflower Mosaic Virus (CaMV) 35S promoter**. (Park *et al.,*2015)
- This variety has up to **7-fold higher carotenoid levels** in the storage roots compared to the wild type.
- The purple colour is due to **anthocyanin accumulation**, enhancing its antioxidant value.

Purple Cauliflower

- The **Pr (Purple)** gene mutation leads to **anthocyanin accumulation** in the curds and other tissues, resulting in an **intense purple coloration**.
- Transgenic plants expressing the **PrD gene** replicated the natural purple phenotype (Chiu *et al.*, 2010).
- The **upregulation of specific anthocyanin biosynthetic genes** results in ectopic pigment production.

Orange Cauliflower

- The **Or gene** is a **semi-dominant allele** responsible for the accumulation of **β-carotene**, giving the curds an **orange hue**.
- **Homozygous Or plants** have bright orange, smaller curds, while **heterozygous plants** show moderate pigmentation and average-sized curds.
- This trait offers a visible marker of **enhanced nutritional quality** (Li and Garvin, 2003).

Conclusion

Breeding for colour development in vegetable crops plays a vital role in enhancing both aesthetic and nutritional quality. Natural pigments like carotenoids, anthocyanins, and betalains not only improve visual appeal but also offer significant health benefits as antioxidants and nutraceuticals. Through approaches such as conventional selection, hybridization, mutation breeding, and genetic engineering, it is possible to develop colour-rich cultivars with higher market demand and improved nutritional profiles. Incorporating such traits into breeding programs supports public health, increases export potential, and addresses micronutrient deficiencies, especially in developing countries.

References

Chen C., 2015. Pigments in fruits and vegetables, Genomics and Dietetics. P1-121.

Chiu L.W., Zhou X, Burke S, Wu X, Prior RL, Li L., 2010. The purple cauliflower arises from activation of a MYB transcription factor. *Plant Physiol*. **154**(3):1470-80.

La Bonte, D. R., & Don, R. (2012). Sweet potato: Breeding and genetics. *In Encyclopedia of Sustainability Science and Technology* (pp. 10163–10179).

Li, L. and Garvin, D.F. (2003). Molecular mapping of Or, a gene inducing beta-carotene accumulation in cauliflower (Brassica oleracea L. var. botrytis). Genome, **46**(4):588-594.

Li, L., Paolillo, D. J., Parthasarathy, M. V., Di Muzio, E. M., and D. F. Garvin., 2001. A novel gene mutation that confers abnormal patterns of beta-carotene accumulation in cauliflower (*Brassica oleracea* var. *botrytis*). *Plant J*. 26, 59–67.

Moyer J. W., and W. W. Collins 1983. Scarlet' Sweet Potato (*Ipomoea batatas*) *Hort. Science* **18**(1): 111-112.

Park S.C., Kim S. H., Park S., Hyeong-Un Lee., Lee J. S., Park W. S., Ahn M. J., Kim Y.H., Jeong J. C., Lee H. S. and S.S. Kwak 2015. Enhanced accumulation of carotenoids in sweet potato plants overexpressing IbOr-Ins gene in purple-fleshed sweet potato cultivar. *Plant Physiology and Biochemistry* **86** (2015) 82-90

Plazas M, Vilanova A, Andujar I, Gramazio P, Herraiz JF., 2014. Breeding vegetables with improved bioactive properties. *Horticulture and forestry.* **71**(2):166-171.

INNOVATIVE AGRICULTURE
www.innovativeagriculture.in
ISSN : 3048 - 989X

Insect Walking as a Model for Advanced Robotic Systems

J. Sandeep Kumar[1], G. Naga Harish[2], M. Kishan Tej[3], G. Krishna Reddy[4], M. Ashok Naik[5]

[1]Teaching Associate, Department of Entomology, SMGR Agricultural College, Udayagiri, ANGRAU
[2]Teaching Associate, Department of Entomology, SMGR Agricultural College, Udayagiri, ANGRAU
[3]Asst. Professor & Head, Department of Entomology, SMGR Agricultural College, Udayagiri, ANGRAU
[4]Associate Dean, SMGR Agricultural College, Udayagiri, ANGRAU
[5]Teaching Associate, Department of Agronomy, SMGR Agricultural College, Udayagiri, ANGRAU
Corresponding Author: J. Sandeep Kumar

Abstract

Insect locomotors control could be used as a model for autonomous hexapod robot controllers. Insect movement control can be viewed as both modular and hierarchical. Walking speed and onset direction are controlled by the brain. The ganglia that regulate leg movements perform local coordination. The stepping movements of individual legs are often controlled by networks of neurons known as central pattern generators or CPGs that can produce alternating contractions of antagonistic muscles. The CPGs and sensory input from the moving legs work together to coordinate the legs. In addition to information regarding joint angles and foot contact, this peripheral feedback also offers information on leg load, position, velocity and acceleration. Furthermore, depending on the situation, both the central pattern generators and the sensory data that supplies them can be modified or altered. As a result, insects have incredibly resilient and flexible movement.

Insect walking is now again positioned to make a more important scientific contribution than the numbers of participants in the area might suggest, thanks to major cooperation between researchers studying insect walking and robotics engineers interested in building adaptive legged robots. Current understanding of the physiological underpinnings of insect locomotion, with a focus on recent advances in biomechanics and behavioural genetic dissection and the implications for robotics. In order to create walking robots with functioning controls and a physical design inspired by insect biology, engineers have started collaborating with neurobiologists. Such a method could improve biology by enabling real time and practical testing of important theories on how locomotors control is affected as well as engineering by enabling the development of more effective robots. In order to produce walking robots, the field of biorobotics needs adopt performance standards and an experimental methodology.

Introduction

Insects are among the most efficient and adaptable walkers in the natural world. For decades, scientists have been captivated by their abilities to navigate obstacles, climb steep surfaces, travel over complicated terrains and retain equilibrium. At the nexus of entomology and neuroscience, the study of insect locomotion focuses on the production and coordination of rhythmic motor rhythms. This information has motivated engineers to create walking robots that can carry out duties in hazardous or unreachable places like planetary missions, deep sea exploration and disaster areas. Scientists hope to create devices that are more reliable, flexible and effective by studying how insects walk. Despite their seeming simplicity, insects ability to move quickly across a variety of surfaces has long captivated biologists. Insects are able to coordinate their six legs with amazing accuracy and steadiness despite having a small body and brain. Because of this they are crucial models for comprehending how living things regulate their movement. Researchers have found that the neural system creates and refines the

rhythmic patterns involved in insect walking through sensory feedback. Insects can quickly adjust to uneven terrain and unforeseen obstacles because to these movements. Engineer's interest in using these biological concepts in robotics has grown in recent years. Scientists are creating walking robots that can function better in challenging circumstances by analysing how insects move.

These robots in contrast to conventional machinery are designed to imitate the adaptability and flexibility seen in nature. Biorobotics is an interdisciplinary field that combines engineering and biology for mutual benefit. In addition to improving our understanding of animal behaviour, research on insect movement aids in the development of novel robotic systems. These robots might be helpful for investigating dangerous regions, disaster sites or isolated settings. Therefore, significant advancements in contemporary technology are being inspired by the minuscule movements of insects.

How Insects Walk: Basic Limb Movements

A number of synchronized leg movements are required for insect mobility. Protraction and retraction are the forward and backward movements performed by each leg. Lifting (levation), lowering (depression) and modifying the posture in relation to the body (adduction and abduction) are other motions. Insects are able to maintain stability while moving because their movements are not random, rather they adhere to exact patterns. In addition to distributing body weight and producing the forces needed for movement, the legs function as stiff supports.

Muscles and Control of Movement

The movement of insect legs is controlled by two types of muscles

- Extrinsic muscles, which originate outside the leg
- Intrinsic muscles, which are located within the leg

A sophisticated network of neurons controls these muscles. Fast, slow and inhibitory neurons provide impulses to each leg, enabling precise control over force and pace of movement. Opposing (antagonistic) muscles contract alternately to produce walking. One muscle, for instance elevates the leg while another gets ready to put it back on the ground. Smooth and effective movement is ensured by this synergy.

Special Types of Movement

In addition to walking, insects exhibit other forms of locomotion

Jumping

Grasshoppers and other insects store energy by flexing their legs, which they then quickly release to jump. Extensor muscles are activated while flexor muscles are abruptly relaxed.

Crawling

Caterpillars and other larvae move by contracting and expanding their body segments. They may move forward efficiently even without completely formed legs thanks to this wave like motion.

Role of Sensory Systems

Insect legs are equipped with advanced sensory systems that help them adapt to their environment. These include:

- Proprioceptors: Detect the position and movement of leg segments
- Mechanoreceptors: Sense touch and mechanical pressure
- Chemoreceptors: Detect chemical signals in the environment

Insects may modify their movements according to load and surface conditions thanks to special structures like campaniform sensilla which sense strain in the leg. Maintaining balance and coordination requires this sensory feedback.

Coordination and Neural Control

Central Pattern Generators (CPGs) are brain circuits that regulate the coordination of insect movement. Without constant input from the brain, these networks of neurons generate rhythmic movement patterns.

CPGs ensure that:

- Legs move in a coordinated sequence
- Muscle contractions alternate properly
- Movement remains stable even in changing conditions

Walking can be started, stopped or altered by higher level brain control and the movement is adjusted in real time by sensory feedback.

From Biology to Robotics

Robotics has been directly impacted by the study of insect locomotion. Robotics integrates computer, electrical and mechanical engineering and a robot is a programmable machine that can carry out tasks automatically.

Walking Robots

Advanced legged robots that can climb barriers, navigate difficult surroundings and move effectively over uneven and rocky terrain have been designed by engineers. They are particularly useful in circumstances when conventional wheeled devices would malfunction because of their capabilities. Because of this, these robots are frequently employed in space and ocean exploration where human access is restricted or dangerous, in military surveillance for reconnaissance in challenging or hazardous locations and in disaster rescue operations to find survivors in collapsed structures.

Biologically Inspired Robots

Many modern robots are inspired by insects:

- LAURON: A robot modelled after stick insects, capable of stable walking on uneven terrain
- GENGHIS: A simple robot with basic leg movements
- BILL-Ant-p: Based on ant anatomy with advanced sensing abilities
- Cockroach like robots (CRAM): Fast, flexible robots designed for search and rescue missions
- HECTOR: A hexapod robot with advanced sensors and adaptive movement

To enhance performance, these robots make advantage of biological concepts including distributed control, sensory feedback and flexible mobility.

Engineering Meets Biology

Engineering greatly benefits from biological ideas, especially when it comes to creating effective movement strategies, adaptive control systems and energy saving techniques modelled after living things. Engineers can create robots that are more adaptable, effective and capable of doing challenging jobs by researching how animals, particularly insects, move and react to their surroundings. At the same time, robotics makes a substantial contribution to biological research by providing platforms for testing animal movement theories, simulating intricate biological systems and producing cutting edge instruments that aid researchers in comprehending how living things operate. However, integrating biological principles into robots remains challenging due to the complexity of living systems.

Conclusion

Insect walking research has created new robotics opportunities. Researchers are creating devices that can move more effectively and adapt to difficult surroundings by fusing technical design with biological information. Strong cooperation between biologists and engineers is essential for future advancement. This fascinating topic of biorobotics will progress with clear goals, appropriate testing procedures and creative design strategies. In the end, learning from insects might result in more intelligent and capable robots that can help people in ways that were previously unthinkable.

References

Bares JE, Wettergreen DS. 1999. Dante II: technical description, results, and lessons learned. *Int. J. Robot. Res*., 18:621–49

Chapman, R.F. 1998. Chemoreceptors: the significance of receptor numbers. *Advances in Insect Physiology*., 16,:247–356.

Cruse,H. 2007. What mechanisms coordinate leg movement in walking arthropods. Trends in Neurosciences.,13: 15-21

Delcomyn F. 2004. Walking robots and the central and peripheral control of locomotion in insects. *Auton. Robots.*,7:259–70

Lewinger, W. A., 2005. "Insect-inspired, Actively Compliant Robotic Hexapod," M. S. Thesis, Department of Electrical Engineering and Computer Science, Case Western Reserve University, Cleveland, OH, USA,.

https://hexyrobot.wordpress.com/2015/11/20/common-walking-gaits-for-hexapods/

INNOVATIVE AGRICULTURE
www.innovativeagriculture.in
ISSN : 3048 - 989X

Arbuscular Mycorrhizal Biofertilizers - Advantages and Prospects

Garcha S

Department of Microbiology,
Punjab Agricultural University Ludhiana 141004

Abstract

According to FAO estimates, population growth of up to 9.8 billion is estimated by 2050. In this context, boosting crop productivity for global food is crucial to meet growing needs brought on by population growth. Agriculture today is threatened by deteriorating soil health, emerging disease resistance, shrinking land holdings, climate change, etc. Microorganisms among other solutions can help to address these challenges. Biofertilizers, also referred to as microbial biofertilizers, are biological products that contain beneficial microbial strains, which may be either be bacterial or fungal in nature. These microorganisms play a crucial role in enhancing soil fertility by facilitating the natural processes that increase the availability and uptake of essential nutrients by plants. By colonizing the rhizosphere or the interior of plant tissues, these microbes establish a symbiotic relationship with the host plant, promoting growth and improving overall plant health. The use of biofertilizers contributes to sustainable agricultural practices by reducing the dependency on chemical fertilizers, minimizing environmental pollution, and enhancing soil microbial diversity. Their application not only improves nutrient cycling but also supports plant resistance to various biotic and abiotic stresses, ultimately leading to increased crop yield and quality.

Keywords- Arbuscular mycorrhizae (AM), biofertilizers, soil health, symbiotic association, nutrient uptake, sustainable agriculture

What are Arbuscular Mycorrhizal (AM) Biofertilizers?

Green revolution and subsequent newer varieties released by agricultural institutes have ensured food security to India. These newer varieties are high yielding and disease resistant but they are dependent on chemical inputs to sustain this yield. Consequently, due to practice of intensive agriculture, soil health has deteriorated and microbial diversity has been adversely affected. Dependency on chemical inputs primarily chemical fertilizers can possibly be reduced by substituting them with organic inputs. These organic inputs include biofertilizers, farmyard manure, vermicompost etc. Biofertilizers or microbial biofertilizers are biological products which contain beneficial microbial strains which can be either bacterial or fungal. These beneficial strains play a role in enhancing plant growth and productivity.

Arbuscular mycorrhizae (AM) are fungal biofertilizers. They are obligate symbionts which form a mutually beneficial association with roots of plants through use of fungal structures called arbuscules. These arbuscules are found in the cortical cells of the root (Wilkes 2021). AM become associated with host plants and help them colonize the land. 80% of terrestrial plants are reported to develop symbiotic associations with AM (Dastogeer et al 2020). AM grows both inside the root tissue and outside the root tissue. This network of fungal mycelium stabilizes the structure of the soil as well (Thirkell et al 2020).

Arbuscular mycorrhizal (AM) fungi create a mutually beneficial relationship with the roots of most land plants. In this symbiosis, the host plants provide carbohydrates to the AM fungi, which supports their growth and spore development. In return, the mycorrhizal hyphae of the fungi help the plants absorb nutrients from the soil, ultimately enhancing plant growth and nutrient uptake. This interaction has been found to increase various aspects of plant physiology, including water and nutrient absorption, photosynthesis, root structure, antioxidant defenses, and hormonal balance, which collectively aid in coping with soil water deficits (He et al 2020). Studies have indicated that during the early stages of symbiosis, certain factors such as phosphorus and sucrose deficiency can stimulate the activity of proton effluxes and spore growth rate in AM like *Gigaspora margarita*. Additionally, the symbiosis between maize and mycorrhizal fungi has reportedly influenced the activity of the proton pump in host plants.

Advantages of AM

AM symbiosis has a favorable impact on host plant nutrition, plant growth and in nutrient cycling. They are an important component in sustainable agriculture systems. This synergistic interaction helps the plant and also the Plant Growth Promoting Rhizobacteria (PGPR) (Raklami et al 2019). It has been reported that AM inoculation increases soil sustainability, soil nitrogen-phosphorus-potassium content, plant growth promoting hormones and plant biomass (El-Sawah et al 2021). Among microbial inoculants used in biofertilizers, adoption of arbuscular mycorrhizal (AM) based fungal biofertilizer offers economic and environmental advantages (Kalamulla et al 2022).

Studies have demonstrated their positive impact in alleviating abiotic stress and nutrient deficiencies demonstrating how the plants benefit from stronger AM colonization and better nutrition than non-mycorrhizal plants. Several crops like *Allium cepa* under drought stress, *Antirrhinum majus* under salt stress and Alfalfa's (*Medicago sativa L.*) under heavy metal stress against Cd have benefitted from this AM colonization (Bhantana et al 2021). AM species of *Glomus etunicatum*, *Glomus intraradices* and *Glomus mosseae* are proven to alleviate salinity stress of *Cucumis sativus L* providing better yield. Plant nutrition and water availability are enhanced by the AM fungal symbiosis, which gives microorganisms in the root and soil system a favorable environment (Khan et al 2022). Because of their enhanced root hydraulic conductivity at low water potential, mycorrhizal hyphae take water and nutrients from the soil pores, where root hair is unable to reach. Aquaporin production influences the root hydraulic conductivity, suggesting their potential relationship with mycorrhizal activity under stress. These protein channels control the gradient-driven movement of water and other molecules within cells, including glycerol, ammonium ions, carbon dioxide, urea, and amino acids (Chauhan et al 2022).

AM fungus promotes plants photosynthetic activity, which is directly linked to plant development, as well as nutrient intake and assimilation. Moreover, AM fungi boost the amounts of soluble proteins, carbohydrates, primary and secondary metabolites in cereal crops. AM positively regulates the composition of carbohydrates and the osmotic equilibrium. AM was found to enhance the buildup of several organic acids by controlling plant development through osmoregulatory regulation when exposed to salt stress. It has been demonstrated that AM fungi increase plant biomass, yield and productivity in cereal crops (Wahab et al 2023).

Mycorrhizae also have the ability to source organic nitrogen improving the overall plant physiology and growth in return of the fixed carbon provided by plant to the AM fungus. AM supports various facets of plant life, including enhanced growth, stress tolerance, disease resistance and nutrition. Additionally, the hyphal networks of AM fungi enhance soil properties such soil particle aggregation, strengthening the soil's resilience to water and wind erosion. AM fungi are known to help to retain nutrients in the soil by reducing nutrient leaching from the soil and lowering the chance of ground water contamination (Hijri et al 2018). This knowledge paves the way to use AM fungal inoculum for crops. AM fungal usage reduces the adverse impact of heat stress (Liu et al 2023; Jumrani et al 2022).

Mode of application

AM biofertilizer products are carrier based. Arbuscular Mycorrhizal (AM) fungal biofertilizers are typically introduced to plant roots or soil to form a symbiotic relationship. The most successful approach involves placing the inoculum directly in the root zone, or rhizosphere, to ensure it is near the plant roots. A widely used and effective method is seed treatment, where seeds are coated with the inoculant, often combined with adhesive substances like jaggery or gum arabic, before planting to facilitate immediate colonization as the seeds germinate. For nursery seedlings, the inoculum can be applied by dipping the roots in a slurry or mixing it into the nursery potting mix, allowing the fungi to establish before the seedlings are transplanted. In field settings, broadcasting the inoculum in the nursery bed or placing granules in soil furrows during transplanting is commonly practiced to ensure successful infection and improved nutrient absorption. Proper application leads to the formation of a hyphal network in the soil, which enhances nutrient uptake and provides stress resistance, ultimately reducing the reliance on chemical fertilizers.

Challenges and future prospects

AM association, diversity and activity are hampered by high concentrations of NPK fertilizers, fungicides and pesticides. Extensive tillage practices and crop rotation with non-mycorrhizal crops reduces the AM flora and its

colonization. Due to high P levels in the soil, AM colonization, arbuscle production and active P transfer to the plants is limited. Plants as a result release less strigolactones which affects AM symbiosis. Also, increased potassium concentration hinders AM signaling, reduces root exudation and accumulates soluble carbohydrates in the cortex. Fungicides (systemic and non-systemic) are harmful for AM spore germination, colonization, sporulation and proliferation of extra-radical hyphae (Rejali et al 2022). Fungicides hinder the nutrient transfer to the crops that rely on AM, especially in dry soil conditions where nutrient concentrations are low (Edlinger et al 2022).

Another challenge prevails in the establishment and persistence of AM in the field conditions. The type of AM biofertilizer, its biotic and abiotic environment also have a considerable impact on both the survival limit and the colonization of the introduced AM species. In addition, ecosystem greatly influences the mycorrhizal behavior. Therefore, optimal fungal inoculants with higher colonization potential must be selected for maximizing the productivity of AMF application in sustainable agriculture (Madawala 2021). It is well known that AM fungal symbiosis plays a major role in managing agriculture and ecosystem therefore a multitude of small and large-scale firms are focusing on production and supply of quality AM formulations or consortia products with beneficial soil bacteria for sustainable agriculture. Interest in AM-based products is rising due to their advantageous effects on plant growth, immunity, yield and betterment in soil health (Sudheer et al 2023). This promotes the need for education on the quality of mycorrhizal products, their formulation and production, quality indicators, and regulated norms for the better supply of AM products.

References-

Bhantana, P.; Rana, M.S.; Sun, X.C.; Moussa, M.G.; Saleem, M.H.; Syaifudin, M.; Shah, A.; Poudel, A.; Pun, A.B.; Bhat, M.A. and Mandal, D.L. (2021). Arbuscular mycorrhizal fungi and its major role in plant growth, zinc nutrition, phosphorous regulation and phytoremediation. *Symbiosis*, 84: 19–37.

Chauhan, S.; Mahawar, S.; Jain, D.; Udpadhay, S.K.; Mohanty, S.R.; Singh, A. and Maharjan, E. (2022). Boosting sustainable agriculture by arbuscular mycorrhiza under stress condition: mechanism and future prospective. *BioMed Research International*, 2022.

Dastogeer, K.M.; Zahan, M.I.; Tahjib-Ul-Arif, M.; Akter, M.A. and Okazaki, S. (2020). Plant salinity tolerance conferred by arbuscular mycorrhizal fungi and associated mechanisms: a meta-analysis. *Frontiers in Plant Science*, 11: 1927.

Edlinger, A.; Garland, G.; Hartman, K.; Banerjee, S.; Degrune, F.; García-Palacios, P.; Hallin, S.; Valzano-Held, A.; Herzog, C.; Jansa, J. and Kost, E. (2022). Agricultural management and pesticide use reduce the functioning of beneficial plant symbionts. *Nature Ecology & Evolution*, 6(8): 1145–1154.

El-Sawah, A.M.; El-Keblawy, A.; Ali, D.F.I.; Ibrahim, H.M.; El-Sheikh, M.A.; Sharma, A.; Alhaj Hamoud, Y.; Shaghaleh, H.; Brestic, M.; Skalicky, M. and Xiong, Y.C. (2021). Arbuscular mycorrhizal fungi and plant growth-promoting rhizobacteria enhance soil key enzymes, plant growth, seed yield, and qualitative attributes of guar. *Agriculture*, 11(3): 194.

Hijri, M. and Bâ, A. (2018). Mycorrhiza in tropical and neotropical ecosystems. *Frontiers in Plant Science*, 9: 308.

Jumrani, K.; Bhatia, V.S.; Kataria, S.; Alamri, S.A.; Siddiqui, M.H. and Rastogi, A. (2022). Inoculation with arbuscular mycorrhizal fungi alleviates the adverse effects of high temperature in soybean. *Plants*, 11(17): 2210.

Kalamulla, R.; Karunarathna, S.C.; Tibpromma, S.; Galappaththi, M.C.; Suwannarach, N.; Stephenson, S.L.; Asad, S.; Salem, Z.S. and Yapa, N. (2022). Arbuscular mycorrhizal fungi in sustainable agriculture. *Sustainability*, 14(19): 12250.

Khan, Y.; Shah, S. and Tian, H. (2022). The roles of arbuscular mycorrhizal fungi in influencing plant nutrients, photosynthesis, and metabolites of cereal crops—A review. *Agronomy*, 12(9): 2191.

Liu, X.R.; Rong, Z.Y.; Tian, X.; Hashem, A.; Abd_Allah, E.F.; Zou, Y.N. and Wu, Q.S. (2023). Mycorrhizal fungal effects on plant growth, osmolytes, and CsHsp70s and CsPIPs expression in leaves of cucumber under a short-term heat stress. *Plants*, 12(16): 2917.

Madawala, H.M.S.P. (2021). Arbuscular mycorrhizal fungi as biofertilizers: current trends, challenges, and future prospects. *Biofertilizers*: 83–93.

Raklami, A.; Bechtaoui, N.; Tahiri, A.I.; Anli, M.; Meddich, A. and Oufdou, K. (2019). Use of rhizobacteria and mycorrhizae consortium in the open field as a strategy for improving crop nutrition, productivity and soil fertility. *Frontiers in Microbiology*, 10: 429883.

Rejali, F.; Dolatabad, H.K.; Safari, M. and Abadi, V.A.J.M. (2022). The potential effects of fungicides on association of *Rhizophagus irregularis* with maize and wheat. *Brazilian Archives of Biology and Technology*, 65: e22210304.

Sudheer, S.; Johny, L.; Srivastava, S. and Adholeya, A. (2023). The trade-in-trade: multifunctionalities, current market and challenges for arbuscular mycorrhizal fungal inoculants. *Symbiosis*, 89(3): 259–272.

Thirkell, T.J.; Pastok, D. and Field, K.J. (2020). Carbon for nutrient exchange between arbuscular mycorrhizal fungi and wheat varies according to cultivar and changes in atmospheric carbon dioxide concentration. *Global Change Biology*, 26(3): 1725–1738.

Wahab, A.; Muhammad, M.; Munir, A.; Abdi, G.; Zaman, W.; Ayaz, A.; Khizar, C. and Reddy, S.P.P. (2023). Role of arbuscular mycorrhizal fungi in regulating growth, enhancing productivity, and potentially influencing ecosystems under abiotic and biotic stresses. *Plants*, 12(17): 3102.

Wilkes, T.I. (2021). Arbuscular mycorrhizal fungi in agriculture. *Encyclopedia*, 1(4): 1132–1154.

INNOVATIVE AGRICULTURE
www.innovativeagriculture.in
ISSN : 3048 - 989X

Microplastics in Agricultural Soils: An Emerging Threat to Soil Health and Food Security

Ashis Kumar Mohanty[1], Dr. Dibyendu Mondal[2] and Dr. Laxmipriya Pradhan[3]

[1]Scientist (Horticulture), [2]SMS (Agronomy), [3]Senior Scientist & Head

KVK, Sundargarh-1 (OUAT)

Over the past five decades, the use of plastic materials such as mulch films, greenhouse covers, and irrigation tubing has transformed agricultural productivity. Thin polyethylene (PE) mulch films, in particular, have enabled higher yields, improved water-use efficiency, and enhanced weed suppression. However, by 2026, a substantial body of scientific evidence indicates that this success has come with an underappreciated environmental cost: the accumulation of microplastics and nanoplastics in agricultural soils.

This emerging issue is not superficial. Unlike marine plastic pollution, which is visually apparent, soil plastic contamination is diffuse, persistent, and biologically interactive. The phenomenon often described as "plastic dust" represents a new class of soil contaminant with complex and still-evolving implications.

1. Plasticulture: Agronomic Benefits and Material Persistence

Plastic mulch films are primarily composed of low-density polyethylene (LDPE), valued for its durability, flexibility, and low cost. Their agronomic benefits are well documented as yield increases of 10–30% across crops, reduction in soil evaporation by 30–50%, improving water-use efficiency, effective suppression of weed growth, reducing herbicide requirements, stabilization of soil temperature, promoting early crop establishment

Global estimates suggest that agricultural plastic use exceeded 12–15 million metric tons annually by the mid-2020s, with Asia accounting for the largest share. However, these materials are inherently resistant to biodegradation. At the end of a growing season, mulch films are often fragmented, contaminated with soil, and difficult to retrieve. Recovery rates in many regions remain below 60%, meaning significant quantities are left behind in fields.

2. Fragmentation Pathways: From Macroplastics to Nanoplastics

Once incorporated into soil, plastic residues undergo progressive fragmentation through several mechanisms:

- **Photo-oxidation**: Ultraviolet (UV) radiation weakens polymer chains, increasing brittleness
- **Thermo-oxidative degradation**: Temperature fluctuations accelerate polymer breakdown
- **Mechanical stress**: Tillage, root growth, and soil abrasion physically fragment plastics
- **Biotic interactions**: Soil organisms contribute indirectly to fragmentation

This process produces a continuum of particle sizes: Macroplastics (>5 mm), Microplastics (<5 mm), Nanoplastics (<1 µm)

3. Soil Physical Impacts: Disruption of Structure and Hydrology

Soil structure depends on the formation of aggregates clusters. This structure governs water retention, aeration, and root penetration. Microplastics influence these properties in several ways:

Aggregate Stability: microplastics can either weaken or destabilize soil aggregates, depending on polymer type and concentration. Fibrous plastics tend to reduce aggregate cohesion, increasing susceptibility to erosion.

Bulk Density and Porosity: Plastic particles alter soil bulk density and pore size distribution. In some cases, they increase macroporosity but reduce microporosity, leading to poorer water retention.

Water Dynamics: Microplastics are typically hydrophobic. Their presence can:

- Reduce soil water-holding capacity
- Alter infiltration rates
- Increase preferential flow pathways

4. The "Trojan Horse" Effect: Chemical Interactions and Contaminant Transport

Microplastics are not chemically inert. Due to their hydrophobic surfaces and large surface-area-to-volume ratio, they adsorb environmental contaminants, including:

- Persistent organic pollutants (POPs)
- Heavy metals such as cadmium and lead
- Pesticide residues

This adsorption capacity enables microplastics to act as vectors, transporting contaminants through soil profiles and potentially delivering them to plant roots. Laboratory studies have shown that pesticide sorption to microplastics can alter degradation rates and bioavailability. In some cases, plastics prolong the persistence of agrochemicals, increasing exposure durations for soil organisms.

5. Biological Impacts: Effects on Soil Biota and Microbial Communities

Soil Fauna

Earthworms and other soil invertebrates ingest soil particles indiscriminately, making them vulnerable to microplastic exposure. Documented effects include reduced growth and reproduction, intestinal abrasion and inflammation, altered energy allocation etc

Microbial Communities

The soil microbiome plays a central role in nutrient cycling, organic matter decomposition, and plant health. Microplastics influence microbial dynamics through:

- Providing novel surfaces ("plastisphere") for microbial colonization
- Altering soil pH and moisture conditions
- Introducing additives and degradation byproducts

Studies reported that high microplastic concentrations reduced microbial biomass carbon and altered community composition, with declines in beneficial taxa involved in phosphorus solubilization and nitrogen cycling. These shifts can impair nutrient availability and reduce soil fertility over time.

6. Plant Uptake and Translocation: Entry into the Food Chain

Recent advances in imaging techniques, including fluorescence labeling and electron microscopy, have confirmed that nanoplastics can be taken up by plant roots.

Mechanisms of Uptake

Nanoplastics may enter root tissues through apoplastic pathways (movement between cell walls) or endocytosis (cellular uptake processes). Once inside, particles can be transported via the xylem to aerial plant parts.

Controlled studies have demonstrated:

- Uptake of polystyrene nanoplastics by wheat (*Triticum aestivum*) and lettuce (*Lactuca sativa*)
- Translocation to stems and leaves
- Potential interference with photosynthesis and nutrient uptake

While field-scale evidence remains limited, these findings raise concerns about the entry of plastic particles into human food systems.

7. Human and Environmental Implications

The long-term implications of soil plastic contamination are still being investigated, but several risks are emerging:

- **Food Safety**: Potential ingestion of nanoplastics through plant-based foods
- **Soil Fertility**: Reduced biological activity and nutrient cycling efficiency
- **Ecosystem Stability**: Altered soil biodiversity and function
- **Water Quality**: Leaching of plastic-associated contaminants into groundwater

Unlike organic pollutants, plastics are persistent and accumulate over time, making remediation particularly challenging.

8. Mitigation Strategies: Toward Sustainable Material Use

A. Biodegradable Mulch Films

Next-generation biodegradable plastics, including polyhydroxyalkanoates (PHAs) and starch-based polymers, are designed to decompose through microbial activity. Field trials indicate that some biodegradable films can achieve >90% degradation within a growing season under optimal conditions. However, performance varies with soil type, temperature, and microbial activity, and standardization remains an ongoing challenge.

B. Improved Recovery and Recycling

Enhanced collection systems and mechanical retrieval technologies can increase recovery rates of conventional plastics. Policies promoting extended producer responsibility (EPR) are being implemented in several regions to incentivize recycling.

C. Soil Remediation Approaches

Research into biological degradation is ongoing. Certain microorganisms, including species related to *Ideonella sakaiensis*, have demonstrated the ability to degrade polyethylene terephthalate (PET) under controlled conditions. However, effective large-scale soil remediation remains experimental.

D. Reduced Plastic Dependency

Alternative practices include organic mulching (e.g., straw, compost), cover cropping, conservation agriculture techniques. These approaches reduce reliance on synthetic materials while enhancing soil health.

9. Monitoring and Policy Development

Standardized methods for detecting and quantifying microplastics in soil are still evolving. Advances in spectroscopy (FTIR, Raman) and thermal analysis are improving measurement accuracy.

Policy frameworks are beginning to address agricultural plastic use, focusing on:

- Material standards for biodegradability
- Waste management regulations
- Incentives for sustainable practices

International coordination will be essential, given the global scale of agricultural plastic use.

Conclusion

The accumulation of microplastics and nanoplastics in agricultural soils represents a significant and underrecognized environmental challenge. While plasticulture has delivered measurable agronomic benefits, its long-term consequences for soil systems are becoming increasingly evident.

Scientific evidence indicates that plastic residues alter soil physical properties, disrupt biological processes, and may enter food chains. These effects are cumulative and potentially irreversible at large scales.

Addressing this issue requires a multifaceted approach: improved materials, better waste management, reduced dependency on plastics, and continued research into soil–plastic interactions. The goal is not merely to sustain productivity but to preserve the integrity of soil as a living system.

As agriculture moves forward, the challenge will be to balance technological efficiency with ecological resilience—ensuring that the foundations of food production remain functional, fertile, and free from persistent contaminants.

References

Rillig, M. C. (2012). Microplastic in terrestrial ecosystems and the soil? *Environmental Science & Technology*, 46(12), 6453–6454.
https://doi.org/10.1021/es302011r

de Souza Machado, A. A., Lau, C. W., Till, J., et al. (2018). Impacts of microplastics on the soil biophysical environment. *Environmental Science & Technology*, 52(17), 9656–9665.
https://doi.org/10.1021/acs.est.8b02212

Li, L., Luo, Y., Li, R., et al. (2020). Effective uptake of submicrometre plastics by crop plants via a crack-entry mode. *Nature Sustainability*, 3, 929–937.
https://doi.org/10.1038/s41893-020-0567-9

Dubey, A. P., & Thalla, A. K. (2025). Quantification and characterization of microplastics in compost, landfill soil, and leachate. *Waste Management & Research*.
https://doi.org/10.1177/0734242X251345339

Mahreen, L., Ashwathi, C., & Warrier, A. K. (2025). Baseline assessment of microplastic contamination in agricultural soils from coastal Karnataka and Goa, India. *Environmental Monitoring and Assessment*.
https://doi.org/10.1007/s10661-025-14513-5

INNOVATIVE AGRICULTURE
www.innovativeagriculture.in
ISSN : 3048 - 989X

CONTRACT FARMING: A MODERN PATHWAY FOR AGRICULTURAL GROWTH

Rupasri T, A P SriVidhya, J Paul Mansingh

VIT School of Agricultural Innovations and Advanced Learning (VAIAL),
Vellore Institute of Technology, Tamil Nadu, India
Corresponding author: J Paul Mansingh

Introduction

The economies of every country rely on agriculture. Most of the people in the developing countries depend on agriculture as its source of livelihood. With the increase in the global markets, people currently eat food across the globe. This is an opportunity and a challenge to farmers. One of the ways through which farmers associate with markets and agricultural businesses is through contract farming. The Contract farming system is whereby farmers and buyers negotiate terms before production, prior to the commencement of production. The farmers engage in production of certain crops or the rearing of animals as per the specifications of the buyer. The buyer on his part also gives a promise to buy the agricultural products at agreed price on the condition that they meet the required quantity and the standards of quality agreed upon. In developing countries, contract farming is highly encouraged. It helps in cooperation between farmers, processors and marketers. Contract farming assists the small holder farmers in entering markets where high quality and stable supply of products are needed.

What is Contract Farming?

Contract farming involves a contract between farmers and agricultural businesses. This agreement stipulates terms and conditions of cultivation, supply, pricing, and quality of products. The farmers accept to cultivate and deliver farm products of the quality preferred by the buyer. The buyer accepts to buy such products and could help in farming. Farmers are supplied with materials to cultivate different products by many buyers i.e. seeds, fertilizers and pesticides. Advice is also provided to the cultivation practices by some of these buyers. In the case of agricultural businesses, contract farming implies that businesses can have a constant supply of quality raw material. Among farmers, it implies that they are assured of a market to sell their produce and support in crop farming.

Why Contract Farming is Important?

The developing countries have small hold farmers who find it difficult to get credit, new farming practices, market information that is reliable and can tolerate market volatility. These issues may complicate their ability to produce agricultural products and earn the money.

Contract farming is one way of dealing with these problems through linking farmers to buyers. Such contracts give farmers the stocks, capital, and professional guidance to cultivate their agricultural products. It assists the farmers to gain access to markets. Most of the supermarkets, food processing firms and export markets are in need of quality products that are safe and of high quality. It is vital in the economic development as farmers can find an outlet to sell their products. It enhances the production of agriculture, enables farmers to sell their products, and earn more income.

Benefits of Contract Farming

1) Access to Credit

The main attribute of contract farming is that it allows farmers to access credit with ease. Most farmers have challenges with finding funds to buy seeds, fertilizer and other materials required to farm. In a contract farming, buyers generally supply farmers with the requisite supplies or they give loans to farmers to cultivate crops. Contract farming helps farmers.

2) Availability of Technology and Advice

Contract farming normally offers technical assistance and professional advice to the farmers. Firms can provide training to farmers on issues like agronomy, pests and disease management, irrigation, as well as handling of harvest. Contract farming provides farmers with beneficial knowledge.

3) Reduced Market Risk

Those farmers who sell their products on the open market usually experience a sense of uncertainty on price and demand. Contract farming however has enabled farmers to be assured of a buyer who will buy their products. As the prices and quantities are predetermined, farmers will not have to concern themselves with the price fluctuations and market volatility. The contract farming offers security to farmers.

4) Transaction Costs

Contract farming facilitates an easier way through which the farmers sell their products. Farmers do not need to meet the buyers or even carry their products to the markets; they can sell them to the buyers. This will save them time, money, and energy. Contract farming assists farmers to save on costs.

5) Better Market Access

Contract farming assists farmers to gain access into supply chains, including supermarkets, food processing industry and export markets. These markets demand superior products and supply reliability and that is something that individual farmers can hardly achieve without external assistance. Farmers can satisfy these requirements with the help of contract farming. Contract farming involves the sale of products

Disadvantages of Contract Farming

1) Power Imbalance

The major characteristic of contract farming is that it introduces a power relation between buyers and farmers. The large agricultural enterprises might have an upper hand in terms of negotiation and this can result into unfair contracts or exploitation of the small holder farmers. Contract farming usually works to the disadvantage of the farmers.

2) Low levels of Smallholder Farmer involvement

At other times, contract farming programs tend to prefer well equipped farmers that are able to produce and deliver quality outputs according to the rigid production and quality standards set. This might lock out the farmers who cannot afford to meet these requirements. The smallholder farmers have major challenges in contract farming.

3) High Production Risks

Despite the guarantees given to buyers, farmers still risk growing a crop. Reduced yields can be caused by natural disasters, pests or diseases. In case the quality of the product does not match that of the quality standards detailed in the contract, the buyer might not take it and this leads to losses in finances on the side of the farmer. The risks of contract farming are imposed on farmers.

4) Dependence on Buyers

Farmers that are so dependent on contract farming can be overly dependent on one buyer. This undermines their bargaining power and restricts their capability to demand superior price or other contracts. Without the buyer being there, the farmers will not be able to find other markets. Contract farming presents major challenges to the farmers.

Conditions to Contract farming

Contract farming requires some conditions to be fulfilled in order to move on and favour farmers.

- To begin with, the crops produced on the contract basis need to have a market demand. Second, healthy competition among the buyers contributes to maintain fair prices to the farmers.
- The government can also intervene by regulating the contracts so that they are transparent and the farmers are not victimized by unscrupulous practices. Training programs, advice, and market information can also be used by the government to enable farmers make informed decisions.
- The other important factor is the formation of farmer organization or cooperatives. These organizations are able to help farmers bargain on terms and conditions of contracts with business. The bargaining power of farmers is increased under the contract farming model.

Case Study: Contract Farming of Gherkin in Tamil Nadu:

Contract farming of gherkin in Tamil Nadu began to form in the 2000s and 2010s. India had started concentrating on agricultural product exports at that time. This happened quickly. It was also being done by other states such as Karnataka. It was conducted in 2017 and 2018 in the Dindigul and Sivagangai districts. It illustrates the operation of this system. Gherkin agriculture is practiced under a contract farming system. Farmers are provided with items such as seeds, fertilizers and pesticides by the companies. They also educate the farmers on how to do stuff. Farmers provide the land. Do the work. A study of 2017 observed that companies provided all farmers with their seeds and taught them how to cultivate. This is due to the fact that they were unable to acquire these in the markets. As of 2017 and 2018 85 percent of farmers were selling their gherkin to the companies they contracted. It meant that they were assured that they could sell their produce and they did not need to fret with the price. In the majority of cases, companies were also involved in transport. They had individuals who would visit the fields frequently. Farmers did a majority of things they were expected to do. As an illustration they planted the gherkin at the same distance that water was applied to them and seeds treated. But there were farmers who did not do all they were expected to do with the application of fertilizers and pest control. This was in virtue of being too expensive. Certain issues were present in this period. They also did not give any control to the farmers on their gherkin grading and the price they received on it. All that was in the hands of companies. It was also a problem of companies being expensive in the items that farmers require. In other cases, they failed to deliver these things timely. They also did not educate farmers satisfactorily. In general, between 2000s and 2018 contract farming of gherkin in Tamil Nadu contributed to increased export of India. It created jobs. Assisted farmers are guaranteed of a continuous income. The system must be more transparent in order to continue this. There should be more participation by the farmers. They require assistance in obtaining the things they require. These areas require improvement on Gherkin contract farming in Tamil Nadu. Gherkin cultivators in Tamil Nadu. The companies which they collaborate with must change somewhat. They should ensure that gherkins contract farming, in Tamil Nadu remains successful.

Conclusion

Contract farming is a system, which links farmers to agricultural businesses and advanced markets. It has plenty of benefits, including the availability of credit, more sophisticated technologies, professional advice, and the assurance of their products to be available in the market. This is because these advantages enable the farmers to cultivate crops and feed themselves. Farmers benefit by having contract farming. Nevertheless, there are also disadvantages of the contract farming. The problem of power balance, involvement of farmers, production hazard and reliance on buyers can be a problem. Contract farming poses some risks to a small holder farmer. It is important to have proper regulation, clear contracts, and solid farmer organizations that will lead to the fact that both farmers and agricultural enterprises prosper under contract farming. Contract farming will go a long way in development and economic growth of the rural areas in case it is properly implemented. Contract farming is an excellent move towards farmers.

Reference:

1. Malik, A. (2013). Contract Farming – Pros and Cons in Indian Agriculture System. International Journal of Management, IT and Engineering
2. Bijman, J. (2008). Contract Farming in Developing Countries: An Overview. Wageningen University & Research.
3. Tuyen, M.C., Sirisupluxana, P., Bunyasiri, I., & Hung, P.X. (2022) Contract farming in developing countries an overview Wageningen university and research
4. Velusamy, R. (2018). Problems and Prospectus of Gherkin Cultivation through Contract Farming in Tamil Nadu. International Journal of Agricultural Science and Research.
5. https://agritech.tnau.ac.in/horticulture/contract%20farming.pdf

INNOVATIVE AGRICULTURE
www.innovativeagriculture.in
ISSN : 3048 - 989X

Medicinal and Nutraceutical Properties of Garlic

Dr. M. Kabilan

Regional Coffee Research Station, Coffee Board, Thandigudi, Tamil Nadu, India

1. Introduction

Garlic (*Allium sativum* L.) is one of the oldest cultivated medicinal plants, widely used as a spice, flavoring agent and therapeutic herb across different cultures. It belongs to the family Amaryllidaceae and is known for its distinctive aroma and potent biological activities. Garlic has been extensively studied for its medicinal and nutraceutical properties due to the presence of diverse bioactive compounds, particularly sulfur-containing compounds such as allicin, diallyl sulfide, diallyl disulfide and S-allyl cysteine. These compounds are responsible for its wide range of pharmacological effects, including antimicrobial, antioxidant, anti-inflammatory, anticancer, cardioprotective and immunomodulatory activities. In recent years, garlic has gained increasing attention as a functional food and nutraceutical, contributing to the prevention and management of various chronic diseases.

2. Nutritional Composition of Garlic

Garlic is a rich source of essential nutrients, including carbohydrates, proteins, vitamins and minerals. It contains significant amounts of vitamin C, vitamin B6 and trace elements such as selenium, calcium, potassium and phosphorus. The presence of bioactive phytochemicals, particularly organosulfur compounds, enhances its nutritional and therapeutic value. Garlic also contains flavonoids and phenolic compounds that contribute to its antioxidant properties. The nutritional composition of garlic varies depending on factors such as cultivar, growing conditions and post-harvest processing.

3. Bioactive Compounds in Garlic

The medicinal properties of garlic are primarily attributed to its bioactive compounds, especially sulfur-containing compounds. Allicin, formed from alliin through the action of the enzyme alliinase when garlic is crushed or chopped, is the most important bioactive compound responsible for its antimicrobial and antioxidant activities. Other compounds such as ajoene, diallyl sulfide, diallyl disulfide and S-allyl cysteine contribute to various pharmacological effects. These compounds exhibit synergistic interactions, enhancing the overall therapeutic potential of garlic.

4. Antioxidant Properties

Garlic possesses strong antioxidant activity due to its ability to scavenge free radicals and reduce oxidative stress. Oxidative stress is a major contributor to the development of chronic diseases such as cardiovascular diseases,

cancer and neurodegenerative disorders. The antioxidant compounds in garlic, including phenolics and sulfur compounds, protect cells from oxidative damage by neutralizing reactive oxygen species. Regular consumption of garlic has been shown to enhance the body's antioxidant defense system.

5. Antimicrobial Activity

Garlic exhibits broad-spectrum antimicrobial activity against bacteria, fungi, viruses and parasites. Allicin and other sulfur compounds disrupt microbial cell membranes and inhibit enzyme activity, leading to the death of pathogens. Garlic has been used traditionally to treat infections and is effective against antibiotic-resistant strains of bacteria. Its antifungal properties are particularly useful in controlling fungal infections such as candidiasis.

6. Anti-Inflammatory Effects

Chronic inflammation is associated with various diseases, including arthritis, cardiovascular diseases and cancer. Garlic compounds have been shown to inhibit inflammatory pathways and reduce the production of pro-inflammatory cytokines. This anti-inflammatory activity contributes to its therapeutic potential in managing inflammatory disorders.

7. Cardioprotective Effects

Garlic is well known for its beneficial effects on cardiovascular health. It helps reduce blood pressure, lower cholesterol levels and improve blood circulation. The sulfur compounds in garlic inhibit cholesterol synthesis and promote the breakdown of lipids, thereby reducing the risk of atherosclerosis. Garlic also exhibits antithrombotic properties by preventing platelet aggregation, reducing the risk of blood clots.

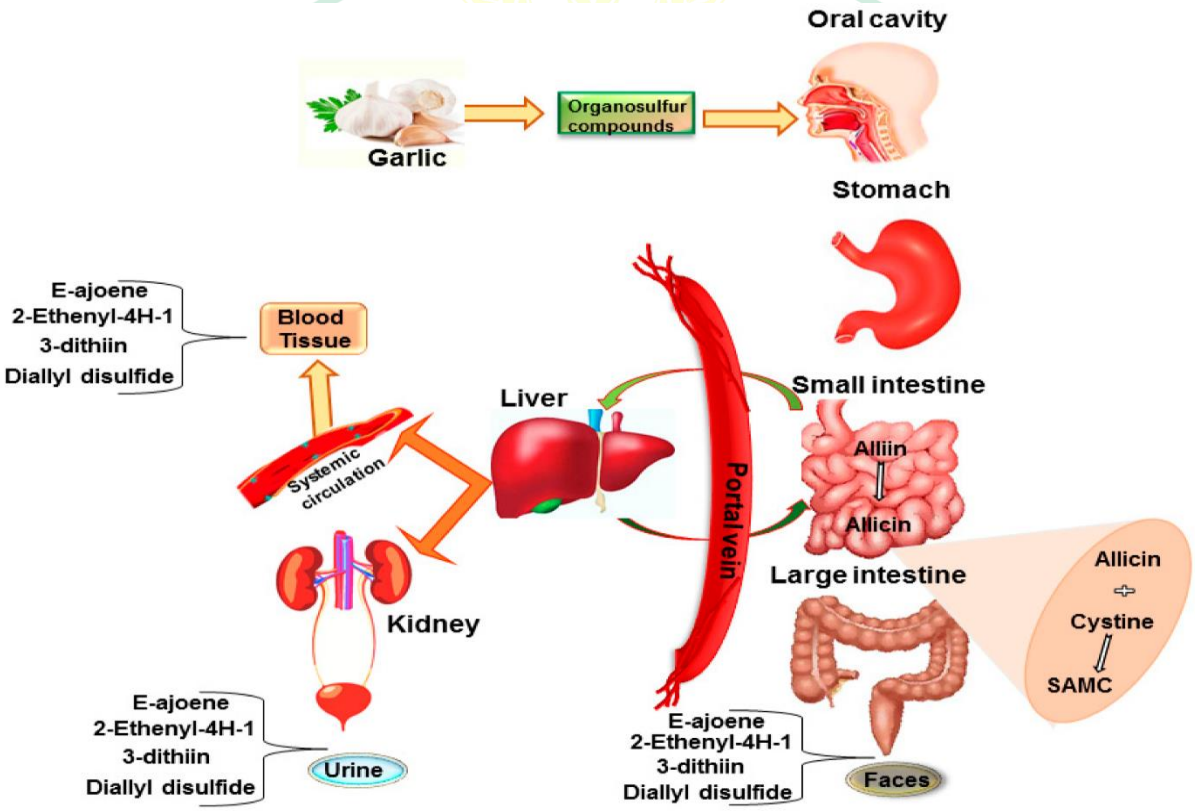

8. Anticancer Properties

Garlic has been extensively studied for its anticancer potential. Bioactive compounds such as diallyl sulfide and ajoene have been shown to inhibit the growth of cancer cells and induce apoptosis. Garlic also enhances detoxification enzymes, reducing the activation of carcinogens. Epidemiological studies suggest that regular consumption of garlic is associated with a reduced risk of cancers, particularly gastrointestinal cancers.

9. Antidiabetic Effects

Garlic has been found to have beneficial effects in the management of diabetes. It helps regulate blood glucose levels by improving insulin sensitivity and enhancing glucose metabolism. The antioxidant and anti-inflammatory properties of garlic also contribute to its protective effects against diabetic complications.

10. Immunomodulatory Activity

Garlic enhances the immune system by stimulating the production and activity of immune cells such as macrophages, lymphocytes and natural killer cells. It also increases the production of antibodies, improving the body's ability to fight infections. Regular consumption of garlic can boost immunity and reduce the risk of infectious diseases.

11. Neuroprotective Effects

Garlic exhibits neuroprotective properties due to its antioxidant and anti-inflammatory activities. It helps protect neurons from oxidative damage and may reduce the risk of neurodegenerative diseases such as Alzheimer's and Parkinson's disease. Compounds such as S-allyl cysteine play a key role in protecting brain cells and improving cognitive function.

12. Nutraceutical Applications of Garlic

Garlic is widely used in the nutraceutical industry in the form of supplements, extracts, oils and powders. These products are designed to provide health benefits beyond basic nutrition. Garlic-based nutraceuticals are used for managing cardiovascular diseases, boosting immunity and improving overall health. Standardization of garlic extracts ensures consistent bioactive compound content and efficacy.

13. Factors Affecting Medicinal Quality

The medicinal quality of garlic is influenced by factors such as cultivar, growing conditions, harvesting stage and processing methods. Proper handling and storage are essential to preserve its bioactive compounds. Processing methods such as drying and heating can affect the stability of allicin and other compounds, thereby influencing therapeutic efficacy.

14. Safety and Toxicity

Garlic is generally considered safe for consumption; however, excessive intake may cause side effects such as gastrointestinal discomfort, allergic reactions and interaction with certain medications. Proper dosage and consultation with healthcare professionals are recommended when using garlic supplements.

15. Future Prospects

Future research on garlic should focus on the identification of new bioactive compounds, development of improved cultivars with enhanced medicinal properties and advancement of extraction and formulation technologies. The integration of biotechnology and nanotechnology can further enhance the therapeutic potential of garlic-based products.

16. Conclusion

Garlic is a highly valuable medicinal and nutraceutical crop with a wide range of health benefits. Its bioactive compounds, particularly sulfur-containing compounds, contribute to its antioxidant, antimicrobial, anti-inflammatory, cardioprotective, anticancer and immunomodulatory properties. The increasing demand for natural and functional foods has further enhanced the importance of garlic in the nutraceutical industry. Continued research and development will help unlock its full potential and promote its use in improving human health.

References

Amagase, H., Petesch, B.L., Matsuura, H., Kasuga, S. and Itakura, Y. (2001). Intake of garlic and its bioactive components. *Journal of Nutrition*, 131(3):955S–962S.

Rivlin, R.S. (2001). Historical perspective on the use of garlic. *Journal of Nutrition*, 131(3):951S–954S.

Rahman, K. (2007). Effects of garlic on cardiovascular disorders. *Nutrition Journal*, 6(1):1–14.

Bayan, L., Koulivand, P.H. and Gorji, A. (2014). Garlic: A review of potential therapeutic effects. *Avicenna Journal of Phytomedicine*, 4(1):1–14.

Iciek, M., Kwiecień, I. and Włodek, L. (2009). Biological properties of garlic compounds. *Environmental and Molecular Mutagenesis*, 50(3):247–265.

INNOVATIVE AGRICULTURE
www.innovativeagriculture.in
ISSN : 3048 - 989X

Impacts of Anthropogenic Interventions on Aquatic Biodiversity

Bhupeshri Vinay Shetye & Vaishnavi Nilkanth Patil

College of Fisheries, Ratnagiri, Maharashtra, India, 415-629

Abstract

Aquatic ecosystems harbour more than 10% of all described species yet cover less than 1% of Earth's surface, and their biodiversity is declining at approximately twice the rate observed in terrestrial systems. Accelerating anthropogenic pressures including habitat modification through damming and water diversion, multi-contaminant pollution (nutrients, heavy metals, persistent organic pollutants, and microplastics), overexploitation of fisheries, biological invasions, and climate-driven warming and acidification are driving unprecedented biodiversity loss across freshwater, estuarine, and marine systems. These stressors interact synergistically, producing impacts 2-10 times greater than any single driver in isolation. This review synthesises current evidence on the primary anthropogenic drivers, their ecological mechanisms and evaluates emerging threats including nanoplastics and groundwater biodiversity loss. Conservation strategies such as environmental flow frameworks, marine protected areas, and ecological restoration are assessed. Critical research gaps in taxonomic coverage, multi-stressor attribution, and sublethal toxicology are identified to inform future management priorities.

Keywords: aquatic biodiversity; habitat modification; eutrophication; invasive species; ocean acidification; trophic cascades; environmental flows

1. Introduction

Aquatic biodiversity encompasses the totality of genes, species, and functional groups present in freshwater, estuarine, and marine environments (Dudgeon et al., 2006). Structured hierarchically from genetic to ecosystem levels, aquatic communities underpin critical ecosystem services including nutrient cycling, primary productivity, trophic energy transfer, and shoreline stabilisation. Despite their disproportionate ecological importance — harbouring over 10% of all described species within less than 1% of Earth's surface (Strayer & Dudgeon, 2010) — freshwater systems have been classified as the planet's most imperilled biome, declining at approximately twice the rate of their terrestrial counterparts (Reid et al., 2019). An estimated one million species currently face extinction risk according to the Intergovernmental Science-Policy Platform on Biodiversity and Ecosystem Services (IPBES, 2019).

Anthropogenic interventions span a spectrum of physical, chemical, biological, and climatological stressors that alter aquatic ecosystem structure, function, and composition (Vitousek et al., 1997). Critically, these stressors rarely operate in isolation; their synergistic interactions generate combined effects substantially greater than the sum of individual pressures (Crain et al., 2008). Furthermore, the concept of ecological debt wherein extinction risk is realised with a temporal lag following habitat loss (Tilman et al., 1994) implies that the full consequences of contemporary degradation are yet to manifest. The Intermediate Disturbance Hypothesis further suggests that moderate anthropogenic stress may transiently elevate diversity; however, chronic or intense stress invariably produces net biodiversity decline (Connell, 1978).

This review synthesises the scientific evidence on major anthropogenic drivers of aquatic biodiversity loss, the mechanisms through which they operate, and their documented ecological consequences across freshwater and marine systems. Emerging threats, conservation strategies, and critical knowledge gaps are also addressed, with the objective of informing evidence-based management and policy.

2. Major Anthropogenic Interventions

2.1 Habitat Modification: Dams, River Regulation, and Dredging

Physical habitat modification represents the most pervasive driver of aquatic biodiversity loss. More than 50% of the world's wetlands have been lost since 1700, and over 70% of rivers are currently fragmented by dams or water withdrawals (WWF, 2020). A global inventory documents more than 58,700 large dams exceeding 15 m in height,

each altering flow regimes, sediment transport dynamics, thermal stratification, and longitudinal connectivity (Nilsson et al., 2005). The elimination of the natural flood pulse the primary driver of floodplain biodiversity and lateral hydrological connectivity represents a fundamental disruption of riverine ecosystem function. Dams trap an estimated 25-30% of global sediment flux, triggering downstream channel erosion and destabilising benthic macroinvertebrate communities. For migratory species such as Salmonidae and Acipenseridae, dam-induced barrier mortality can exceed 90%, with genetic isolation manifesting within two to three generations (Waples et al., 2008). Hypolimnetic water releases impose thermal pollution extending hundreds of kilometres downstream, inducing phenological mismatches in stenothermal species.

2.2 Pollution: Nutrients, Heavy Metals, and Microplastics

Nutrient enrichment from agricultural runoff constitutes a leading cause of aquatic ecosystem degradation. Anthropogenic nitrogen inputs to coastal zones have reached approximately three times pre-industrial baseline levels, driving harmful algal bloom (HAB) proliferation and expansion of hypoxic dead zones (Diaz & Rosenberg, 2008). Cyanobacterial dominance during eutrophication events suppresses macrophytes and zooplankton while releasing hepatotoxins, simplifying food web structure from diverse macrophyte-invertebrate-fish assemblages to turbid phytoplankton-dominated alternative stable states. Chemical contamination by persistent organic pollutants (POPs) including PCBs and DDT and heavy metals such as methylmercury introduces sublethal endocrine disruption at sub-ppb concentrations in fish and cetaceans (Jobling et al., 1998; UNEP, 2013). Mercury undergoes biomagnification of up to 10^6-fold through aquatic food chains. Microplastics, detected in over 800 marine species (van Sebille et al., 2015), impose physical and chemical harm through gut blockage, leaching of sorbed hydrophobic organic compounds, and pathogen vectoring. The colonisation of microplastic surfaces by microbial biofilms termed the 'plastisphere' creates novel ecological niches that facilitate dispersal of antibiotic resistance genes.

2.3 Overexploitation of Fisheries

Global marine capture fisheries have plateaued at approximately 80-90 million tonnes per year since the 1990s, with 33% of stocks fished at biologically unsustainable levels (FAO, 2022). The sequential depletion of top predators described as 'fishing down the food web' (Pauly et al., 1998) has progressively reduced the mean trophic level of global catches, triggering mesopredator release and disrupting nutrient cycling throughout affected food webs. Bycatch, estimated at 7-10 million tonnes annually, disproportionately affects K-strategist species including sea turtles, elasmobranchs, and marine mammals (FAO, 2009). Approximately 640,000 tonnes of derelict fishing gear lost annually continue to capture and kill non-target organisms for years following abandonment.

2.4 Invasive Species

Biological invasions constitute one of the leading drivers of freshwater biodiversity loss, with over 24,000 alien species now established in aquatic ecosystems (IUCN, 2022). Mechanisms of impact include competitive exclusion, direct predation on naive native fauna, hybridisation producing genetic dilution or genomic swamping, and ecosystem engineering. Invasive filter feeders such as Asian silver carp (*Hypophthalmichthys molitrix*) suppress phytoplankton and alter lake trophic dynamics at the ecosystem scale. Pathogen vectoring by invasive amphibians has spread *Batrachochytrium dendrobatidis* globally, contributing to more than 90 amphibian extinctions (Scheele et al., 2019).

2.5 Climate Change: Warming, Acidification, and Hydrological Shifts

Ocean warming at 0.19 degrees C per decade since 1970 and projected sea-level rise of 0.28-1.01 m by 2100 (IPCC AR6, 2021) are reshaping species distributions, with marine taxa exhibiting poleward range shifts averaging 72 km per decade and progressive compression of thermal niches. Oxygen-minimum zones have expanded by more than 4.5 million km2 since 1960, as warming reduces oxygen solubility and intensified stratification limits deep-water ventilation. Surface ocean pH has declined approximately 0.1 units since 1750, representing a 30% increase in hydrogen ion concentration, threatening aragonite-secreting organisms including corals, molluscs, and echinoderms. Thermal anomalies of just 1-2 degrees C above the seasonal maximum trigger expulsion of symbiotic Symbiodiniaceae from coral tissues, initiating bleaching and mass mortality events

(Hughes et al., 2018). Phenological decoupling wherein spring plankton peaks advance faster than fish larval hatch timing reduces larval survival rates and compromises recruitment (Edwards & Richardson, 2004).

3. Mechanisms of Impact on Biodiversity

3.1 Alteration of Habitat Structure

Physical habitat modification eliminates the structural heterogeneity upon which diverse aquatic assemblages depend. Dam-induced flow homogenisation removes the flood pulse essential for floodplain inundation and lateral connectivity. Eutrophication-driven turbidity shifts shallow lakes from clear-water macrophyte-dominated states to turbid phytoplankton-dominated conditions a regime shift that may be effectively irreversible on management-relevant timescales (Scheffer et al., 2001). Sediment starvation downstream of dams destabilises substrate composition and removes interstitial habitat critical for benthic invertebrate communities.

3.2 Disruption of Trophic Dynamics

Removal of keystone species through overexploitation or invasive displacement propagates across trophic levels via cascading effects. Top-down trophic cascades triggered by apex predator removal release mesopredator populations and over-consume primary producers and invertebrates. Bottom-up effects mediated by nutrient enrichment or primary producer loss similarly restructure community composition. Ecosystem simplification reduced species richness and functional diversity diminishes the redundancy that confers ecological resilience to perturbation (Cardinale et al., 2012).

3.3 Physiological Stress and Sublethal Effects

Sublethal chemical exposures at environmentally relevant concentrations impair reproduction, immune function, and behaviour without causing acute mortality. Endocrine-disrupting compounds including POPs and pharmaceutical residues interfere with hormonal signalling at sub-ppb concentrations in fish. Thermal stress from warming and hypolimnetic releases narrows the physiological operating range of stenothermal species. Microplastic ingestion compromises nutritional status and inflammatory responses, with transgenerational consequences still poorly characterised.

3.4 Genetic and Population-Level Consequences

Habitat fragmentation imposes genetic isolation on formerly connected populations, reducing effective population size and increasing inbreeding risk. Within two to three generations, isolated salmonid populations exhibit measurable reductions in allelic diversity (Waples et al., 2008). Hybridisation between native and invasive conspecifics can result in outbreeding depression or genomic swamping, erasing locally adapted gene complexes and undermining the evolutionary potential of populations to respond adaptively to ongoing environmental change

4. Emerging Issues

Microplastics and nanoplastics represent an escalating global contaminant class with incompletely characterised ecological consequences. While microplastics have been detected across all major marine and freshwater compartments, dose-response relationships remain poorly defined and transgenerational toxicity data are largely absent. The plastisphere introduces novel pathways for pathogen and antibiotic resistance gene dispersal that current risk assessment frameworks do not adequately address.

Groundwater biodiversity constitutes a critically understudied dimension of aquatic conservation. Stygofauna invertebrates inhabiting subsurface aquifer systems provide essential ecosystem services including water purification and nutrient transformation, yet remain systematically under-sampled in most regions. Accelerating groundwater extraction driven by agricultural and urban demands threatens to generate invisible extinctions lacking the observational infrastructure to detect or quantify.

Multi-stressor interactions present a fundamental challenge for ecological attribution and targeted management. When climate warming co-occurs with nutrient enrichment, chemical contamination, and biological invasions, isolating the causal contribution of individual stressors to observed biodiversity change is methodologically demanding. Brook et al. (2008) demonstrated that synergistic stressor interactions accelerate species population collapse 2-10 times faster than individual stressors in isolation, underscoring the inadequacy of single-factor management approaches. Development of mechanistic modelling frameworks capable of simulating non-additive stressor interactions is an urgent research priority.

5. Conservation and Management Implications

5.1 Environmental Flow Frameworks

Environmental flows (e-flows) scientifically derived minimum flow regimes designed to sustain ecological function represent a foundational instrument for river biodiversity conservation. The Brisbane Declaration (2007) provided an internationally recognised framework subsequently adopted by over 45 countries. Effective e-flow prescriptions account for variability in flow magnitude, timing, frequency, duration, and rate of change, and should be embedded within adaptive management cycles responsive to ecological monitoring outcomes.

5.2 Protected Areas and Habitat Restoration

Effectively managed Marine Protected Areas (MPAs) have documented increases in fish biomass of 21-600% relative to unprotected reference sites (Edgar et al., 2014). The Kunming-Montreal Global Biodiversity Framework (2022) established the 30x30 target protecting 30% of oceans and freshwater areas by 2030. However, as of 2019, only 17% of globally important freshwater biodiversity areas overlapped with formally protected areas (Abell et al., 2017), highlighting a critical implementation gap. Riparian buffer restoration, dam removal over 1,700 dams removed in the USA between 1912 and 2020 and wetland rehabilitation have demonstrated measurable recovery of migratory fish communities within 3-10 years of intervention.

5.3 Policy Frameworks and Sustainable Management

Effective aquatic biodiversity governance requires integrated policy frameworks bridging sectoral boundaries across water, agriculture, fisheries, energy, and urban planning. Integrated multi-trophic aquaculture (IMTA) reduces nitrogen loading by 30-60% through co-culture of finfish, shellfish, and seaweed, offering partial mitigation of coastal eutrophication from aquaculture sources. The FAO Code of Conduct for Responsible Fisheries and IPCC adaptation pathways provide overarching international frameworks, though their implementation at national and subnational scales remains inconsistent and often inadequately resourced.

6. Conclusion

Aquatic biodiversity is experiencing unprecedented loss driven by a convergence of anthropogenic pressures operating across physical, chemical, biological, and climatological pathways. The evidence synthesised in this review demonstrates that no single stressor adequately explains observed biodiversity trends; rather, synergistic multi-stressor interactions amplify individual effects and accelerate ecological collapse. Habitat modification, eutrophication, chemical contamination, overexploitation, biological invasions, and climate-induced changes collectively constitute a systemic threat to aquatic ecosystem integrity across freshwater, estuarine, and marine systems.

Critical research gaps include the taxonomic description of the majority of freshwater invertebrate fauna, mechanistic modelling of non-additive multi-stressor interactions, quantification of sublethal and transgenerational microplastic effects, and systematic assessment of groundwater biodiversity. The integration of indigenous and local knowledge into biodiversity baselines represents an underutilised opportunity to expand the spatial and temporal scope of ecological monitoring. Bridging these gaps, alongside the accelerated implementation of evidence-based conservation instruments particularly environmental flow frameworks, expanded protected area networks, and ecologically informed fisheries management is essential to reversing the trajectory of aquatic biodiversity decline within the critical window of the coming decade.

References

Abell, R., et al. (2017). Freshwater ecoregions of the world: A new map of biogeographic units for freshwater biodiversity conservation. BioScience, 58(5), 403-414.

Brook, B. W., Sodhi, N. S., & Bradshaw, C. J. A. (2008). Synergies among extinction drivers under global change. Trends in Ecology & Evolution, 23(8), 453-460.

Cardinale, B. J., et al. (2012). Biodiversity loss and its impact on humanity. Nature, 486(7401), 59-67.

Connell, J. H. (1978). Diversity in tropical rain forests and coral reefs. Science, 199(4335), 1302-1310.

Crain, C. M., Kroeker, K., & Halpern, B. S. (2008). Interactive and cumulative effects of multiple human stressors in marine systems. Ecology Letters, 11(12), 1304-1315.

Diaz, R. J., & Rosenberg, R. (2008). Spreading dead zones and consequences for marine ecosystems. Science, 321(5891), 926-929.

Dudgeon, D., et al. (2006). Freshwater biodiversity: Importance, threats, status, and conservation challenges. Biological Reviews, 81(2), 163-182.
Edgar, G. J., et al. (2014). Global conservation outcomes depend on marine protected areas with five key features. Nature, 506(7487), 216-220.
Edwards, M., & Richardson, A. J. (2004). Impact of climate change on marine pelagic phenology and trophic mismatch. Nature, 430(7002), 881-884.
FAO. (2009). Abandoned, Lost or Otherwise Discarded Fishing Gear. FAO Fisheries and Aquaculture Technical Paper No. 523. Food and Agriculture Organization of the United Nations.
FAO. (2022). The State of World Fisheries and Aquaculture 2022. Food and Agriculture Organization of the United Nations.
Hughes, T. P., et al. (2018). Global warming transforms coral reef assemblages. Nature, 556(7702), 492-496.
IPBES. (2019). Global Assessment Report on Biodiversity and Ecosystem Services. Intergovernmental Science-Policy Platform on Biodiversity and Ecosystem Services.
IPCC. (2021). Climate Change 2021: The Physical Science Basis. Contribution of Working Group I to the Sixth Assessment Report of the Intergovernmental Panel on Climate Change. Cambridge University Press.
IUCN. (2022). The IUCN Red List of Threatened Species. International Union for Conservation of Nature.
Jobling, S., et al. (1998). Widespread sexual disruption in wild fish. Environmental Science & Technology, 32(17), 2498-2506.
Nilsson, C., et al. (2005). Fragmentation and flow regulation of the world's large river systems. Science, 308(5720), 405-408.
Pauly, D., et al. (1998). Fishing down marine food webs. Science, 279(5352), 860-863.
Qin, B., et al. (2010). Lake eutrophication and its ecosystem response. Chinese Science Bulletin, 55(7), 671-686.
Reid, A. J., et al. (2019). Emerging threats and persistent conservation challenges for freshwater biodiversity. Biological Reviews, 94(3), 849-873.
Scheele, B. C., et al. (2019). Amphibian fungal panzootic causes catastrophic and ongoing loss of biodiversity. Science, 363(6434), 1459-1463.
Scheffer, M., et al. (2001). Catastrophic shifts in ecosystems. Nature, 413(6856), 591-596.
Strayer, D. L., & Dudgeon, D. (2010). Freshwater biodiversity conservation: Recent progress and future challenges. Journal of the North American Benthological Society, 29(1), 344-358.
Tilman, D., May, R. M., Lehman, C. L., & Nowak, M. A. (1994). Habitat destruction and the extinction debt. Nature, 371(6492), 65-66.
UNEP. (2013). Global Mercury Assessment 2013: Sources, Emissions, Releases and Environmental Transport. United Nations Environment Programme.
van Sebille, E., et al. (2015). A global inventory of small floating plastic debris. Environmental Research Letters, 10(12), 124006.
Vitousek, P. M., et al. (1997). Human domination of Earth's ecosystems. Science, 277(5325), 494-499.
Waples, R. S., et al. (2008). Integrating genetic data into management of marine resources: How can we do it better? Fish and Fisheries, 9(4), 423-449.
WWF. (2020). Living Planet Report 2020: Bending the Curve of Biodiversity Loss. World Wildlife Fund.

INNOVATIVE AGRICULTURE
www.innovativeagriculture.in
ISSN : 3048 - 989X

The Power of a Picture in Building Reliable Image Datasets for Pest and Disease Identification

Geetha Radhakrishnan[1*], Govindh A. Nair[2] and Chitra M.T.[3]

[1]Associate Professor (Computer Science), RARS (SZ), Vellayani, Kerala Agricultural University
[2]M.Sc. Pathology, Department of Plant Pathology, College of Agriculture, Vellayani, Kerala Agricultural University
[3]Assistant Professor (Computer Science, College of Agriculture, Vellayani, Kerala Agricultural University
[*]Corresponding Author: Geetha Radhakrishnan



The lush, evergreen landscape of Kerala is a testament to the rich agricultural heritage of Kerala State. From the coastal coconut groves to the misty high-range pepper plantations, our farmers have always been the stewards of this biodiversity. However, in our unique humid tropical climate, the threat of pests and diseases is a constant shadow that can quickly turn a promising harvest into a loss. Today, as we enter a new era of digital agriculture, traditional farming wisdom gets replaced by digital tools. These systems, often referred to as digital doctors, live within our smartphones and use artificial intelligence to diagnose plant health issues in real-time. Yet, the true power of these systems does not lie in the code or the satellites, but in the hands of the person standing in the field. The reliability of any identification system depends entirely on the quality, accuracy, and consistency of the field data we provide. When we capture a clear photo or record the exact weather conditions, we are providing the essential fuel that allows these digital brains to protect our crops and our livelihoods. Artificial intelligence (AI) systems are only as reliable as the images used to train them. Poor-quality images create poor predictions, while well-curated datasets can revolutionize pest and disease management.

What is a good Dataset

A reliable image dataset is not merely a collection of photographs, but a scientifically curated repository that accurately represents real-world variability in crops, environments, and disease progression. A high-quality dataset must incorporate diversity, including different crops, varieties, and growth stages, to ensure that the system can generalize across agricultural conditions. It should also capture variability in lighting conditions, camera angles, and backgrounds, reflecting the natural complexity of field environments. Equally important is balance within the dataset, ensuring adequate representation of both healthy and diseased samples, as well as early and advanced stages of infection, thereby preventing biased model predictions. Proper annotation is fundamental, with each image correctly labeled based on verified symptoms and signs, enabling accurate learning during model training. Image quality remains a critical determinant, requiring sharp, well-focused, and high-resolution images that clearly depict the affected plant parts. Together, these elements transform raw field photographs into a structured and meaningful dataset that can support robust pest and disease identification systems.

Understanding Signs and Symptoms in Plant Health for Better Field Diagnosis

The foundation of reliable data collection in pest and disease identification lies in the ability to accurately observe and interpret plant conditions. In plant pathology, it is essential to distinguish between *signs* and *symptoms*. Signs refer to the direct physical evidence of the causal organism, such as the presence of insects, fungal growth, or pest

residues on plant surfaces. In contrast, symptoms represent the plant's response to stress or infection, including manifestations such as chlorosis (yellowing), wilting, necrosis, or stunted growth. This distinction is critical, as multiple factors can produce similar visual symptoms; for example, leaf yellowing may result from viral infection, nutrient deficiency, or nematode infestation. Therefore, systematic documentation of both signs and symptoms provides crucial diagnostic information, enabling accurate interpretation by experts as well as by artificial intelligence-based systems designed for pest and disease identification.

Field Photography and Data Organization for Reliable Pest and Disease Identification

The effectiveness of pest and disease identification depends largely on the quality of field data, particularly images. Smartphones are widely used due to their accessibility, built-in sensors, and ability to support real-time applications, while DSLR and mirrorless cameras with macro lenses are preferred for capturing fine details of pests and early disease symptoms. Clear, well-focused images are critical; maintaining proper distance and avoiding digital zoom improves image quality. Optimal lighting, preferably during early morning or late afternoon, ensures accurate colour representation. A comprehensive dataset should include close-up, mid-range, and field-level images, along with views of both sides of affected leaves and a scale reference for size estimation. Beyond image capture, proper data organization is essential. Images should be systematically renamed and stored in structured folders based on crop and disease class to support machine learning workflows. Recording metadata such as crop variety, location, growth stage, and environmental conditions enhances dataset reliability and enables disease tracking. Care must be taken to avoid bias by ensuring representation across disease stages. These well-curated datasets form the basis for training deep learning models, particularly convolutional neural networks, enabling accurate and scalable pest and disease diagnosis.

Dataset Curation and Organisation

Effective dataset curation extends beyond image collection to systematic organization and standardization. Images should be stored in well-defined folder structures based on crop type and disease classification (e.g., *Banana/Sigatoka*, *Banana/Healthy*), which is essential for supervised machine learning workflows. Consistent class labeling ensures that models can accurately distinguish between different conditions during training. Additionally, careful attention must be given to avoiding dataset bias; for instance, over-representation of severe disease stages while neglecting early symptoms can reduce the model's practical applicability in real-world diagnostics. Alongside image organization, metadata such as crop variety, location, date, and environmental conditions should be recorded to enhance dataset richness and usability. These curated datasets serve as the foundation for training machine learning and deep learning models, particularly convolutional neural networks (CNNs), which learn to identify subtle patterns in leaf texture, colour variation, and lesion morphology for accurate pest and disease detection.

Table1: Essential Metadata for Building AI-Ready Agricultural Datasets

Category	Essential Details to Record	Why it Matters
Crop Information	Name and Variety	Different varieties have unique resistance levels.
Location	GPS Coordinates or Panchayat/Block name	Helps track if a disease is spreading across the district.
Time and Stage	Date and Growth Stage (e.g., Nursery, Flowering)	Certain pests only attack during specific life phases.
Environment	Recent Rainfall, Humidity, and Temperature	Weather triggers fungal outbreaks and insect activity in Kerala.
Past Actions	Fertilizer used and previous pesticide applications	Helps experts rule out chemical burn or nutrient deficiency.
Image Quality	Focus, clarity, resolution	Directly affects AI accuracy

Practical Workflow for Image-based Data Collection

A structured workflow ensures consistency and scientific validity in dataset creation. The process begins with careful observation of plant signs and symptoms in the field. This is followed by capturing multiple images (close-up, mid-range, and field-level views) to provide contextual information. Relevant metadata—including crop

name, variety, date, location, and recent weather conditions—should then be recorded. Images must be systematically renamed and organized into appropriate folders to facilitate future use. Finally, the curated data should be stored or uploaded into a centralized dataset repository for analysis and model development.

Common Mistakes to Avoid

Common errors in dataset creation include capturing blurry or unfocused images, taking photographs either too close or too far from the subject, relying on a single image instead of multiple perspectives, failing to record metadata, and incorrect labeling of images. Such issues can significantly reduce the reliability and usability of the dataset.

Understanding Crop-Specific Indicators in Kerala

Each of the major crops in Kerala has its own unique way of signalling distress, and knowing these specific patterns is vital for data collection. In banana cultivation, we must watch for Sigatoka leaf spot, which starts as small, dark streaks on the underside of young leaves. As it gets worse, these streaks grow into spindle-shaped spots with grey centres and yellow halos. In contrast, Fusarium wilt, also known as Panama disease, shows up as a bright yellowing of the older leaves starting from the margins. One of the most important pieces of data for this disease is whether the pseudostem has split at the base, which is a characteristic sign of a severe infection. Recording these details allows us to distinguish between a simple leaf spot and a lethal wilt that could destroy the entire plantation.

Coconut palms also present specific challenges. The primary diagnostic symptom for Root Wilt, often called Kerala Wilt, is flaccidity, where the leaflets curve inwardly to produce a ribbing effect. Another serious issue is Bud Rot, which is most common during the monsoon. The earliest sign is the yellowing of the younger leaves in the centre of the crown; if these leaves can be easily pulled out and have a foul-smelling, slimy base, the diagnosis is clear. Providing this manual pull data alongside a photo is incredibly helpful for digital experts. For black pepper, we must focus on the base of the vine. Foot rot, or quick wilt, can cause a healthy-looking vine to turn yellow and die within days during the rainy season. Recording the exact date the symptoms first appeared helps the system track the rapid spread of this soil-borne fungus.

In our paddy fields, Rice Blast remains a major concern, especially when the humidity is high. It creates spindle-shaped spots with ashy centres on the leaves. If the fungus attacks the neck of the rice plant just below the grain cluster, it can cause the entire panicle to break and hang down, leading to massive yield losses. Brown spot in rice is different; its lesions are more circular or oval, resembling tiny sesame seeds. By noting whether these spots are found on the leaves or the grains themselves, a farmer provides the granularity needed for the system to offer the correct biological or chemical treatment plan.

Collaboration between Students and Citizen Scientists

Building these identification systems is a collective effort that goes far beyond individual farms. In Kerala, we have a vibrant community of citizen scientists made up of farmers, students, and extension personnel who work together to provide the raw data that feeds our digital models. This collaborative effort is essential for bridging the gap between high-level scientific research and actual farm practice. By visiting fields to observe, document, and record the spread of pests, different members of the community ensure that diagnostic systems are trained on real-world, local information rather than generic datasets from elsewhere.

When a farmer or a student records a symptom and uploads a photo, they are not just getting help for one specific plot: they are contributing to a statewide passive surveillance network. This shared information allows scientists to map the movement of invasive species and predict future outbreaks across different regions. For example, seeing where a specific disease is appearing in one district allows authorities to alert farmers in neighbouring areas, giving them time to take preventative measures. This shared responsibility is the foundation of a resilient agricultural sector. By taking the time to record accurate data, every participant becomes a guardian of the state's food security.

Conclusion: The Power of Quality Information

The transition to digital pest and disease identification is one of the most significant changes in the history of Kerala agriculture. Having the ability to access scientific knowledge from the palm of our hands is a major advancement, yet this technology is not a magic solution. It is a tool that requires care and attention from those

using it. By mastering the simple but essential skills of field data collection, from knowing how to focus a smartphone camera to understanding the unique symptoms of our crops, we are securing the future of our farms. A commitment to high-quality information is a commitment to the health of our environment and the prosperity of our farming families. Together, through careful observation and the use of modern technology, we can build a shield that protects the fields of Kerala for generations to come. In the era of digital agriculture, every farmer with a smartphone is also a data collector, and every image captured in the field has the potential to train the next generation of intelligent agricultural systems

INNOVATIVE AGRICULTURE
www.innovativeagriculture.in
ISSN : 3048 - 989X

Why Some Vegetable Hybrids Fail in Farmers' Fields Despite High Heterosis: A Breeding Perspective

Vishal Sunartiya[1], Dinesh Malav[1], Vikash Meena[2], V. Sai Vaishnavi[2], Varsha Shekhawat[3]

[1]Research Scholar, Department of Vegetable Science, Rani Lakshmi Bai Central Agricultural University, Jhansi, Uttar Pradesh
[2]M.Sc. (Hort.), Department of Vegetable Science, Rani Lakshmi Bai Central Agricultural University, Jhansi, Uttar Pradesh
[3]Research Scholar, Department of Silviculture & Agroforestry, Rani Lakshmi Bai Central Agricultural University, Jhansi, Uttar Pradesh
Corresponding Author: Vishal Sunartiya

Abstract

Vegetable hybrids exhibit enhanced performance owing to heterosis; yet, their field efficacy frequently varies a cross different agro-ecological environments. This variability is primarily attributed to genotype × environment interactions, instability of non-additive gene effects, narrow genetic base of parental lines, and inadequate emphasis on stress tolerance in breeding programs. Over-reliance on specific combining ability and insufficient focus on reproductive efficiency and seed quality further contribute to hybrid failure. Developing stable, resilient hybrids requires integrating genetic diversity, balanced gene action, and environment-specific breeding strategies
Key words: Heterosis, G×E Interaction, Hybrid Stability, Combining Ability, Stress Tolerance

Introduction

In consequence towards their higher yields, improved uniformity, and better market quality, hybrid vegetables have completely changed commercial vegetable cultivation. Heterosis, also known as hybrid vigor, is primarily responsible for the superiority of hybrids; for economically significant features, the F_1 hybrid performs better than its parental lines (Falconer and Mackay, 1996). Combining ability assists in selecting parental lines in hybridization programs by evaluating the general combining ability (GCA) of the parents and the specific combining ability (SCA) of the resulting hybrid (Sunartiya *et al.*, 2026). Despite this genetic advantage, farmers commonly claim that many vegetable hybrids fail to meet the predicted performance in actual field conditions. This variation reveals a fundamental gap between breeding potential and field realization, particularly under diverse and stress-prone conditions. To fully understand this problem, it is necessary to examine both agronomic and environmental aspects, as well as the breeding techniques employed to develop vegetable hybrids.

Heterosis and Its Conditional Expression

Heterosis in vegetables occurs mainly by non-additive gene interaction, including dominance and epistasis effect (Singh *et al.*, 1996; Jat *et al.*, 2016). Under favorable environmental and management conditions, such gene action gives maximum advantage. Most vegetable breeding attempts identify parental lines and test hybrids under ideal circumstances, which enhances heterotic expression. However, under farmers' field conditions where stress is common, non-additive gene effects become unstable, leading to lower hybrid performance (Allard, 1960). Thus, strong heterosis found in trials does not always indicate field stability.

Genotype × Environment Interaction: A Major Breeding Challenge

One of the most notable, yet occasionally neglected, factors contributing to vegetable hybrid failure in farmers' fields is the interaction between genotype and environment. Falconer and Mackay (1996) pointed out that the environment in which a genotype is grown has an enormous influence on the expression of yield and other complicated traits. The majority of today's vegetable hybrids are developed and chosen in high-input research settings, which improves sensitivity to biotic and abiotic stressors in agricultural contexts while simultaneously encouraging high heterosis and greater yield potential. This phenomenon manifests itself in cucurbits, where hybrids frequently show unstable sex expression and diminished pollination efficiency under moisture or

temperature fluctuations, and in vegetable crops like tomato and chilli, where hybrids showing excellent yield under irrigated conditions suffer severe flower drop and poor fruit set under high temperature stress. On the other hand, under low-input or marginal conditions, traditional varieties and locally adapted germplasm possess adaptive gene complexes that provide more environmental buffering and yield stability (Ceccarelli, 1996; Behera *et al.*, 2010). In vegetable breeding, diverse environment testing and stability-focused selection are essential because breeding programs that prioritize yield under ideal conditions without assessing genotype × environment interaction into consideration pose the risk of developing hybrids that perform well in experimental trials but fail to produce reliable profits in farmers' fields.

Limited Focus on Stress Tolerant Breeding

Abiotic stress tolerance is commonly ignored on the basis of yield, earliness, and fruit quality in vegetable breeding. Because of this, many high-heterosis hybrids do well in ideal circumstances but are unable to sustain their performance in stressful climates. Pollen sterility, reduced pollen viability, poor fertilization, and increased flower and fruit drop are all consequences of high temperature stress during flowering, which seriously interferes with reproductive behaviors. In vegetables like tomatoes, chillies, and cucurbits, where yield stability is extremely susceptible to heat stress, these effects have been recognized (Shivanna and Sawhney, 1997; Cooper and Hammer, 1996). The gap between potential and actual production in farmers' fields has increased due to the extensive use of stress-susceptible parental lines in hybrid breeding, which has resulted in hybrids that are both genetically superior and physiologically fragile.

Narrow Genetic Base of Hybrid Parents

Modern vegetable hybrids are produced primarily from a limited pool of elite inbred parental lines, particularly selected for high yield potential, uniformity, and market-preferred features. While this strategy provides consistency in plant architecture and produce quality, it greatly narrows the genetic base, hence diminishing genetic diversity and the environmental buffering capacity of hybrids (Behera et al., 2010). Such a narrow genetic background reduces the ability of hybrids to adapt to unusual and diverse environments, increasing their vulnerability to temperature extremes, moisture stress, and developing pest and disease stresses. Vegetable crops like tomatoes, where genetically uniform hybrids exhibit high yield under irrigation but suffer severe flower drop and yield loss during heat waves, and chillies, where narrow-based hybrids show increased susceptibility to thrips, mites, and viral diseases under stress, are an excellent example of this. When responding to moisture stress or variations in temperature, hybrids of closely related parental lines in cucurbits, such as bitter gourd and cucumber, frequently exhibit inconsistent sex expression and reduced fruit set. Similar to this, relying on a limited genetic basis has been associated to greater susceptibility to pests like shoot and fruit borer and whitefly in okra and brinjal, resulting in uneven field performance. In view of the capacity of uniformly performing genotypes to respond similarly to stress conditions, classical breeding studies have long warned that genetic homogeneity boosts production risk (Allard, 1960). In comparison to genetically diversified cultivars, hybrids with a narrow genetic base are less resilient and more likely to experience widespread failure under increased climate variability, owing to more recent findings (Cooper *et al.*, 2014). Therefore, strengthening the genetic base of hybrid parents by the introduction of various germplasm, wild relatives, and locally adapted lines is vital for boosting the stability, resilience, and long-term sustainability of vegetable hybrid performance in farmers' fields.

Combining Ability versus Field Performance

Estimates of general as well as specific combining ability are often used to support breeding decisions in vegetable crops since they facilitate the identification of potential parents and hybrid combinations. High specific combining ability effects tend to be associated with excellent heterosis and high yield potential, particularly under optimal growing conditions (Sprague and Tatum, 1942). However, hybrids selected solely for their highly specific combining ability may perform excellently in controlled laboratory conditions, but they often fail to maintain performance under field-level conditions. This is mostly due to the reason that non-additive gene effects, which support specific combining capacity, increase yield potential but offer minimal defense against changes in the environment. In contrast, additive gene effects associated with general combining ability have a more essential role in yield stability and adaptability across environments (Singh *et al.*, 1996; Jat *et al.*, 2016). Therefore, over-reliance on specific combining ability-based hybrid selection may produce genetically superior but

environmentally unstable hybrids, highlighting the importance for breeding strategies that find a balance among yield potential and stability.

Breeding for Flowering and Pollination Efficiency

Yield fulfillment in many vegetable crops, especially cucurbits, is highly dependent on pollination efficiency and blooming behavior. While fruit size, shape, color, and yield characteristics tend to be the focus of breeding programs, important reproductive characteristics such sex ratio stability, pollen viability under stress, and synchronization of male and female flowering get a lesser amount of focus. Even in otherwise strong hybrids, any disturbance in these characteristics can significantly reduce fruit set and efficient pollination. High temperatures and moisture stress, for example, have been shown to change sex expression and decrease pollen viability in bitter gourd and cucumber, resulting in poor fruit set and unstable yields (Behera *et al*., 2010; Shivanna and Sawhney, 1997). Similarly, in pumpkin and watermelon, asynchronous flowering and reduced pollinator activity under high temperatures result in poor pollination and malformed or aborted fruits (Free, 1993; Walters, 2005). In cross-pollinated vegetable crops, poor pollination is well-known as an important factor of yield reduction (Free, 1993). This issue is made worse by the continuous drop in pollinator abundance and rising environmental stress. When combined, these elements increase pollination failure, highlighting the increasing need to merge reproductive-stage stress tolerance and pollination-related traits into vegetable breeding programs for ensuring reliable hybrid performance.

Seed Production Constraints and Genetic Purity

Hybrid seed development in vegetables relies on advanced biological and management systems, including male sterility mechanisms, gynoecious lines, and carefully handled pollination techniques. The expression of hybrid vigor and uniformity is directly affected by any alterations in parental line maintenance or in seed production methods (George, 2011). This issue is commonly seen in cucurbits, where inadequate maintenance of gynoecious lines results in poor fruit set and inferior seed quality, and in vegetable crops like cauliflower and cabbage, where pollen contamination or breakdown of cytoplasmic male sterility diminishes genetic purity. Similar to this, inadequate isolation and seed management in tomatoes and chillies frequently lead to decreased seed vigor, which results in weak seedling emergence and inconsistent crop stands. In the end, weak crop establishment, uneven plant growth, and decreased yield potential result from poor genetic purity or low seed vigor (Bewley *et al.*, 2013). From a breeding perspective, keeping genetic integrity, seed quality, and physiological vigor during seed production is just as important as a hybrid's development. Failure at the seed production stage, therefore, often translates directly into field-level hybrid failure, regardless of the hybrid's inherent genetic potential.

Economic and Breeding Trade-offs

To fulfill the demands of established industries, vegetable breeding programs frequently give priority to qualities with significant commercial value, such as uniformity, visually appealing characteristics, and popular attributes. However, excessive dependence on these features may come at the expense of robustness, flexibility and compatibility for low-input manufacturing processes. Hybrids that perform well in big commercial farms under intense management may not be well suited to smallholder farmers operating under limited resources. There is a big performance gap in farmers' fields as a result of this mismatch between breeding goals and farmer reality. Therefore, in order to guarantee that vegetable hybrids are not only high-yielding but also farmer-relevant and sustainable, breeding objectives must be in line with various production environments and socioeconomic circumstances.

Future Breeding Strategies for Sustainable Hybrids

To reduce hybrid failure, breeding programmes must evolve beyond yield-centric selection.

Key Breeding Priorities:

- Establishing paternal lines that may withstand in stress condition
- Selection for yield stability across environments
- Balanced usage of additive and non-additive gene action
- A focus on blooming behavior and pollination biology
- Participatory breeding using farmer field experiments

Breeding for withstanding any unfavorable condition, rather than only productivity, is key for hybrid improvement in vegetable crops.

Conclusion

Although vegetable hybrids have enormous genetic potential, breeding methods, environmental factors, and management techniques all have a significant impact on how well they perform. Success in farmers' fields cannot be ensured by high heterosis alone. Hybrid failure is generally the result of a small genetic basis, stress sensitivity, unstable non-additive gene action, and insufficient consideration of field circumstances during breeding. Sustainable vegetable production requires a move toward farmer-centric and stability-oriented breeding approaches.

Fig 1: THE HYBRID YIELD GAP IN FARMERS' FIELDS: CONTRIBUTING FACTORS

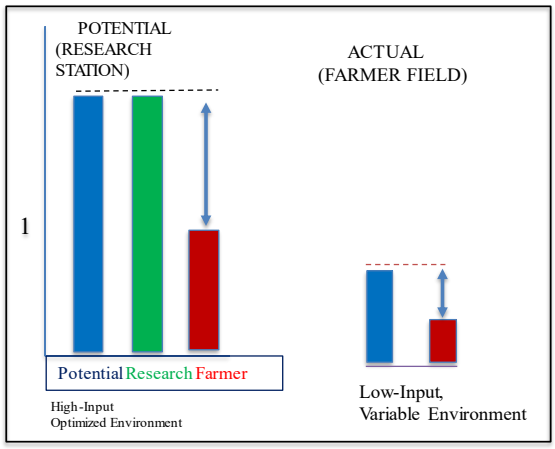

HIGH INPUT REQUIREMENTS

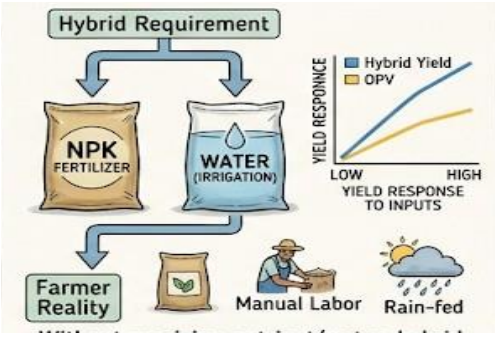

Without precision nutrient/water, hybrid potential isn't realized.

GENOTYPE BY ENVIRONMENT (G × E) INTERACTION

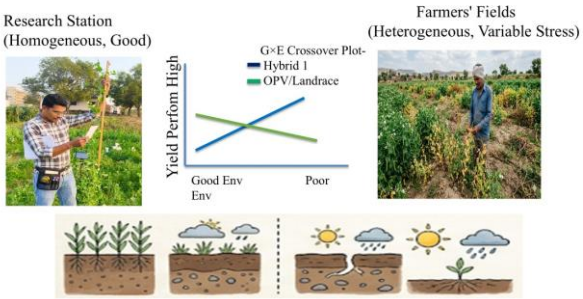

Breeding often targets "Good" environments, making hybrids susceptible to low-input stress.

AGRONOMIC PRACTICES & CONSTRAINTS



ECONOMIC & RESOURCE FACTORS

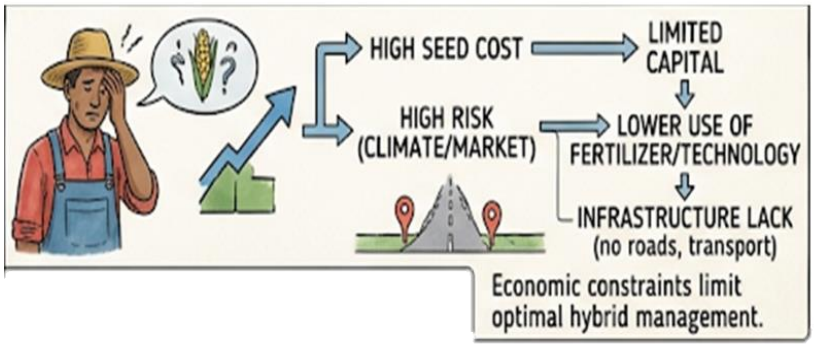

SUMMARY: MULTIPLE STRESSORS

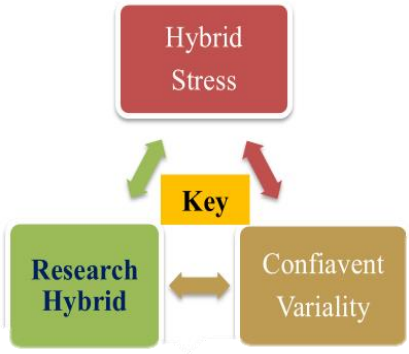

References

Falconer, D. S., & Mackay, T. F. C. (1996). *Introduction to Quantitative Genetics* (4th ed.). Longman Group Ltd.

Ceccarelli, S. (1996). Adaptation to low/high input cultivation. *Euphytica*, 92, 203–214.

Behera, T. K., Singh, A. K., & Staub, J. E. (2010). Genetic diversity in bitter gourd (*Momordica charantia* L.). *Genetic Resources and Crop Evolution*, 57(6), 861–872.

Allard, R.W. (1960). *Principles of Plant Breeding*. John Wiley & Sons.

Bewley, J.D., Bradford, K.J. and Hilhorst, H.W.M. (2013). *Seeds: Physiology of Development, Germination and Dormancy*. Springer.

Cooper, M. and Hammer, G.L. (1996). *Plant Adaptation and Crop Improvement*. CAB International.

Free, J.B. (1993). *Insect Pollination of Crops*. Academic Press.

George, R.A.T. (2011). *Vegetable Seed Production*. CABI.

Jat, G.S., Munshi, A.D., Behera, T.K. and Choudhary, H. (2016). Genetic analysis of heterosis in bitter gourd. *Journal of Applied and Natural Science*, 8(4): 1981–1987.

Shivanna, K.R. and Sawhney, V.K. (1997). Pollen biology and crop production. *Plant Reproduction*, 10: 199–215.

Sunartiya V., Jat G.S., Choudhary H. *et al.* (2026) Genetic evaluation of diverse sex expression to improve earliness and yield in bitter gourd (Momordica charantia L.) hybrids. BMC Plant Biol. https://doi.org/10.1186/s12870-026-08528-4(In press)

Singh, B., Dubey, S.K. and Maurya, I.B. (1996). Gene action for yield and mineral traits in bitter gourd. *Vegetable Science*, 23(2): 132–136.

Sprague, G.F. and Tatum, L.A. (1942). General vs specific combining ability. *Journal of the American Society of Agronomy*, 34: 923–932.

Walters, S. A. (2005). Pollination requirements of vegetable crops. *HortTechnology*, 15(3), 451–458.

INNOVATIVE AGRICULTURE
www.innovativeagriculture.in
ISSN : 3048 - 989X

Eustoma: An Emerging Cut Flower for Commercial Cultivation

Sapna Kaushal, B S Dilta and Preshika Sen

Deptt. of Floriculture & Landscaping
Dr. YS Parmar UHF, Nauni, Solan (H.P)
Corresponding Author: Sapna Kaushal

Eustoma grandiflorum, commonly known as lisianthus or prairie gentian, is rapidly gaining recognition as a premium cut flower. Valued for its rose-like appearance, diverse colors, and excellent vase life, it has become a popular choice in the global floral market. Lisianthus is highly versatile, suitable not only as a cut flower but also as a potted and bedding plant. In addition to its ornamental applications, it is increasingly used in landscaping, especially in venues like Disney World, where it has drawn considerable attention (Parke, 1986).

The flower is particularly prized for its use in wedding arrangements such as bouquets, corsages, buttonholes, and floral crowns, making it one of the top choices for western weddings. In India, lisianthus is emerging as a promising diversification crop, particularly in protected and mid-hill cultivation systems. However, its cultivation remains technically demanding due to its sensitivity to temperature, a long juvenile phase and susceptibility to various physiological disorders.

Native to North America, particularly the southern United States and northern Mexico, lisianthus thrives in grasslands and prairies. The commercial cultivation of lisianthus began in Japan in the mid-20th century, where extensive breeding efforts turned the wild species into the modern cultivars. Japan, New Zealand, and the Netherlands are the leading producers of lisianthus. While cultivation in India is still limited, its potential for expansion in regions like the Nilgiris and under polyhouse conditions is significant.

Botanical Description

Eustoma grandiflorum is a herbaceous, erect plant with long flowering stems. It has opposite, sessile, ovate to oblong leaves with a waxy, greyish-green appearance. The flowers are borne terminally on long pedicels and are characterized by a funnel-shaped, gamopetalous corolla that resembles roses or camellias, depending on the cultivar. The plant exhibits a wide range of flower colors, including white, pink, blue, lavender, green and bi-color varieties. Its small, reticulate seeds are numerous and globoid in shape, contributing to its ornamental and commercial value.

Climatic and Soil Requirements

Lisianthus performs best in mild climatic conditions, typically at altitudes ranging from 1000 to 1800 meters above sea level. The ideal daytime temperature is between 20°C to 24°C, while night time temperatures should range from 16°C to 18°C. High temperatures, particularly during the early seedling stage, can induce rosetting, a physiological disorder. The plant thrives in well-drained, sandy loam soils rich in organic matter, with a pH of 6.5 to 7.2. Proper soil aeration is essential to prevent root diseases and stress.

As a facultative long-day plant, lisianthus requires light intensity of 4000–6000 foot-candles for optimal growth and flowering. Flowering can be accelerated by extending the photoperiod to more than 14 hours. (Roh MS, Halevy AH and Wilkins HF. 1989)

Propagation and Cultivation

Lisianthus is primarily propagated through seeds, although micropropagation is also used to produce elite, disease-free plants on a large scale. Seed sowing generally takes place from mid-December to February in controlled conditions. Seedlings require 8–12 weeks to reach the transplanting stage, at which point they should have three to five pairs of true leaves. Transplanting is carried out when seedlings reach 4–5 pairs of true leaves. In mid-Himalayan conditions, transplanting typically occurs from April to June, while in temperate zones, planting is done in February-March (for summer flowering) and September-October (for winter flowering under polyhouses).

Micropropagation allows for the rapid multiplication of superior plants and is an effective way to ensure uniform, disease-free planting material (Ordogh et al., 2006), (Esizad SG et al., 2012). In vitro shoot regeneration can be achieved from various explants, including stems, leaves, and petals, facilitating large-scale propagation (Ruffoni et al., 1996).

Fertilization and Irrigation

Lisianthus is a heavy feeder, requiring high fertility levels in the soil, particularly nitrogen and potassium. Fertilization with a 15:0:15 N:P:K fertilizer is recommended. Additionally, feeding with liquid fertilizers containing 200 ppm of nitrogen and potassium during each irrigation helps promote strong growth. Careful irrigation is necessary to prevent both drought stress and over-watering, as either can lead to poor plant growth and reduced vase life.

Intercultural Operations

Pinching and staking are important cultural practices. Pinching, typically done 20-25 days after transplanting, can cause shorter stems and delay flowering. However, cutting back the plants after the first picking encourages a second flush of flowers. Staking with support netting (4 x 6 cm or 15 x 20 cm) is essential to support the long stems of the plant, especially for varieties with stems up to 120 cm long.

For optimal growth, plant spacing of 30 × 25 cm is recommended. Proper spacing enhances air circulation, reducing disease incidence and improving flower quality.

Harvesting and Postharvest Management

Lisianthus flowers should be harvested when one or more blooms are open, often after removing the first flowers that open to increase the number of flowers per stem. Harvesting should take place in the morning, when the plant tissue is cool, and the cut stems should be placed immediately into a bucket of tepid water (20°C) for rehydration. The stems can be stored at 4°C and treated with floral preservatives containing sucrose to extend their shelf life. Treatment with 10% sucrose for 24 hours post-harvest can increase the vase life by 40–50%. Under ideal conditions, the vase life of cut lisianthus ranges from 12 to 15 days, depending on the cultivar.

After treatment, flowers are graded based on stem length, flower size, bud count, and absence of defects. Common grades include Premium (60–75 cm), Standard (45–60 cm), and Short (30–45 cm). The flowers are wrapped in soft tissue or craft paper, placed in corrugated boxes with ventilation holes, and bundled in bunches of five or ten stems.

Pests, Diseases, and Disorders

Lisianthus is vulnerable to several diseases, including Botrytis blight, Fusarium wilt, Pythium root rot, and powdery mildew. Viral diseases such as Tomato Spotted Wilt Virus (TSWV) and Impatiens Necrotic Spot Virus (INSV) are also occasionally reported. Pests such as aphids, thrips, whiteflies, and spider mites can cause significant damage to the crop and also act as vectors for viral infections. Early pest management is crucial to prevent the spread of diseases.

Integrated Pest and Disease Management (IPDM) is essential for maintaining high yield and flower quality. Regular monitoring and a prompt spray program can help eliminate pests and protect the plants from fungal and viral infections.

Physiological Disorders

Lisianthus is prone to various physiological disorders, including rosetting and tip burn. Rosetting, characterized by a cluster of leaves with very short internodes, is typically caused by high temperatures during the seedling stage. To minimize rosetting, new cultivars such as 'Avila,' 'Balboa', and 'Catalina' have been developed with resistance to this disorder.

Tip burn, often caused by calcium deficiency, is another common issue. It occurs when the plant is unable to translocate sufficient calcium to the upper leaves, resulting in the death of leaf tips. To prevent tip burn, foliar sprays of calcium chloride or organic calcium solutions are recommended.

Conclusion

Eustoma grandiflorum is a highly valuable flower crop due to its attractive, long-lasting blooms and its versatility in both domestic and international markets. Its commercial success depends on adopting optimal agronomic practices, including cultivar selection, proper spacing, balanced fertilization, and efficient irrigation. With the

right conditions, lisianthus shows strong potential for profitable cultivation, particularly in regions like the Nilgiris and under polyhouse systems. By addressing the challenges of pests, diseases, and physiological disorders, lisianthus cultivation can contribute to the sustainable growth of the floriculture sector, especially in India.

References

Parke M. 1986. Horticulture, 32–34.

Esizad SG, Kaviani B, Tarang A and Zanjan SB. 2012. Pakistan Journal of Botany (POJ), 5(3): 314-319

Ordogh M, Jambor-Benczur E and Tilly-Mandy A. 2006. Acta Horticulturae, 725: 457–460

Roh MS, Halevy AH and Wilkins HF. 1989. Handbook of Flowering, Vol. VI. CRC Press, Boca Raton, Florida, pp. 322-327.

Ruffoni B, Giovannini A and Allavena A. 1996. Plant Physiology and Biochemistry (Special Issue FESSP Congress): 56.

INNOVATIVE AGRICULTURE
www.innovativeagriculture.in
ISSN : 3048 - 989X

Policies for Sustainable Agricultural Water Management

Naveen Kumar S[1], Keerthana Maveril[1], Pavan P. Panzade[1] & Amarpreet Singh[1]

[1]Ph. D. Scholar, Water Technology Centre, IARI, New Delhi-110012
Corresponding author: Naveen Kumar S

Introduction:

Out of 141.01 million hectare (mha) Net sown area, only 122.29 mha under Gross Irrigated Area with 79.31 mha of Net Irrigated Area which highlights the need of sustainable water management for expanding irrigation coverage. The policies which can improve Irrigated Area can be achieved through micro-irrigation to save water.

Irrigation Schemes in India:

Policies for Sustainable Agricultural Water Management

- **Pradhan Mantri Krishi Sinchayee Yojana (PMKSY)**
- **Rainfed Area Development Programme (RADP)**
- **Atal Bhujal Yojana (ATAL JAL)**
- **National Water Policy**
- **Mission Kakatiya**

1. **Pradhan Mantri Krishi Sinchayee Yojana (PMKSY):**

Launched year: 1st July, 2015

Supervising and monitoring agency:

Inter-Ministerial National Steering Committee (NSC) - overall guidance

National Executive Committee (NEC) - implementation, coordination, monitoring, and administration.

Motto: Har Khet Ko Paani

Aim: To expand cultivated area with assured irrigation, improve water use efficiency and reduce water wastage.

Objectives:

- Integration of water source, distribution and its efficient use, to make best use of water through appropriate technologies and practices.
- Expand cultivable area under assured irrigation (Har Khet Ko Pani) and enhance the access of physical farm water.
- Improve on – farm water use efficiency to reduce wastage.
- Enhance water saving technologies and precision – irrigation (More Crop Per Drop).
- Enhance recharge of aquifers and introduce sustainable water conservation practices.
- Ensure the integrated development of rainfed areas using the watershed approach towards soil and water conservation, ground water regeneration, arresting runoff, providing livelihood options and other NRM activities.
- Promote extension activities relating to water harvesting, water management and crop alignment for farmers and grass root level field functionaries.
- Explore the feasibility of reusing treated municipal waste water for peri-urban agriculture.
- Investments in irrigation at field level to achieve convergence.

Programme Components of PMKSY

1. **Accelerated Irrigation Benefit Programme (AIBP):** Speeds up the completion of major and medium irrigation projects.
2. **Har Khet Ko Pani:** Provides assured irrigation water to more agricultural land through the existing Command Area Development and Water Management (CADWM) programme.

3. **Per Drop More Crop:** Improves water use efficiency through drip and sprinkler irrigation.
4. **Watershed Development:** Conserves rainwater and soil moisture through watershed activities.

2. Rainfed Area Development Programme (RADP):

Launched year: 2014–15

Supervising and monitoring agency: State Agriculture Department (Nodal Agency), under the National Mission for Sustainable Agriculture (NMSA)

Motto: Sustainable and resilient farming in rainfed areas

Aim: To promote sustainable and climate-resilient agriculture in rainfed regions through integrated farming system (IFS) approaches.

Objectives:

- To improve productivity and income of rainfed farmers through agro-climatic zone–specific IFS models developed by ICAR.
- To enhance soil health, efficient rainwater usage and crop diversification while reducing climate risks such as droughts and floods.
- To generate on-farm employment, restore farmer confidence and improve livelihoods in arid, semi-arid and sub-humid regions.

Programme Components / Key Features:

1. Implemented as a sub-scheme of Rashtriya Krishi Vikas Yojana (RKVY).
2. Covers districts with less than 60% irrigated area, giving priority to rainfed agro-ecosystems.
3. Follows an area-based "watershed plus" approach with convergence of schemes like Mahatma Gandhi National Rural Employment Guarantee Scheme, PMKSY-Watershed Development Component, and RKVY.
4. Integrates crops, horticulture, livestock, fisheries, and allied value-added activities for sustainable income generation.

3. Atal Bhujal Yojana (ATAL JAL):

Launched year: 25th December, 2019

Supervising and monitoring agency: Ministry of Jal Shakti, Government of India, with support from the World Bank

Motto: Community-led sustainable groundwater management

Aim: To improve groundwater sustainability in water-stressed areas through community participation and demand-side water management.

Objectives:

- To strengthen groundwater governance through data transparency, planning, and local participation.
- To promote efficient water use, support the **Jal Jeevan Mission**, and improve agricultural water-use efficiency.
- To enhance groundwater levels and farmer livelihoods by encouraging sustainable practices and scheme convergence.

Programme Components:

1. **Institutional Strengthening and Capacity Building (₹1,400 crore):** Focuses on strengthening institutions, groundwater databases, scientific planning, and community capacity building.
2. **Incentive Component (₹4,600 crore):** Rewards States based on performance indicators such as water security planning, data disclosure, efficient water-use practices, convergence of schemes, and improvement in groundwater levels.

4. National Water Policy:

Launched year:

- First National Water Policy: 1987
- Revised Policies: 2002 and 2012
- Draft New National Water Policy: 2020

Supervising and monitoring agency: Ministry of Jal Shakti, Government of India; approved by the National Water Resources Council

Motto: Sustainable, equitable, and efficient management of water resources

Aim: To ensure optimal, sustainable, and integrated development and management of water resources for social, economic, and environmental needs.

Objectives:

- To prioritise drinking water, sanitation, food security, and ecological sustainability.
- To promote demand-side management, groundwater regulation, and decentralised governance.
- To enhance climate resilience through efficient water use, recycling, reuse, and community participation.

Programme Components / Key Policy Features:

- Early phase (1950s–60s): Infrastructure-led development through major irrigation and multipurpose river projects such as Bhakra–Nangal Project and Damodar Valley Corporation.
- Integrated phase (1970s–80s): Shift towards Integrated Water Resources Management, leading to the National Water Policy 1987.
- Reform phase (1990s–2000s): Focus on economic efficiency, environmental sustainability, demand management, and decentralisation under the National Water Policy 2002.
- Sustainability phase (2012): Recognition of water as an economic good, emphasis on climate change adaptation, environmental flows, groundwater regulation, water auditing, and public–private participation under the National Water Policy 2012.
- Draft NWP 2020: Strong focus on sustainability and resilience, promotion of less water-intensive crops, treated wastewater reuse, micro-irrigation, SCADA-based water delivery, rainwater harvesting, rejuvenation of traditional water bodies, and blue–green urban infrastructure.

5. **Mission Kakatiya:**

Launched year: 2014

Supervising and monitoring agency: Government of Telangana, led by the Panchayat Raj, Rural Development, and Rural Water Supply Departments

Motto: Revival of tanks for sustainable water security

Aim: To restore and rejuvenate minor irrigation tanks for improving water availability, agricultural productivity, and rural livelihoods.

Objectives:

- To restore 46,300 tanks and efficiently utilise 265 TMC of water allocated to minor irrigation in the **Godavari River** and **Krishna River** basins.
- To recharge groundwater, reduce farm power consumption, increase crop yields, and promote livestock-based livelihoods.
- To strengthen decentralized, community-based irrigation management and revive the rural economy.

Programme Components:

- Tank de-siltation and restoration of feeder channels.
- Re-sectioning of irrigation channels and repair of bunds, weirs, and sluices.
- Raising of Full Tank Level (FTL) to enhance storage capacity.
- Laying of about 1.26 lakh km of pipelines to supply drinking water to towns, villages, and industries.

Conclusion

Policies in India for sustainable agricultural water management shows a change from supply driven irrigation expansion to conservation, efficiency and participatory approaches. The integrated frameworks of all policies have moved towards efficient water use, groundwater sustainability, climate resilience and farmer involvement. Convergence of schemes, promotion of rainfed agriculture, revival of traditional water bodies and adoption of modern technologies together provide a holistic pathway to ensure long-term water security, sustainable agricultural productivity and rural livelihoods in the face of increasing water scarcity and climate change.

Reference:

1. https://static.pib.gov.in/WriteReadData/specificdocs/documents/2022/jul/doc20227169101.pdf
2. https://agriwelfare.gov.in/sites/default/files/RAD_Operational_Guidelines.pdf
3. Mission Kakatiya/District JOGULAMBA GADWAL, Government of Telangana/India
4. Atal Bhujal Yojana/Department of Water Resources, River Development and Ganga Rejuvenation
5. https://nwm.gov.in/sites/default/files/national%20water%20policy%202012_0.pdf

INNOVATIVE AGRICULTURE
www.innovativeagriculture.in
ISSN : 3048 - 989X

Metabolic Disorders Associated with Neurological Signs in Cattle

Dr. Nirbhay Bhawsar

M.V.Sc., ICAR- Indian Veterinary Research Institute, Bareilly

Abstract

Metabolic disturbances presenting with neurological manifestations constitute a significant health concern in cattle especially in high-producing dairy cows and intensively managed calves (Radostits et al., 2007). These conditions develop due to imbalances in minerals, vitamins, electrolytes or alterations in energy metabolism which disrupt neuronal function and neuromuscular coordination (Kaneko et al., 2008). Depending on the severity of the imbalance affected animals may exhibit signs ranging from mild behavioural abnormalities to severe convulsions, recumbency and coma (Constable et al., 2017). Such disorders negatively influence animal welfare, milk production and overall economic efficiency of dairy enterprises (Goff, 2006). The present article focuses on different metabolic disorders in which neurological signs are commonly encountered.

Keywords-Metabolic disorders, Neurological signs, Hypocalcaemia, Hypomagnesemia, Ketosis, Cerebrocortical necrosis, Dairy cattle.

Introduction

Metabolic disorders are commonly encountered in cattle during periods of increased physiological demand such as late gestation, early lactation and rapid growth. These conditions generally arise from disturbances in mineral balance, vitamin status, electrolyte concentration or alterations in energy metabolism which ultimately disturb cellular homeostasis. The nervous system is particularly vulnerable to these metabolic changes because neuronal function relies on a continuous supply of glucose, oxygen and precisely regulated electrolyte gradients. Any deviation from normal metabolic equilibrium can interfere with synaptic transmission, membrane excitability and neuromuscular coordination. Consequently affected animals may exhibit neurological manifestations including tremors, ataxia, seizures, altered consciousness and recumbency. In addition to neurological impairment these disorders may also reduce feed intake, milk yield and reproductive performance, thereby affecting overall herd productivity. Early recognition of clinical signs combined with proper nutritional management and timely therapeutic intervention is therefore essential for minimizing economic losses and maintaining animal health. A clear understanding of the metabolic basis of these conditions helps veterinarians and farmers implement effective preventive strategies in dairy herds.

Hypocalcaemia (Milk Fever)

Periparturient hypocalcaemia is a frequently encountered metabolic disorder in high-yielding dairy cows during the period surrounding parturition. The rapid increase in calcium requirement for colostrum secretion and initiation of milk production may surpass the animal's ability to mobilize calcium from skeletal reserves or absorb it efficiently from the digestive tract. Declining blood calcium levels impair neuromuscular transmission and reduce muscle contractility. Affected animals commonly exhibit progressive weakness, muscle tremors, decreased ruminal activity and eventual recumbency. In advanced cases the condition may progress to flaccid paralysis, coma and even death if therapeutic intervention is delayed. Gross pathological changes are typically minimal suggesting that the disorder is largely functional in nature and can be reversed with prompt treatment.

Hypomagnesemic Tetany

Hypomagnesemic tetany, commonly referred to as grass tetany or transport tetany, mainly occurs in lactating or stressed cattle consuming diets deficient in magnesium. Magnesium is essential for maintaining stability of nerve cell membranes and for controlling acetylcholine release at the neuromuscular junction. When serum magnesium levels decline neuronal excitability increases leading to hypersensitivity, muscle tremors and loss of coordination. Affected animals may also show jaw stiffness, convulsions and in severe situations sudden death. Post-mortem findings are usually minimal although mild degenerative alterations in renal tubules may sometimes be detected.

Ketosis and Nervous Form

Ketosis is frequently observed in early lactation when the energy demand for milk production exceeds dietary energy intake resulting in negative energy balance. Increased mobilization of adipose tissue leads to excessive production and accumulation of ketone bodies which can influence cerebral metabolism. Animals affected with the nervous form of ketosis may exhibit abnormal licking behaviour, excessive salivation, circling, aimless wandering and signs of apparent blindness. Continued negative energy balance commonly results in fatty infiltration of the liver which is considered a characteristic pathological lesion in affected cattle.

Electrolyte Imbalance and Osmotic Disorders

Electrolyte imbalances such as water intoxication or salt toxicity are commonly observed in calves and lead to osmotic disturbances that promote cerebral edema. Affected animals typically show restlessness, muscle tremors, seizures, opisthotonus and may eventually progress to coma. Histopathological examination often reveals brain swelling and laminar cortical necrosis. In a similar manner ruminal or metabolic acidosis associated with high concentrate feeding causes systemic acid–base imbalance along with dehydration and endotoxemia. Severe acidosis may result in depression and the development of secondary neurological manifestations in cattle.

Cerebrocortical Necrosis (Polioencephalomalacia)

Cerebrocortical necrosis is an important metabolic encephalopathy in young ruminants. The condition is commonly associated with thiamine deficiency or excessive dietary sulfur intake. Thiamine deficiency impairs cerebral glucose metabolism and results in neuronal necrosis and cerebral edema. Clinical signs include blindness, nystagmus, seizures, opisthotonus and recumbency. Gross lesions may include cortical softening and brain edema.

Vitamin A Deficiency

Vitamin A deficiency primarily affects growing cattle and interferes with retinal and optic nerve function. Affected animals may show night blindness and ocular dryness. Chronic deficiency may lead to optic nerve degeneration due to altered cerebrospinal fluid dynamics and increased intracranial pressure. Neurological manifestations may include incoordination and behavioral abnormalities in advanced cases.

Conclusion

Metabolic disorders presenting with neurological signs represent an important health issue in cattle especially in high-yielding dairy animals. These conditions develop due to imbalances in minerals, alterations in energy metabolism and deficiencies of vitamins or electrolytes which interfere with normal nervous system function. Early recognition of clinical signs along with balanced nutritional management during critical periods such as the transition phase and early lactation is essential. Prompt therapeutic measures and appropriate preventive feeding strategies can help reduce disease incidence, improve production performance and promote overall animal welfare.

References

Radostits, O. M., Gay, C. C., Hinchcliff, K. W., & Constable, P. D. (2007). *Veterinary medicine: A textbook of the diseases of cattle, horses, sheep, pigs and goats* (10th ed.). Saunders Elsevier.

Constable, P. D., Hinchcliff, K. W., Done, S. H., & Grünberg, W. (2017). *Veterinary medicine* (11th ed.). Elsevier.

Kaneko, J. J., Harvey, J. W., & Bruss, M. L. (2008). *Clinical biochemistry of domestic animals* (6th ed.). Academic Press.

Goff, J. P. (2006). Major advances in our understanding of nutritional influences on bovine health. *Journal of Dairy Science, 89*(4), 1292–1301.

Goff, J. P. (2008). The monitoring, prevention, and treatment of milk fever and subclinical hypocalcemia in dairy cows. *The Veterinary Journal, 176*(1), 50–57.

Duffield, T. F. (2000). Subclinical ketosis in lactating dairy cattle. *Veterinary Clinics of North America: Food Animal Practice, 16*(2), 231–253.

McDowell, L. R. (2000). *Vitamins in animal and human nutrition* (2nd ed.). Iowa State University Press.

Gould, D. H. (2000). Update on cerebrocortical necrosis. *Veterinary Clinics of North America: Food Animal Practice, 16*(2), 481–496.

McCoy, M. A., & Gill, M. (1999). Hypomagnesaemia in ruminants. *Irish Veterinary Journal, 52*, 108–113.

Horst, R. L., Goff, J. P., & Reinhardt, T. A. (2005). Strategies for preventing milk fever in dairy cattle. *Journal of Dairy Science, 88*(7), 2289–2300.

INNOVATIVE AGRICULTURE
www.innovativeagriculture.in
ISSN : 3048 - 989X

Regenerating Public and Planetary Health Through Restorative Agricultural Soil Practices

Kesamreddy Lokeshwar[1], Shubhiksha J. B[1], Mummasani Asritha[1], S. Dilip Kumar Reddy[2], Rajaram Choudhary[3], Sai Kumar Banoth[1]

[1]Ph.D Scholar, Department of Agronomy, Tamil Nadu Agricultural University, Coimbatore, Tamil Nadu, 641003, India.
[2]Dept. of Plant Pathology, College of Agriculture, Tadipatri, Andhra Pradesh.
[3]Ph.D Scholar, Department of Agronomy, Dr. Rajendra Prasad Central Agricultural University, Pusa, Samastipur, Bihar, 848125, India.
Corresponding Author: Kesamreddy Lokeshwar

Abstract

Modern industrial agriculture has enabled food production for a global population exceeding nine billion, yet it has imposed severe ecological and nutritional costs through intensive reliance on synthetic fertilizers, pesticides, and monoculture systems. These practices have accelerated soil degradation, reduced biodiversity, contaminated water resources, and contributed to the phenomenon of nutrient dilution in food. In response, regenerative agriculture has emerged as a holistic, nature-based approach that prioritizes soil health, ecosystem restoration, and climate resilience. By integrating practices such as cover cropping, no-till farming, composting, crop diversification, and agroforestry, regenerative systems aim to rebuild soil organic matter, enhance microbial activity, improve water retention, and sequester carbon, thereby transforming agriculture from a source of environmental stress to a driver of ecological recovery. Global examples, including China's Loess Plateau restoration, Zimbabwe's Farmer-Managed Natural Regeneration, France's agroecological transition, regenerative practices in the United States, and India's Zero Budget Natural Farming, demonstrate the scalability and adaptability of these approaches across diverse agroecosystems. Economically, regenerative agriculture offers cost reductions, yield stability, diversified income streams, and emerging opportunities such as carbon markets, supported by public and private incentives, policy frameworks, and growing consumer demand for sustainable products. However, widespread adoption remains constrained by challenges including limited long-term scientific validation, financial risks during transition, knowledge gaps, implementation complexity, inadequate market structures, and weak policy support. Addressing these barriers requires coordinated efforts involving research investment, farmer training, certification systems, financial incentives, and awareness campaigns that link soil health with human health and climate resilience. Ultimately, regenerative agriculture presents a viable pathway to achieve sustainable food systems, environmental restoration, and improved public health, provided that systemic support, stakeholder collaboration, and evidence-based scaling strategies are effectively implemented.

Key words: Regenerative agriculture, soil health, biodiversity, carbon sequestration

Introduction

Although modern industrial-scale agriculture has been successful in providing food for over nine billion people, the price that has been paid in terms of the ecology has been severe. The current chemical-based model, based on synthetic fertilizers and pesticides, has created a crisis in soil health, where soil is being degraded at a rate that is higher than its ability to renew itself, potentially causing a loss in food production capacity by 10% in the next 60 years. This imperfect model has led to the development of a state of affairs in which 38% of US sampled groundwater has nitrate levels that exceed the safe levels for human consumption (Dubrovsky, *et al*., 2010). Concurrently, the "nutrition dilution" phenomenon has led to a significant reduction in food quality, where the iron content of edible vegetables has been reduced by 20% since 1950 (Davis, *et al*., 2004). Regenerative agriculture has evolved from a dominant approach over nature to a nature-based, holistic approach centered on soil health. By working with nature, it creates a symbiotic relationship that feeds society and rebuilds ecosystems that support all life.

The Problems of Modern Industrial Agriculture

Widespread monocultures identified as key driver of declining soil biodiversity globally

The global loss of biodiversity found in soil can be directly correlated to monoculture practices, which reduce certain nutrient levels, increase disease risk and damage soil structure. This "efficient" model provides an unhealthy setting for beneficial microbes that are critical for nutrient cycles and disease management, leading to a range of consequences that go far beyond agricultural failure and into ecological and public health crises. There is an immediate need to change and implement regenerative practices that promote biodiversity and a symbiotic relationship between agriculture and the natural world.

Issues ranging from conservation agriculture to GMOs reviewed

We are in the midst of a high-stakes struggle between nature-based farming and high-tech solutions like GMOs. Conservation agriculture has its advantages in terms of the soil and water, but its sustainability has yet to be proven. Meanwhile, GMOs have consequences far beyond just crop yield, from food safety to social inequality. The question is how to balance these technologies with the environment to feed the world without hurting the planet.

Synthetic fertilizers and pesticides negatively impacting micro biota populations in soils

The unobtrusive but insidious impact of the use of synthetic fertilizers and pesticides on the micro-life of the soil. These chemicals increase food production and control pests, but they interfere with the vital microorganisms that play an indispensable role in the nutrient cycle of the food we eat. To conserve the fertility of the land, it is imperative that we adopt more environmentally friendly agricultural practices that will preserve these invisible but vital microorganisms.

What is Regenerative Agriculture?

Regenerative agriculture is an approach that seeks the regeneration of ecosystems by increasing the amount of organic matter, the number of microbes and the amount of water that can be retained. Regenerative agriculture is not just for food production but also for the removal of carbon from the atmosphere, the reduction of polluted water runoffs and the enhancement of regional climate resilience. The key practices of this type of agriculture include cover crops, no-till practices and composting.

Core practices

Regenerative agriculture has three practices that are chemical-free and work together to rebuild soil health. Cover crops are a living armor that prevents erosion and keeps nutrients from being washed out. No-till farming avoids tilling the soil, which can damage it. Compost is added to increase fertility. This is a change from a chemical-based solution to a sustainable and environmentally aware solution that utilizes its own biological strength.

Goals

Regenerative farming seeks to make farming a sustainable and self-sustaining process through four objectives. For instance, enhancing soil organic content makes the soil better for farming, thereby enhancing the second objective: improved water retention capacity, which protects against drought and improves water use efficiency. Thirdly, regenerative farming encourages increased activities in the soil, supporting microbes in the soil. Lastly, encouraging biodiversity in farming protects against pests and climate change. Regenerative farming transforms farming from a production process to a healing process for the environment.

Multi-benefit model: Regenerative agriculture has many benefits that extend far beyond the farm itself. By focusing on soil health, it converts farmland into a vast carbon sink, locking carbon into the soil to reduce the levels of greenhouse gases in the global atmosphere. Regenerative agriculture also creates a healthier landscape that can withstand extreme weather events, improving the resilience of the regional climate in the process. As such, it transforms the field of agriculture from a source of environmental pressure to one of ecological repair.

Global Success Stories of Transition to Regenerative Methods

1. **China's Loess Plateau:** Implemented agroforestry practices, contour plowing and check dams to prevent soil erosion, increase soil fertility and retain water.
2. **Zimbabwe's Farmer-Managed Natural Regeneration (FMNR):** Farmers use naturally regenerating trees to increase soil fertility, water infiltration rates, biodiversity and provide fodder for livestock.

3. **France's Agroecological Transition:** Diversified farming systems and reduced use of chemicals have improved soil health, water management practices, biodiversity and resilience to extreme weather events.
4. **United States' Gabe Brown's Regenerative Farming (North Dakota):** Regenerative farming practices using cover crops, diverse rotations and minimal soil disturbance.
5. **India's Zero Budget Natural Farming (ZBNF):** Subhash Palekar's natural farming practices without external inputs; mulching, cover crops and microbial inoculants increase soil fertility, reduce water consumption and increase crop resilience.

Regional case studies of farmers:

Case Study 1: Subhash Palekar in Maharashtra, India

Subhash Palekar, a farmer from Maharashtra, has developed Zero Budget Natural Farming, a form of regenerative farming in India. He abandoned costly conventional farming methods and developed a farming system based on natural principles rather than costly chemical products. By using methods like mulching, cover cropping and microorganisms, Subhash has restored the fertility of his land, which can even survive in severe drought conditions.

Subhash's experience has demonstrated that reducing the usage of agrochemicals has increased crop hardiness and profitability. He has become a prominent figure in the field of sustainable farming in India, inspiring thousands of farmers to adopt this form of farming.

Economically Viable Outcomes of Regenerative Agriculture:

1. **Cost Reductions:** Replacing expensive artificial inputs with natural ones like cover crops and rotations can reduce costs.
2. **Increased Yield Stability:** Improved soil structure can withstand harsh weather conditions, ensuring consistent harvests and financial security in the event of a drought or floods.
3. **Diversification Opportunities:** Regenerative farming provides opportunities for high-value market access and niche products.
4. **Carbon Market Opportunities:** Regenerative farming can sequester carbon in soils, generating revenue from carbon credits.

Public and Private Incentives Driving Adoption:

1. **Government Subsidies and Grants:** Governments provide financial support for farmers, which makes it easier for them to adapt regenerative practices.
2. **Conservation Programs:** Farmers who can demonstrate improvements in soil health, water quality and biodiversity can be rewarded.
3. **Market Demand and Certification:** The demand for regenerative or organic products can provide new markets for farmers who can command premium prices.
4. **Research and Extension Services:** Educational support for farmers can ensure their economic viability during the transition.
5. **Corporate Initiatives:** Food companies can provide stable contracts for farmers who commit to regenerative practices.
6. **Environmental & Climate Resilience:** Restoring soil health provides a global safety net against extreme weather events and sequesters carbon in the atmosphere.
7. **Biodiversity Conservation:** Crop diversification and habitat restoration create corridors for beneficial insects and wildlife.
8. **Economic & Market Viability:** Synthetic input reduction saves costs. With premium sustainable markets and new carbon revenue streams, regenerative farming is a lucrative business for farmers.
9. **Policy & Technical Initiatives:** Governments can redirect their subsidies to support soil health and water conservation. Combining traditional practices with data analytics and precision farming techniques can optimize farming.
10. **Educational Initiatives:** Strong educational programs for farmers can empower them to adapt techniques to their local contexts.

Broader Policy Framework:

1. **Incentives:** Offer direct payments, tax credits and subsidies to encourage farmers to be rewarded for service delivery by addressing issues like carbon sequestration and water conservation to help mitigate transition costs.
2. **Research and Development Funding:** Fund research and technology innovation to improve best practices and prove the benefits of regenerative methods' applicability in different climates.
3. **Regulation:** Reduce red tape and develop clear regenerative standards and labeling to safeguard environmental and social goals.
4. **Extension:** Fund technical support and education to provide hands-on guidance in soil health and crop rotations to help farmers succeed without synthetic products.

Subsidies and Financial Support:

1. **Transition Subsidies:** Governments can cover the costs of changing methods, such as providing subsidies for high-quality cover crop seeds, organic soil enhancers and equipment for no-till or precision farming.
2. **Risk Mitigation Programs:** New insurance products for regenerative agriculture can ease financial uncertainty during the learning curve, so a bad season does not stop a farm from transitioning.

Technical Training and Education:

1. **Training Programs:** Hands-on training programs for farmers provide them with skills in areas like soil, biodiversity and agro-ecology, so they don't just follow the trend but also understand the biological systems they work with.
2. **Educational Campaigns:** Government and NGO initiatives to raise awareness from field to table, to educate and create a combined desire for sustainability and garner support for the same.
3. **Academic Partnerships:** Working with academic institutions like universities and colleges to incorporate sustainability into their curriculum, so the next crop of agricultural leaders can lead from day one.

Challenges in Transitioning Beyond Organic Niche Branding

The transition toward regenerative agriculture faces several interconnected barriers that limit its adoption beyond niche organic markets. A major concern is the lack of long-term scientific validation to conclusively demonstrate improvements in soil health, biodiversity, and productivity. Farmers also encounter economic uncertainty, particularly during the transition phase when yields and income may fluctuate. Limited technical knowledge, inadequate training, and the complexity of implementing regenerative practices further discourage adoption. In addition, unclear certification systems, weak market access for premium products, and insufficient policy and regulatory support reduce incentives for large-scale transition. Communication gaps and lack of locally relevant success stories hinder trust-building among stakeholders. Broader systemic challenges include limited awareness of the links between soil health, nutrition, climate resilience, and public health, along with concerns related to food safety, antibiotic resistance, and community well-being.

Strategic Solutions to Accelerate Adoption

Addressing these challenges requires a coordinated, multi-sectoral approach. Strengthening scientific research through long-term studies and funding can validate regenerative outcomes, while financial support mechanisms such as subsidies and incentives can reduce transition risks for farmers. Capacity building through education, extension services, and simplified technical guidelines is essential to improve implementation. Establishing clear certification standards and improving market linkages can ensure fair pricing and consumer trust. Policy frameworks should promote ecosystem services like carbon sequestration and water conservation. Demonstration farms and region-specific success stories can enhance confidence and adoption. Integrating agriculture with public health initiatives, emphasizing nutrient-dense food, reduced chemical exposure, and climate resilience, can broaden its societal relevance. Furthermore, awareness campaigns involving farmers, scientists, healthcare professionals, and communities can strengthen the connection between environmental sustainability and human well-being, ultimately driving demand and scaling regenerative agriculture.

Conclusion

Regenerative agriculture has the potential to revolutionize farming, conservation and public health by addressing soil degradation and climate change through biodiversity and ecosystems. To do so, however, requires working

together: governments to provide supportive policies and subsidies, scientists and farmers to improve sustainable practices through science and outreach. In the future, success will be achieved by matching grassroots implementation with financial incentives and education. Breaking through the skepticism, investing in the soil, will bring harmony between farming and nature, which promises a future where nature supports human health.

References

Davis, D. R., Epp, M. D., & Riordan, H. D. (2004). Changes in USDA food composition data for 43 garden crops, 1950 to 1999. *Journal of the American College of Nutrition*, 23(6), 669–682.

Dubrovsky, N. M., Burow, K. R., Clark, G. M., Gronberg, J. M., Hamilton, P. A., Hitt, K. J., ... & Wilber, W. G. (2010). The quality of our Nation's waters, Nutrients in the Nation's streams and groundwater, 1992–2004. *US geological survey Circular*, *1350*(2), 174.

INNOVATIVE AGRICULTURE
www.innovativeagriculture.in
ISSN : 3048 - 989X

Nutrition is the Key to Strong Bones and a Healthy Future

Poonam Bakhetia and Khushpreet Kaur

Department of Food and Nutrition
College of Community Science, PAU, Ludhiana
Corresponding Author: Poonam Bakhetia

Osteoporosis means "porous bones." In this condition, bones lose their strength, become thinner, and can break very easily. A woman suffering from osteoporosis may break her bones even with small accidents such as slipping while working in the kitchen, falling while carrying water or lifting heavy loads.

This disease is called the "silent thief" because it steals bone strength slowly and quietly, without showing symptoms in the beginning. By the time pain or fractures appear, the damage is already severe.

Osteoporosis usually begins after the age of 40 years. Women are at higher risk because their bones are naturally smaller and lighter than men's. The risk increases further after menopause (45–50 years) when the female hormone estrogen decreases.

Women in rural areas are more vulnerable because:

- They often neglect their own diet while feeding the family.
- Limited access to milk, fruits and vegetables due to economic or seasonal reasons.
- Spending most of their time indoors, away from sunlight.
- Heavy household and farm work without proper nutrition.

Signs and Symptoms

Osteoporosis does not always show early signs, but some common symptoms include:

- Frequent back pain and joint pain
- Gradual loss of height (becoming shorter)
- Bent back or hunched posture
- Bones breaking even after a small fall or minor accident
- Weakness and difficulty in carrying out daily work

Role of Calcium and Vitamin D in Bone Health

Our bones are the storage bank of calcium. If the diet does not provide enough calcium, the body pulls it from the bones, making them hollow. Vitamin D is equally important because it helps the body absorb and use calcium properly. Without these two nutrients, bones cannot remain strong.

Recommended Dietary Allowance (RDA) for Calcium and vitamin D

- **Calcium:**
  - ✓ Adult women – 1000 mg/day
  - ✓ After menopause – 1200 mg/day
- **Vitamin D:** 600 IU (15 µg/day)

Sources of Calcium

Rural households can easily add calcium-rich foods without much expense:

- **Milk and Milk Products** – One glass of milk gives approx. 300 mg calcium. Curd, *lassi, paneer* are equally good. If fresh milk is lessavailable buttermilk is also useful.
- **Green Leafy Vegetables** – *Sarson, bathua, methi, palak*, drumstick (sahjan) leaves. Adding these to *dal, chapati* dough or *paratha* increases nutrition.
- **Seeds and Millets** – *Til* (sesame seeds), *ragi* (finger millet/mandua), *bajra*, amaranth. Using *ragi* flour for *rotis* or *til laddoos* with jaggery is a tasty and cheap way to add calcium.
- **Pulses and Legumes** – *Chana, lobia, rajma*, soybean. Sprouted chana is especially rich in calcium and is easy to digest.

- **Nuts** – Groundnuts and almonds are small but powerful calcium sources.
- **Fish with bones** – An excellent source.

Practical Tips:

- Do not throw away the water after boiling vegetables; use it in soups or curries because it contains dissolved minerals like calcium.
- Cook leafy greens with little oil to improve calcium absorption.
- Don't consume iron and calcium sources together.

Sources of Vitamin D

Vitamin D is harder to get from food, but two simple practices can help:

1. **Sunlight–***The Free Medicine*: Sitting in the early morning sun for 20–30 minutes daily on exposed areas of the face, arms, and legs helps the body make vitamin D naturally.
2. **Foods that Provide Vitamin D**
   - ✓ Eggs (preferably yellow part)
   - ✓ Fish and liver (where eaten)
   - ✓ Fortified foods like fortified milk, oils, and flour (now available in many villages).

Practical Tips:

- Encourage children and women to play or work in early morning sunlight instead of always staying indoors.
- Use fortified foods when available through markets or government programs.

Other Nutrients that Support Bones

Besides calcium and vitamin D, certain other nutrients can help:

- **Protein** – from milk and milk products, pulses, soybean, eggs, and nuts.
- **Magnesium and phosphorus** – from whole grains, nuts, pulses, and seeds.
- **Vitamin C** – from amla, guava, citrus fruits, which help in calcium absorption.

Simple Nutrition Rules for Strong Bones

1. Drink 1–2 glasses of milk or curd daily.
2. Include at least one green leafy vegetable in the daily diet.
3. Mix *ragi or bajra* flour with wheat flour for *rotis.*
4. Use *til, chana,* and jaggery in traditional snacks.
5. Sit in early morning sunlight daily for natural vitamin D.
6. Encourage a balanced diet with pulses, cereals, vegetables, and fruits.

Conclusion

Osteoporosis is preventable with good nutrition and lifestyle. Rural women need not spend extra money—milk, greens, pulses, *til, ragi,* and sunlight are already within their reach. By eating wisely and regularly, women can protect their bones and stay strong Even they can lead an independent and healthy life.

Remember: "Right Food Today–Strong Bones Tomorrow-Strong Women, Strong Families."

INNOVATIVE AGRICULTURE
www.innovativeagriculture.in
ISSN : 3048 - 989X

Role of Pod Shattering Resistance in Crop Improvement

Deepak Bijarniya

PhD Scholar, Division of Genetics and Plant Breeding, CSA University of Agriculture and Technology, Kanpur, Uttar Pradesh, India

Abstract

Pod shattering is the spontaneous dehiscence of mature seeds from the pod. It is a critical evolutionary trait for seed dispersal in wild crop plants but serves as a major bottleneck in modern crop production. This review examines the multifaceted role of pod shattering resistance in enhancing agricultural productivity and climate resilience. Mechanistically, shattering is driven by enzymatic cell wall degradation within the dehiscence zone (DZ) and mechanical tension generated by differential tissue desiccation. In crops such as soybean (*Glycine max*), oilseed rape (*Brassica napus*) and cowpea (*Vigna unguiculate*) pod shattering leads to significant yield loss ranging from 5% to 50% and complicates harvesting logistics.

Advancements in molecular biology, particularly through the *Arabidopsis* model, have elucidated the genetic architecture of shattering, identifying key regulatory genes such as SHP, IND, and ALC. Moreover, the discovery of major quantitative trait loci (QTLs) like Pdh1 in soybean and sh4 in rice has transitioned breeding efforts from phenotypic observation to precision molecular techniques. As climate change exacerbates shattering risks through increased vapour pressure deficits (VPD), the integration of Marker-Assisted Selection (MAS) and CRISPR/Cas9 gene editing is highlighted as a primary strategy for developing "shatter-proof" varieties. Ultimately, improving pod shattering resistance is essential for minimizing field losses and ensuring global food security in an increasingly unpredictable environment.

Keywords: Pod shattering, Dehiscence zone, Crop improvement, CRISPR/Cas9, Climate resilience,

1. Introduction

Pod shattering is the spontaneous opening of mature pods at maturity, leading to the dispersal of seeds. While this trait is an evolutionary advantage for wild crop plants to ensure the propagation of the next generation and their adaptation under diverse growth conditions, in crop plants indehiscence is a preferred trait, because dehiscent fruits make harvesting difficult and often lead to significant production losses. Therefore, shattering was likely to be one of the first traits strongly selected against by early agriculture scientists. Although a critical trait, not all seed crops have completely indehiscent fruits. In order to improve beneficial traits such as disease resistance and stress tolerance, breeders are often required to utilise wild crop material, which is prone to shattering. In domesticated crops, pod shattering results in substantial yield losses, reduced harvesting efficiency, and the emergence of volunteer weeds in subsequent seasons.

2. The Biological Mechanism of Pod Shattering

Pod shattering is a complex developmental process controlled by genetic, hormonal and environmental factors. It primarily occurs at the dehiscence zone (DZ), a specialized layer of cells located at the junction of the pod valves.

- **Cell Wall Degradation:** As the pod matures, enzymes such as cellulases and polygalacturonases break down the middle lamella of the cells in the DZ.
- **Mechanical Tension:** Differential drying of the various layers of the pod wall (the exocarp, mesocarp, and endocarp) creates physical tension. In many legumes and crucifers, the lignification of the "shattering layer" provides the mechanical force required to "spring" the pod open once the DZ is weakened.

3. Impact on Global Agriculture

The transition from shattering to non-shattering was a cornerstone of the domestication syndrome. However, many high-value crops, particularly oilseeds and legumes still suffer from "sub-optimal" resistance.

3.1 Yield Loss

In crops like oilseed rape (*Brassica napus*) and soybean (*Glycine max*), shattering losses can range from 5% to 25% under normal conditions, climbing as high as 50% or more during extreme weather events (e.g., high winds or heavy rain) or delayed harvests.

3.2 Harvesting Constraints

Farmers are often forced to harvest early to avoid shattering, which leads to:

- Higher moisture content in seeds (requiring costly drying).
- Presence of immature seeds, reducing oil quality or protein content.
- Inability to use direct heading (combine harvesting) effectively.

4. Genetic Architecture of Shattering Resistance

The discovery of the genetic basis for shattering has allowed breeders to move from phenotypic selection to precision molecular breeding.

The Arabidopsis Model

Much of our understanding comes from *Arabidopsis thaliana*. Key genes include:

- Shatterproof (SHP1/SHP2): MADS-box genes that specify the identity of the DZ.
- Indehiscent (IND) and Alcatraz (ALC): Regulate cell separation and the formation of the lignified layer.

Major Crops

- Soybean: The Pdh1 gene is a major QTL (Quantitative Trait Locus) associated with pod dehiscence. Varieties carrying the recessive *pdh1* allele show significantly higher resistance to shattering in arid environments.
- Canola/Oilseed Rape: Researchers have targeted the BnIND and BnSHP orthologs to create "shatter-proof" varieties using CRISPR/Cas9 gene editing.
- Rice: The sh4 mutation was a pivotal discovery, showing how a single nucleotide substitution reduced the formation of the abscission layer, allowing rice grains to stay attached to the panicle.

5. Environmental Influences

Pod shattering is highly sensitive to Vapour Pressure Deficit (VPD). As humidity drops and temperatures rise, the rapid desiccation of the pod valve increases the mechanical strain on the DZ. Climate change poses a significant threat here; as growing regions become warmer and drier, the "harvest window" (the time between crop maturity and catastrophic shattering) shrinks. Breeding for shattering resistance is, therefore, an essential component of climate-resilient agriculture.

6. Breeding Strategies and Future Directions

6.1 Conventional Breeding

Historically, breeders selected for "indehiscent" types by observing plants in the field during dry spells. While effective, this is slow and environmentally dependent.

6.2 Marker-Assisted Selection (MAS)

By using molecular markers for genes such as Pdh1 or sh4, breeders can screen thousands of seedlings for shattering resistance without waiting for the plant to mature.

6.3 Gene Editing (CRISPR/Cas9)

This represents the frontier of shattering resistance. By "knocking out" the genes responsible for cell wall degradation in the DZ, researchers can create crops that remain intact even when fully dry, allowing for more flexible harvest schedules.

7. Conclusion

Pod shattering resistance is not merely a convenience for the farmer; it is a critical factor in global food security. Reducing "field loss" is one of the most efficient ways to increase total caloric output without expanding agricultural land. Future research must focus on the interaction between genetic resistance and fluctuating environmental conditions to ensure that the crops of tomorrow can withstand a warming world.

References:

Bijarniya, D., Shafi, S., Zaffar, A., Riyaz, I., Fatima, S., Zargar, S. M., ... & Sofi, P. A. (2024). Identification of resistant sources for pod shattering in a cowpea (Vigna unguiculata L.) core collection using a modified screening system based on weighted level scores using random impact method. *Plant Genetic Resources*, *22*(6), 378-384.

Dong, Y., & Wang, E. Z. (2015). Genetic control of seed shattering during plant domestication. *Frontiers in Plant Science*, *6*, 1062.

Funatsuki, H., Suzuki, M., Kaneko, A., Hajika, M., Sayama, T., Ishimoto, M., Fujino, K., & Sato, Y. (2014). Genetics of pod dehiscence in soybean: identification of *Pdh1* as a major QTL. *Theoretical and Applied Genetics*, *127*(7), 1513–1526.

Hofmann, N. R. (2012). The biology of seed dispersal and dehiscence. *The Plant Cell*, *24*(7), 2415.

Li, R., Fu, D., Hu, B., Fang, Z., Chen, Y., & Kou, S. (2018). CRISPR/Cas9-mediated mutagenesis of *BnIND* genes results in pod shatter resistance in *Brassica napus*. *Plant Biotechnology Journal*, *16*(7), 1281–1287.

INNOVATIVE AGRICULTURE
www.innovativeagriculture.in
ISSN : 3048 - 989X

RECENT ADVANCES IN DIGITAL SOIL MAPPING

T. Tarun Kshatriya

Department of Soil Science & Agricultural Chemistry, Tamil Nadu Agricultural University, Coimbatore – 641003, Tamil Nadu, India

Abstract

Digital Soil Mapping (DSM) has emerged as a transformative approach in modern soil science, integrating geospatial technologies, statistical modelling, and environmental covariates to predict soil properties across landscapes with improved accuracy and efficiency. Traditional soil mapping methods, which relied heavily on field surveys and expert judgment, were often time-consuming, labour-intensive, and limited in spatial resolution. In contrast, DSM leverages advancements in remote sensing, geographic information systems (GIS), machine learning, and big data analytics to generate high-resolution, quantitative soil information. Recent developments have further enhanced DSM capabilities, particularly through the integration of hyperspectral imaging, proximal soil sensing, cloud computing platforms, and artificial intelligence-driven predictive models. These innovations enable dynamic soil mapping, real-time monitoring, and improved decision-making in agriculture, environmental management, and climate change mitigation. This paper provides a comprehensive overview of recent advances in DSM, including emerging data sources, modelling techniques, validation strategies, and applications. It also discusses current challenges such as data scarcity, uncertainty quantification, and scalability, along with future prospects for integrating DSM into sustainable land management frameworks.

Keywords: Digital Soil Mapping, Machine Learning, Remote Sensing, Soil Spatial Variability

Introduction

Soil is a fundamental natural resource that supports agricultural productivity, ecosystem functioning, and environmental sustainability. Understanding the spatial variability of soil properties is essential for effective land management, precision agriculture, and environmental monitoring. Traditional soil mapping methods, based on field surveys and expert knowledge, have historically provided valuable information but are often limited in spatial detail, reproducibility, and scalability. These conventional approaches are time-intensive and may not adequately capture the complex heterogeneity of soils across different landscapes.

Digital Soil Mapping (DSM) has emerged as a modern alternative that addresses these limitations by combining soil observations with environmental covariates and predictive modelling techniques. DSM is defined as the process of creating spatially explicit soil information using quantitative relationships between soil properties and environmental factors such as climate, topography, vegetation, and parent material. The conceptual framework of DSM is rooted in the soil-forming factors described by Jenny, often expressed through the SCORPAN model (Soil, Climate, Organisms, Relief, Parent material, Age, and spatial position).

Over the past two decades, rapid advancements in geospatial technologies, computational power, and data availability have significantly enhanced the capabilities of DSM. The proliferation of remote sensing platforms, including satellite and UAV-based sensors, has provided high-resolution, multi-temporal datasets that capture soil and land surface characteristics. Additionally, the integration of machine learning algorithms has revolutionized the predictive modelling aspect of DSM, enabling the handling of complex, nonlinear relationships between soil properties and environmental variables.

Recent advances in DSM are characterized by the incorporation of big data analytics, cloud-based platforms, and real-time monitoring systems. These developments have facilitated the creation of global soil databases, high-resolution soil maps, and dynamic soil monitoring frameworks. Furthermore, the growing emphasis on sustainable agriculture and climate resilience has increased the demand for accurate and timely soil information, further driving innovation in DSM.

This paper explores the recent advances in digital soil mapping, focusing on technological innovations, methodological improvements, and practical applications. It also highlights the challenges and future directions in the field, emphasizing the need for interdisciplinary approaches to address complex soil-related issues.

Recent Advances in Digital Soil Mapping

The evolution of digital soil mapping has been driven by advancements in data acquisition technologies, computational methods, and modelling frameworks. One of the most significant developments in DSM is the increased availability of high-resolution environmental covariates derived from remote sensing. Satellite platforms such as Landsat, Sentinel, and MODIS provide multispectral and hyperspectral data that are instrumental in capturing soil characteristics such as moisture content, organic matter, and mineral composition. The use of hyperspectral imaging, in particular, has enabled the detection of subtle variations in soil properties by analysing continuous spectral signatures.

Unmanned Aerial Vehicles (UAVs) have further enhanced data acquisition capabilities by providing ultra-high-resolution imagery at local scales. UAV-based sensors allow for flexible and cost-effective data collection, making them suitable for site-specific applications such as precision agriculture and soil health monitoring. The integration of UAV data with ground-based measurements has improved the accuracy and reliability of soil property predictions.

Another major advancement in DSM is the use of proximal soil sensing technologies. Instruments such as electromagnetic induction sensors, ground-penetrating radar, and visible-near infrared (Vis-NIR) spectroscopy enable rapid, non-destructive assessment of soil properties in the field. These technologies provide continuous measurements, allowing for detailed mapping of soil variability within agricultural fields. The combination of proximal sensing data with remote sensing and GIS has significantly enhanced the spatial resolution and accuracy of DSM outputs.

Machine learning and artificial intelligence have played a pivotal role in advancing DSM methodologies. Traditional statistical methods such as linear regression and kriging have been supplemented or replaced by more sophisticated algorithms, including Random Forest, Support Vector Machines, Gradient Boosting, and Artificial Neural Networks. These models are capable of capturing complex, nonlinear relationships between soil properties and environmental variables, resulting in improved predictive performance. Ensemble modelling approaches, which combine multiple algorithms, have also been employed to reduce model uncertainty and enhance robustness.

Deep learning techniques, particularly convolutional neural networks (CNNs), have recently gained attention in DSM for their ability to process spatial data and extract meaningful features from large datasets. These models are especially useful in analysing high-resolution imagery and identifying patterns that may not be apparent through traditional methods. The integration of deep learning with geospatial data has opened new avenues for automated soil mapping and classification.

Cloud computing platforms such as Google Earth Engine and Amazon Web Services have revolutionized data processing and analysis in DSM. These platforms provide access to vast datasets and powerful computational resources, enabling the processing of large-scale geospatial data in a relatively short time. Researchers can now perform complex analyses, generate high-resolution maps, and share results more efficiently than ever before.

Another notable advancement is the development of global and regional soil information systems. Initiatives such as SoilGrids and the Global Soil Partnership have produced high-resolution global soil maps that provide valuable information for research and policy-making. These databases integrate data from multiple sources and use advanced modelling techniques to generate consistent and reliable soil information at various spatial scales.

Uncertainty quantification has also become an important aspect of DSM. Recent studies have focused on assessing and communicating the uncertainty associated with soil predictions, which is critical for informed decision-making. Techniques such as Bayesian modelling, bootstrapping, and cross-validation are commonly used to evaluate model performance and quantify prediction uncertainty.

Integration of Digital Soil Mapping with Emerging Technologies

The integration of DSM with emerging technologies has further expanded its applications and capabilities. One such integration is with precision agriculture, where DSM provides detailed soil information that supports site-

specific management practices. Farmers can use DSM outputs to optimize fertilizer application, irrigation, and crop selection, thereby improving productivity and reducing environmental impact.

The use of Internet of Things (IoT) devices in soil monitoring has enabled real-time data collection and analysis. Soil sensors connected to IoT networks can continuously monitor parameters such as moisture, temperature, and nutrient levels. This data can be integrated with DSM models to provide dynamic soil maps that reflect current conditions.

Geostatistical modelling techniques have also evolved, incorporating spatio-temporal analysis to account for changes in soil properties over time. This is particularly important in the context of climate change, where soil conditions are influenced by changing weather patterns and land use practices. Dynamic DSM models can help predict future soil conditions and inform adaptive management strategies.

The application of DSM in environmental monitoring has gained prominence, particularly in the assessment of soil pollution and land degradation. DSM techniques are used to map the distribution of heavy metals, organic contaminants, and other pollutants in soils. These maps are essential for risk assessment, remediation planning, and policy development.

Challenges in Digital Soil Mapping

Despite significant advancements, DSM faces several challenges that need to be addressed. One of the primary challenges is the availability and quality of soil data. In many regions, especially in developing countries, soil data is sparse or outdated, limiting the accuracy of DSM models. Efforts to standardize data collection and improve data sharing are essential to overcome this limitation.

Another challenge is the complexity of soil systems, which are influenced by multiple interacting factors. Capturing these interactions in predictive models remains a difficult task, particularly when dealing with heterogeneous landscapes. Model overfitting and lack of generalization are common issues that need to be addressed through careful model selection and validation.

Uncertainty in DSM outputs is another critical concern. While recent advances have improved uncertainty quantification, effectively communicating this uncertainty to end-users remains a challenge. Decision-makers need clear and reliable information to make informed choices, and uncertainty must be presented in a meaningful way.

Scalability is also a concern, particularly when applying DSM techniques at regional or global scales. Processing large datasets requires significant computational resources, and ensuring consistency across different spatial scales can be challenging.

Future Prospects

The future of digital soil mapping lies in the continued integration of advanced technologies and interdisciplinary approaches. The development of hybrid models that combine machine learning with process-based models is expected to improve prediction accuracy and interpretability. Advances in sensor technology and data acquisition will further enhance the quality and resolution of soil data.

The use of artificial intelligence and big data analytics will continue to play a central role in DSM, enabling the processing of complex datasets and the generation of real-time soil information. Collaborative efforts among researchers, policymakers, and stakeholders will be essential to promote data sharing and standardization.

The integration of DSM with climate models and decision support systems will provide valuable insights into the impacts of climate change on soil resources. This will support the development of sustainable land management practices and contribute to global efforts in achieving food security and environmental sustainability.

Conclusion

Digital Soil Mapping has revolutionized the way soil information is generated, analysed, and applied. Recent advances in remote sensing, machine learning, proximal sensing, and cloud computing have significantly enhanced the accuracy, efficiency, and scalability of DSM. These developments have enabled the creation of high-resolution soil maps that support a wide range of applications, from precision agriculture to environmental monitoring.

Despite these advancements, challenges related to data availability, model complexity, uncertainty, and scalability remain. Addressing these challenges will require continued innovation, collaboration, and investment

in research and infrastructure. The integration of DSM with emerging technologies such as IoT, artificial intelligence, and climate modelling holds great promise for the future.

As the demand for accurate and timely soil information continues to grow, DSM will play a critical role in supporting sustainable land management and environmental conservation. By leveraging recent advances and addressing existing challenges, DSM has the potential to contribute significantly to global efforts in achieving sustainable development goals.

INNOVATIVE AGRICULTURE
www.innovativeagriculture.in
ISSN : 3048 - 989X

Harnessing Artificial Intelligence for Transforming Indian Agriculture: Strategic Role of Krishi Vigyan Kendras

Devajit Borthakur

Krishi Vigyan Kendra, Dibrugarh

Agriculture has long stood as the major contributor of India's economy and society, gradually changes from ancient indigenous practices—rooted in traditional agro-ecological wisdom—to the disruptions of colonial agronomy, and subsequently to modern scientific innovations. India's agriculture boasts remarkable progress in crop diversity and overall production, excelling in staples like cereals, pulses, spices, and horticulture. Yet, the sector faces multiple challenges including climate variability, declining soil health, fragmented landholdings, pest outbreaks, and market uncertainties. In this context, Artificial Intelligence (AI) has emerged as a transformative technology capable of revolutionizing agricultural practices by enabling precision, efficiency, and data-driven decision-making.

Artificial Intelligence refers to the simulation of human intelligence in machines that can analyze data, recognize patterns, learn from experience, and make decisions. In agriculture, AI technologies such as machine learning, computer vision, remote sensing, robotics and predictive analytics are being increasingly applied to improve productivity, sustainability, and profitability.

Krishi Vigyan Kendras (KVKs), as frontline agricultural extension institutions in India and with its strong network of 731 all over India, are uniquely positioned to bridge the gap between advanced technologies and farmers. This article explores the impact of AI in agriculture and outlines the strategic role of KVKs in harnessing its full potential.

Evolution of AI in Agriculture

The application of AI in agriculture has evolved significantly over the past. The integration of satellite imagery and GIS for crop monitoring may be regarded as the first step towards practical application of AI in agriculture. Gradually, development of AI-based pest and disease detection tools, emergence of precision farming techniques, use of drones and robotics in farm operations and adoption of big data analytics for yield prediction and market forecasting widen the scopes of AI in agriculture. AI can help farmers decide what to sow, when to sow, how much input to use, and when to harvest. The convergence of AI with Internet of Things (IoT), cloud computing, and mobile technologies has further accelerated its adoption in agriculture. The following key aspects in agriculture may be immensely benefited from application of AI in agriculture in near future:

- Precision Farming: By turning data from GPS, sensors, satellites, and drones into actionable farm-level insights.
- Crop Health Monitoring.
- Early and easy detection of pest and crop diseases.
- Round the clock crop surveillance for high value crop
- Yield Prediction and Forecasting
- Smart Irrigation Systems
- Agricultural Robotics
- Supply Chain Optimization and
- Market Intelligence to improve prize realization for farmers.

Indian agriculture which is more rain fed agriculture in nature, AI bears special significance. AI analyses weather and climate data to predict changing rainfall patterns, temperature variations, and extreme events and thus enables farmers to cope with the vagaries of nature.

Challenges in Adoption of AI in Indian Agriculture

Despite its potential, several challenges hinder the widespread adoption of AI in agriculture in India viz

- Limited digital literacy among farmers

- Inadequate infrastructure and internet connectivity
- High initial investment costs
- Lack of localized AI solutions
- Data privacy and security concerns
- Inadequate presence of profitable FPC/FPO to invest in infrastructure development required for use of AI.

Role of Krishi Vigyan Kendras (KVKs)

KVKs serve as the grassroots-level extension system in India, focusing on technology assessment, refinement, and demonstration. They play a critical role in translating scientific innovations into practical applications for farmers. KVKs may play a major role in induction of AI in agriculture by technology demonstration, capacity building, creating digital advisory services, data collection and validation, collaboration with startups and intuitions and by providing the required support in policy development and implementation of projects on AI in agriculture.

To harness the immense potentiality, KVKs may initiate the process by setting AI based model laboratory within KVK premises and design AI solutions that are user-friendly, affordable, and relevant to small and marginal farmers. Once initial work is completed KVK may increase the momentum by improving digital infrastructure, including internet connectivity and access to devices along with the training of the state extension functionaries on use of AI in agriculture.

Natural Farming (NF) is gaining momentum in India as a sustainable alternative to conventional agriculture KVKs are playing the key role in propagating the concepts of NF to the grass root level. NF emphasizes the use of locally available bio-inputs, ecological balance, and minimal external inputs and thus crate minimum risk to soil and environment due to agro-practices. However, its success depends heavily on timely decision-making, ecological understanding, and continuous monitoring—areas where Artificial Intelligence (AI) can play a transformative role. AI can assist in converting complex ecological data into simple, actionable advisories, making Natural Farming more precise, scalable, and farmer-friendly. AI has the potential to make Natural Farming more scientific, precise, and scalable without compromising its ecological principles.

Major India-Specific AI & Digital Agriculture Schemes:

Digital Agriculture Mission (DAM), National Pest Surveillance System, AgriStack, Krishi Decision Support System (KDSS), Bharat-VISTAAR (Virtually Integrated System to Access Agricultural Resources, a multilingual AI tool launched in 2026) are the key interventions of Govt. of India to accelerate the application of AI in India agriculture

Case Studies and Success Stories:

Several initiatives demonstrate the potential of AI in agriculture

1. AI-Based Sowing Advisory by Microsoft & ICRISAT: Developed an AI powered sowing advisory system in ground nut, where sowing is critical for successful harvest, based on 30+ years of climate data, soil moisture conditions and weather forecasts. Now Farmers received SMS advisories in local languages indicating the optimal sowing window.
2. AI-Powered Crop Advisory & Pest Management – Wadhwani AI: Wadhwani AI developed multiple AI solutions such as:
   - Krishi Saathi & Kisan e-Mitra: AI chatbots providing real-time crop advisories
   - Agri AI Collect: Voice-based system for digitizing farm data
   - AI models for pest and disease detection and weather-based advisories

Now this system has Reached 1 million+ farmers across India enabling real-time crop monitoring and advisory services.

Other notable real world case studies are: Microsoft Project Farm Vibes (Baramati, Maharashtra), AI Cluster Farming (Vidarbha), AI Disease Detection (IIIT Allahabad) and ANNAM.AI (IIT Ropar Initiative).

At individual level, "*Farm Again*", a Tamil Nadu-based startup, leveraged solar-powered sensors to monitor soil moisture, irrigation, and fertilizer use in real time through a mobile platform and encouragingly, only indigenous equipments were used that drastically reduced the cost involved.

Conclusion

Artificial Intelligence has the potential to transform Indian agriculture by enhancing productivity, sustainability, and resilience. However, its successful adoption depends on effective dissemination, capacity building, and localization of technologies.

AI does not always require high-end infrastructure—even SMS and voice-based systems can deliver high impact. Krishi Vigyan Kendras are central to this transformation. By embracing AI and integrating it into their activities, KVKs can empower farmers, bridge technological gaps, strengthen decision making in every stage of agricultural value chain and can contribute to the development of a modern, sustainable agricultural system in India.

INNOVATIVE AGRICULTURE
www.innovativeagriculture.in
ISSN : 3048 - 989X

The Global Ban Ends Here: India and the Rise of Prohibited Industries

Dr. Ramesh N. Dhawale

Assistant Professor
Vilasrao Deshmukh College of Agricultural Biotechnology, Latur,
Vasantrao Naik Marathwada Agricultural University, Parbhani, Maharashtra, India

Global environmental and public-health governance has evolved rapidly over the last three decades. Scientific evidence has driven many countries-especially in Europe and North America-to **ban or strictly regulate hazardous industries, chemicals, and products** shown to cause long-term harm to humans and ecosystems. However, a concerning global trend has emerged: **industries restricted or banned in developed countries often relocate to developing economies**, where regulatory frameworks may be weaker or enforcement less stringent.

India, as one of the world's fastest-growing economies and a major manufacturing hub, has increasingly become a destination for such businesses. While industrial growth contributes to employment and economic development, the continued operation of **globally banned or restricted industries in India raises serious ethical, environmental, and public-health concerns**.

Why Do Banned Industries Move to India?

Several structural factors explain why industries restricted elsewhere continue to operate in India:

- **Regulatory gaps**: India lacks specific standards for many emerging pollutants (e.g., PFAS, endocrine disruptors).
- **Cost advantages**: Lower land, labor, and compliance costs.
- **Weak enforcement**: Environmental laws exist but enforcement capacity is often limited.
- **Technology transfer loopholes**: Old machinery and production processes banned elsewhere are legally sold and reinstalled.
- **Economic priorities**: States often prioritize investment and employment over long-term environmental risks.

This phenomenon is often described as **"pollution outsourcing"** or **"regulatory arbitrage."**

3. PFAS (Forever Chemicals) Industry

Global Status

PFAS (Per- and Polyfluoroalkyl Substances) are banned or heavily restricted in:

- European Union (PFOS, PFOA, class-wide restrictions proposed)
- United States (drinking water limits, manufacturing phase-outs)
- Several OECD countries

Status in India

India currently has:

- **No PFAS-specific drinking water standards**
- No comprehensive ban on PFAS manufacturing
- Limited monitoring capacity

A notable example is the **relocation of PFAS production technology from Europe to Maharashtra**, despite the chemicals being linked to cancer, immune suppression, and developmental disorders.

Impact:

- Persistent groundwater contamination
- Bioaccumulation in food chains
- Long-term public health risks

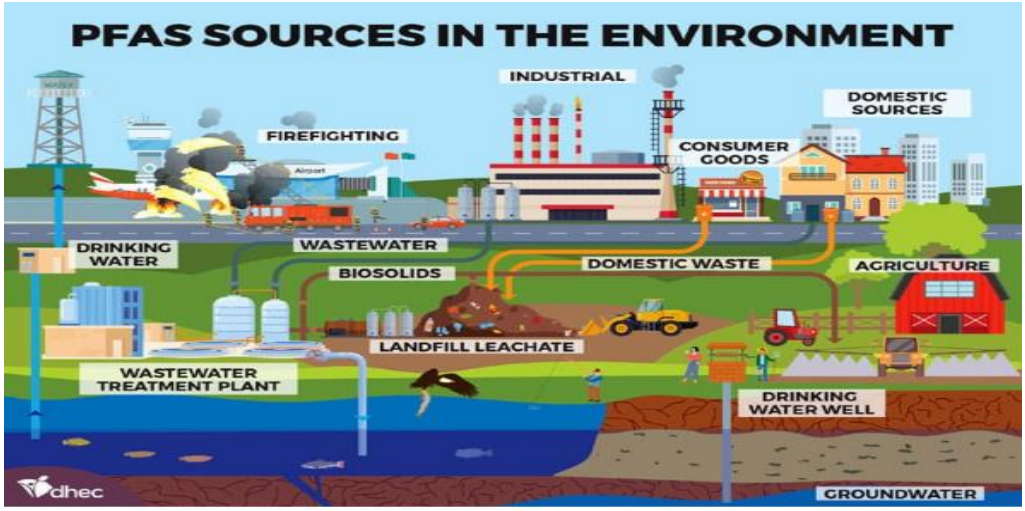

(Image: South Carolina Department of Health and Environmental Control)

4. Asbestos Industry

Global Status

Asbestos is **banned in over 60 countries**, including:

- All EU member states
- Australia
- Japan
- South Korea

It is conclusively linked to **lung cancer, mesothelioma, and asbestosis**.

Status in India

India:

- Has **not banned asbestos**
- Continues to import and manufacture asbestos-based products
- Uses asbestos extensively in roofing sheets, pipes, and insulation

Impact:

- Occupational exposure among factory workers
- Community exposure near manufacturing units
- Long latency diseases that burden the healthcare system

5. Hazardous Pesticides and Agrochemicals

Global Status

Several pesticides banned or restricted globally are still sold or manufactured in India, including:

- Paraquat
- Chlorpyrifos
- Atrazine
- Certain organophosphates

These chemicals are banned in the EU due to links with:

- Neurodevelopmental disorders
- Endocrine disruption
- Ecological damage (pollinators, soil health)

Status in India

India remains one of the **largest producers and exporters of banned pesticides**, often manufacturing them solely for export.

Impact:

- Farmer poisoning incidents
- Groundwater contamination
- Export of health risks to other developing nations

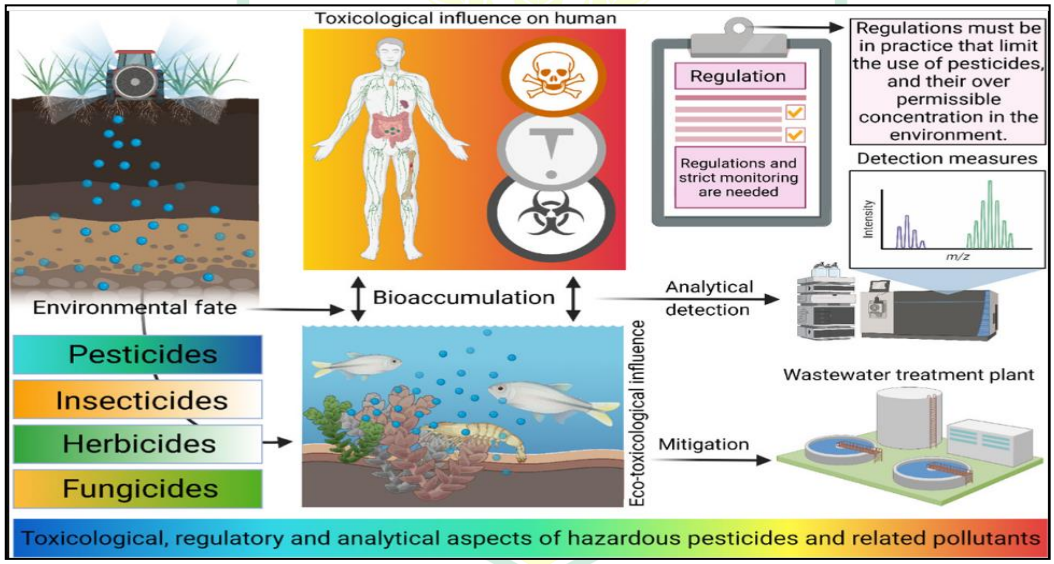

6. Lead-Based Paint and Pigments

Global Status

Lead paint is banned in:

- European Union
- United States
- Most developed economies

Status in India

Despite partial regulations:

- Lead-based paints are still found in older housing stock
- Informal manufacturing and recycling persist

Impact:

- Childhood lead poisoning
- Cognitive impairment
- Long-term societal costs

7. E-Waste Recycling and Informal Hazardous Industries

Global Status

Strict regulations govern:

- Electronic waste recycling
- Battery disposal
- Heavy metal recovery

Status in India

India has become a destination for:

- Imported e-waste
- Informal recycling using unsafe methods

Impact:

- Toxic exposure to workers
- Soil and water contamination
- Urban slum environmental degradation

8. Ethical and Environmental Justice Concerns

The continued operation of globally banned industries in India raises fundamental questions:

- **Is economic growth being prioritized over human health?**
- **Are developing countries becoming dumping grounds for hazardous industries?**
- **Who bears the long-term cost—companies or communities?**

Often, **marginalized populations**, including rural communities, informal workers, and children, face the greatest exposure while receiving the least economic benefit.

9. Regulatory Gaps and Policy Challenges

Key challenges include:

- Absence of chemical-specific standards
- Fragmented governance between central and state agencies
- Lack of transparency in environmental clearances
- Limited public access to pollution data
- Weak liability mechanisms for long-term contamination

India's participation in international conventions (Stockholm, Basel, Rotterdam) has not always translated into **domestic enforcement**.

10. The Way Forward

To address this issue, India could:

- Adopt **precautionary, class-based chemical regulation**
- Prohibit import of **banned industrial machinery**
- Strengthen **polluter-pays principles**
- Expand independent environmental monitoring
- Promote **safer chemical alternatives**
- Ensure public participation in environmental decision-making

Aligning domestic laws with global scientific consensus is essential to prevent future public-health crises.

Conclusion:

The presence of globally banned businesses in India reflects a deeper imbalance in global environmental governance. While industrialization is essential for development, **hosting industries rejected elsewhere without adequate safeguards risks long-term ecological and human damage**. India stands at a critical juncture: it can either become a **leader in sustainable industrial development** or continue to bear the hidden costs of global regulatory failures. Strong policy reform, scientific transparency, and public awareness will determine which path is taken.

References:

1. The Guardian (2025) investigation into relocation of PFAS manufacturing equipment from a facility closed in Italy due to severe contamination to a new chemical plant in *Lote Parshuram MIDC, Maharashtra*.
2. *Asbestos Free India (2025)* details continued asbestos use and manufacturing in India, including issues around regulatory listing and the absence of total prohibition even though many countries have banned it.
3. PAN India (2023) report on highly hazardous pesticides in India that are banned or restricted in many countries but still present in Indian agriculture.
4. Wikipedia on the Bhopal disaster, illustrating how toxic chemicals continued to persist in India long after the worst industrial accident — a snapshot of lax enforcement and long-term contamination.

INNOVATIVE AGRICULTURE
www.innovativeagriculture.in
ISSN : 3048 - 989X

Innovative Data Collection Approaches in the Digital Era

Pratik Yadav[1] and Rimaj Kaji[2]

[1]Ph.D. Scholar, Department of Fisheries Resources Economics, Statistics and Extension Education, College of Fisheries, Shirgaon, Ratnagiri (415629), Maharashtra, India
[2]Ph.D. Scholar, Department of Fisheries Resources Management, College of Fisheries Shirgaon, Ratnagiri (415629), Maharashtra, India
Corresponding Email: Rimaj Kaji

Abstract:
The COVID-19 pandemic has significantly transformed traditional research practices by accelerating the shift from face-to-face to digital data collection methods. This transition has led to the widespread adoption of online tools and platforms for both quantitative and qualitative research. Digital technologies such as online surveys, video conferencing, mobile interviews and virtual focus groups have enabled researchers to collect data efficiently across diverse geographic locations while reducing time and cost. At the same time, innovative approaches like digital diaries, adaptive questioning and viral recruitment have enhanced participant engagement, especially among hard-to-reach populations. However, this transformation also presents challenges, including technical limitations, reduced ability to interpret non-verbal cues and concerns related to data security and ethics. Therefore, researchers must ensure proper technical preparation, ethical compliance and methodological adaptation. Overall, the digital era represents a significant methodological shift, offering both opportunities and challenges for modern research.

Keywords: Digital Transformation, Data Collection Methods, Online Research Tools, Research Ethics.

Introduction:

The onset of the COVID-19 pandemic served as a "social event" that disrupted the established social order (Teti *et al.*, 2020) and conventional research practices. Traditionally, data collection relied heavily on face-to-face interactions such as in-person interviews, focus groups and classroom observations. However, public health mandates and social distancing measures restricted the ability to carry out these investigations (Lobe *et al.*, 2020), creating a challenging environment for researchers across various disciplines.

Technological developments in communication have created new avenues for qualitative and quantitative research. Researchers are now forced to transition from face-to-face data collection to "socially distant" methods, primarily using phone or internet-based platforms. This shift is not merely a temporary adaptation; it represents a "10th moment" of methodological innovation characterized by the utilization of the latest technology and computer-mediated communication (Onwuegbuzie *et al.*, 2020).

Digital platforms offer significant practical contributions, as they allow researchers to collect data from respondents living in different geographic locations while minimizing costs and time. For instance, virtual interviewing can reduce problems associated with the location and space of data collection and is often less expensive than traveling to meet participants. Despite these benefits, the transition to digital methods requires researchers to be mindful of new challenges, including technical issues that can impact interview quality (Alam *et al.*, 2024) and the difficulty of interpreting visual cues when cameras only record a participant's upper body (Thunberg and Arnell, 2022).

Quantitative data collection in the digital era:

Quantitative research focuses on collecting and analyzing numerical data to respond to research questions or test hypotheses. In the digital era, researchers have adapted several tools to replace the traditional paper-based survey:

- **Online Survey Platforms**: Online surveys can be easily created using tools like Qualtrics, Microsoft Forms, Amazon Mechanical Turk, Survey Monkey, Survey Gizmo, Research Now SSI and Opinion Access, which

help researchers to reach diverse respondents (Boas *et al*., 2020; Bentley *et al*., 2017; Abd Halim *et al*., 2018; Kimball, 2019).

- **Google Forms**: This platform serves as a free and conventional tool for gathering data without physical contact. Links to Google Forms can be distributed through email, Messenger, Facebook and WhatsApp.
- **QR Codes**: Researchers can encapsulate survey links within QR codes, providing a touch-free way for participants to access questionnaires by scanning the code with their mobile devices.

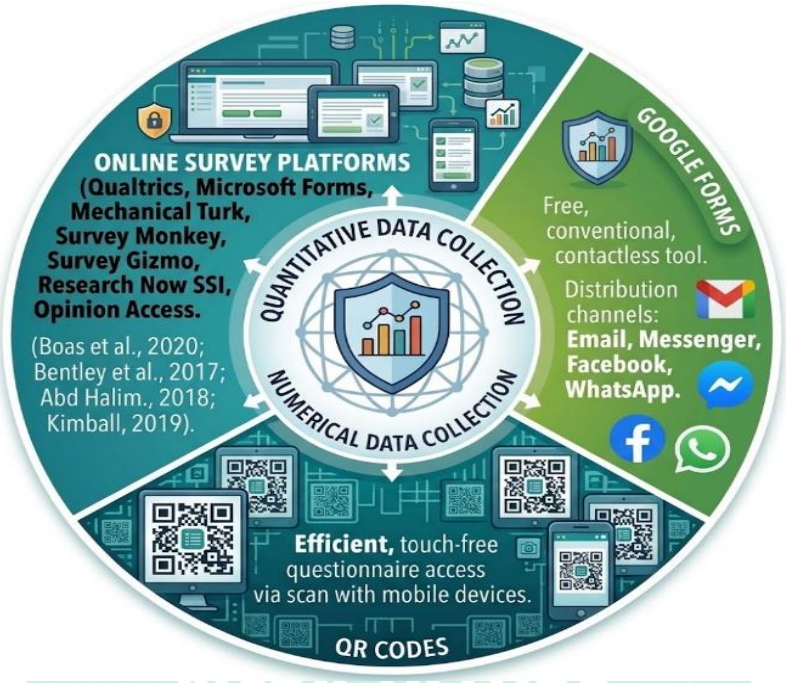

Qualitative research and virtual engagement:

Qualitative research is particularly reliant on building rapport and understanding complex social or cultural norms. To maintain high-quality engagement in a "socially distant" era, researchers have adopted the following virtual strategies:

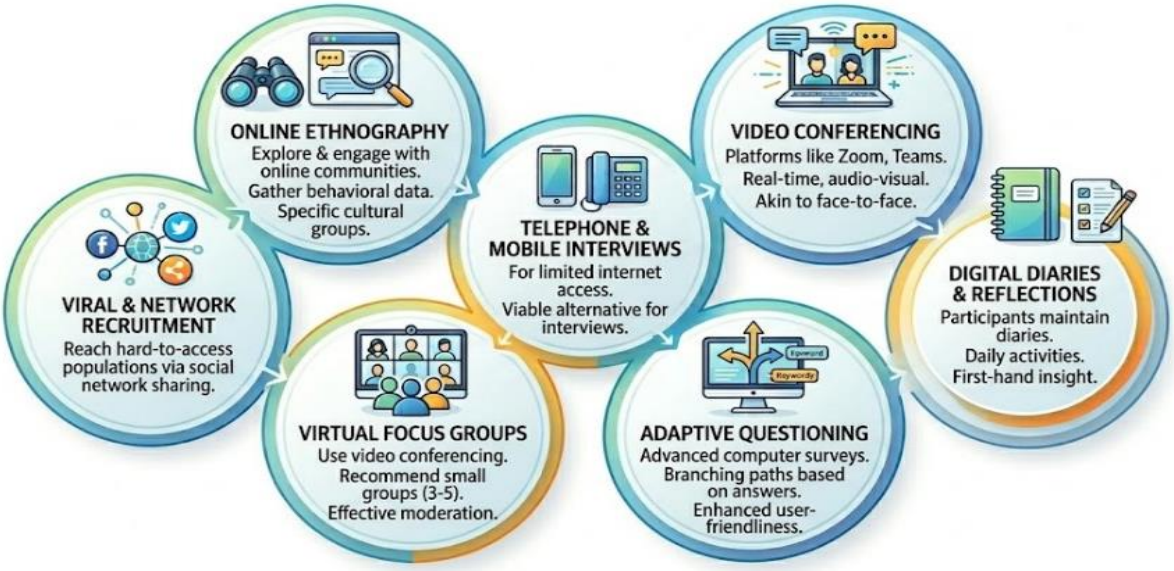

- **Video Conferencing**: Platforms such as Zoom, Skype, Google Meet and Microsoft Teams facilitate real-time, audio-visual interaction. These tools are often preferred as they are more akin to face-to-face interactions than text-based options.
- **Telephone and Mobile Interviews**: For populations with limited internet access, conducting interviews over the phone remains a viable alternative. Researchers must be sensitive to the demographic characteristics of telephone interviewees to ensure successful data collection.
- **Digital Diaries and Reflections**: When direct observation is impossible, participants can be asked to maintain diaries or field notes containing their daily activities and reflections. This provides first-hand insight into the lived experiences of the participants (Lupton, 2020).
- **Adaptive Questioning**: Advanced computer-based surveys can use "adaptive" questioning, where keywords from earlier responses are incorporated into subsequent questions to enhance user-friendliness (Palys and Atchison, 2012).
- **Virtual Focus Groups**: Researchers can conduct focus group discussions using video conferencing platforms, though it is recommended to have a smaller number of participants (ideally 3-5) to ensure effective moderation.
- **Viral and Network Recruitment**: Researchers can use social networking platforms like Facebook and Twitter to reach hard-to-access populations through 'viral recruitment,' where information spreads through sharing within social networks.
- **Online Ethnography**: Researchers can explore and engage with online communities and forums to gather data on the behaviours and attitudes of specific cultural groups.

Logistical and Technical Requirements:

Transitioning to digital data collection requires both researchers and participants to fulfill specific technical and logistical prerequisites:

- **Internet Access and Speed**: A stable internet connection is essential. While average quality is often sufficient, strong bandwidth is necessary for high-quality video conferencing.
- **Hardware Accessories**: Participants need working speakers, a microphone and a camera. Laptops and smartphones usually have these built-in, but desktop computers may require external plug-ins.
- **Quiet Environment**: Participants should be in a quiet spot to minimize interruptions and disruptions from their surroundings.
- **Software Training**: Some platforms, like Skype or Zoom, may require participants to download an application before joining. Researchers should provide technical assistance and ensure participants have tested the application in advance.
- **Advanced Tools for Researchers**: Researchers may utilize sophisticated software such as NVivo for information management, Adobe Soundbooth for sound filtering and Dragon Naturally Speaking (DNS) for automated transcription.
- **Visual Data Enhancement**: Tools like Geographic Information Systems (GIS) can help researchers analyze data spatially, providing geographical context to social trends.

Effective preparation, such as sending a set of instructions to participants to silence phones and close other social networking sites, is crucial for successful moderation in online environments.

Ethics, Security and Future Outlook:

The infographic illustrates five core ethical considerations for digital research, summarizing complex guidelines into visual panels. In the Informed Consent panel (green), the graphic visualizes that traditional signatures can be replaced by emailing a consent form and requesting a reply as an expression of consent (Lobe, 2017); electronic signatures through programs like DocuSign are also an option (Hewson *et al.*, 2016). The Data Security panel (blue) shows that researchers must be cautious of 'cloud computing' where data is stored on external servers, while also highlighting that platforms like Zoom have implemented features such as 'waiting rooms' and passwords to prevent Zoom-bombing.

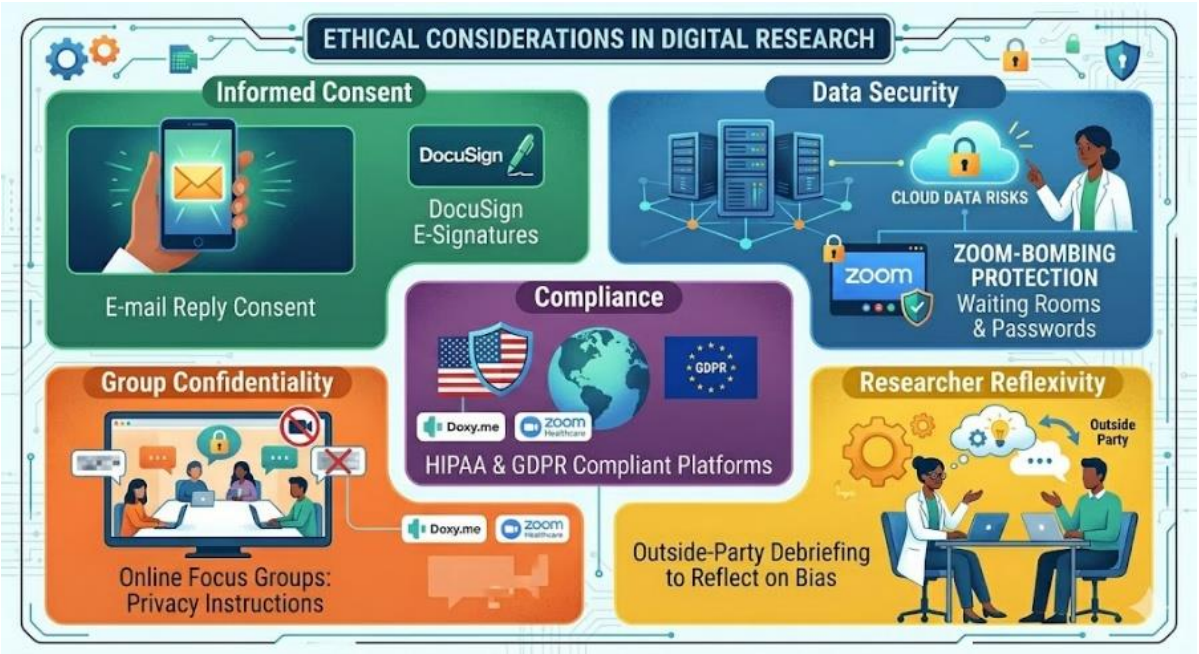

Compliance (purple) indicates that when collecting sensitive health information, U.S. researchers must use platforms that are HIPAA (The Health Insurance Portability and Accountability Act). Basic information compliant, such as Doxy.me or Zoom Healthcare, while in Europe, the General Data Protection Regulation (GDPR) applies to software providers (Lobe *et al.*, 2020). The Group Confidentiality panel (orange) demonstrates that in online focus groups, participants must be explicitly instructed to respect one another's privacy, as confidentiality cannot be fully guaranteed in a group setting. Finally, Researcher Reflexivity (yellow) visualizes that researchers can use debriefing interviews where the researcher is interviewed by an outside party to systematically reflect on their own biases and enhance the legitimacy of their findings.

Conclusion:

The digital transformation of research has reshaped data collection methods, making them more flexible, scalable and accessible. While digital tools have enabled researchers to continue their work during periods of physical distancing and beyond, they also require careful consideration of technical, ethical and methodological issues. The integration of online platforms in both quantitative and qualitative research has opened new possibilities for reaching diverse populations and generating rich data. However, challenges such as limited observation of non-verbal cues, technological barriers and data security concerns must be addressed. Moving forward, researchers should adopt a balanced approach that combines the strengths of digital methods with ethical responsibility and technological preparedness. This evolving landscape highlights the importance of continuous innovation and adaptability in research practices.

References:

Abd Halim M., Foozy C. F. M., Rahmi I. and Mustapha A. (2018). A review of the live survey application: SurveyMonkey and SurveyGizmo. JOIV: International Journal on Informatics Visualization. 2(4-2):309-312.

Alam M. K. and Pal T. (2024). Application of digital technologies in qualitative research data collection. Journal of International Business and Management. 7(1):1-9.

Bentley F. R., Daskalova N. and White B. (2017). Comparing the reliability of Amazon Mechanical Turk and Survey Monkey to traditional market research surveys. In Proceedings of the 2017 CHI Conference Extended Abstracts on Human Factors in Computing Systems. 1092-1099.

Boas T. C., Christenson D. P. and Glick D. M. (2020). Recruiting large online samples in the United States and India: Facebook, Mechanical Turk and Qualtrics. Political Science Research and Methods. 8(2):232-250.

Hewson C., Vogel C. and Laurent D. (2016). Ethics in internet mediated research Chapter 5. In C. Hewson, C. Vogel, and D. Laurent (Eds.). Internet research methods (2nd ed.) Sage. 71–98.

Kimball S. H. (2019). Survey data collection; online panel efficacy. A comparative study of Amazon MTurk and Research Now SSI/Survey Monkey/Opinion Access. Journal of Business Diversity. 19(2).

Lobe B. (2017). Best practices for synchronous online focus groups. In R. S. Barbour and D. L. Morgan (Eds.), A new era in focus group research: Challenges, innovation and practice. Palgrave Macmillan. 227–250. https://doi.org/10.1057/978-1-137-58614- 811.

Lobe B., Morgan D. and Hoffman K. A. (2020). Qualitative data collection in an era of social distancing. International journal of qualitative methods. 19. 1609406920937875.

Lupton D. (ed.) (2020). Doing fieldwork in a pandemic (Crowd-sourced document). https://docs.google.com/document/d/1clGjGABB2h2qbduTgfqribHmog9B6P0NvMgVuiHZCl8/edit?ts=5e88ae0a#.

Onwuegbuzie A. J., Leech N. L. and Collins K. M. (2010). Innovative data collection strategies in qualitative research. Qualitative Report. 15(3):696-726.

Palys T. and Atchison C. (2012). Qualitative research in the digital era: Obstacles and opportunities. International Journal of Qualitative Methods. 11(4):352-367.

Teti M., Schatz E. and Liebenberg L. (2020). Methods in the time of COVID-19: The vital role of qualitative inquiries. International Journal of Qualitative Methods. 19. 1609406920920962.

Thunberg S. and Arnell L. (2022). Pioneering the use of technologies in qualitative research–A research review of the use of digital interviews. International Journal of Social Research Methodology. 25(6):757-768.

INNOVATIVE AGRICULTURE
www.innovativeagriculture.in
ISSN : 3048 - 989X

PSEUDOCEREALS: ANCIENT GRAINS POWERING MODERN NUTRITION

[1]DODA SRUJANA, [2]AFIFA JAHAN, [3]K. APARNA, [4]VIJAYA KUMAR. A, [5]POSHADRI. A

[1]Master's student, Department of Foods and Nutrition, Post Graduate and Research Centre, PJT Agricultural University, Rajendranagar, Hyderabad - 500030, Telangana, India.
[2]Assistant Professor, Department of Foods and Nutrition, College of Community Science, Saifabad, Hyderabad - 500004, Telangana, India.
[3]Principal Scientist, MFPI-Quality Control Laboratory, P.J.T. Agricultural University, Rajendranagar, Hyderabad - 500030, Telangana, India.
[4]Associate Professor, Department of Veterinary Public Health and Epidemiology, College of Veterinary Science, Mamnoor, Warangal, 506166, Telangana, India.
[5]Assistant Professor, Department of Food Technology, PJT Agricultural University, Rajendranagar, Hyderabad – 500030, Telangana, India.

Nowadays, you are likely to see products like quinoa, amaranth and buckwheat on the shelves of any health food store. These small seeds, often thought to as "forgotten crops," are now become popular across the world as superfoods.

However, what precisely are pseudocereals and why are they becoming so popular?

Let's examine how these ancient grains are making an important revival, changing diets, promoting health and influencing food trends.

1.What Are Pseudocereals?

Pseudocereals are not true cereals like wheat or rice, despite their name. They are not members of the grass family. Rather, they are broad-leaved plant seeds that are eaten similarly to grains.

The three pseudocereals that are most popular are: Qunioa, Amaranth and Buckwheat

Quinoa - small, round seeds often called a "complete protein"

Amaranth - tiny, nutrient-packed seeds used for centuries

Buckwheat- triangular seeds commonly used as flour. Their notable nutritional value is what sets them apart, in addition to their versatility in the kitchen.

2. A Journey Through Time: Origin of Pseudocereals

Pseudocereals are not a recent development. They were actually been a part of human diets for thousands of years. The origins of quinoa may be found in the South American Andes Mountains, where the ancient Inca civilization consumed it as a staple diet. As the "mother grain," they treated it in high regard. For the Aztecs in Central

America, amaranth was an important crop for rituals and social norms in addition to being used as food. Buck wheat originated in Central Asia and later spread across Europe and Asia, becoming a common ingredient in traditional dishes. However, big cereals like rice and wheat eventually overwhelmed these crops. They have only become popular once in the last several decades as a result of increased nutrition and health consciousness.

3. From Fields to Plates: Global Production

Although they are cultivated on a smaller scale than main grains, pseudocereals are now being cultivated across the world. Quinoa production is still focused in South America, especially in nations like Bolivia and Peru. The climate in these areas are perfect for its growth. In countries like China, Russia and Ukraine, buckwheat is grown abunduntly and is a staple food. In certain regions of Africa, Asia and Latin America, amaranth is cultivated usually in small-scale farming systems. These crops are highly valued because of their durability. They can survive in extreme conditions, grow on poor soils and tolerate drought conditions that are becoming more crucial in response to climate change.

4. Pseudocereals in India: Tradition Meets Innovation

In India, pseudocereals are not entirely new. They have long been part of traditional diets, especially in certain regions and cultural practices. Amaranth, locally known as rajgira, is commonly consumed during fasting periods. It is used to prepare laddoos, chikkis and flatbreads. Buckwheat or kuttu is another fasting staple, especially in northern India. It is used to make puris, pakoras and pancakes. Quinoa, however is a relatively recent addition to Indian agriculture. It is now being cultivated in states like Rajasthan and Andhra Pradesh, where farmers are experimenting with it as a high-value crop. With increasing awareness of health and nutrition, pseudocereals are slowly finding their way into everyday Indian diets-not just as traditional foods but also in modern recipes.

5. Changing Eating Habits: How People Consume Pseudocereals

The popularity of pseudocereals is closely linked to changing food preferences around the world. More people are now looking for gluten-free options, plant-based protein sources and foods that support overall health and wellness.

As a result, pseudocereals are being used in a wide variety of products, including:

- Breakfast cereals and porridge
- Salads and grain bowls
- Bakery products like bread, cookies, and cakes
- Pasta and noodles
- Plant-based milk alternatives

In India, their use is expanding beyond traditional dishes to include innovative recipes like quinoa pulao, amaranth energy bars and buckwheat pancakes.

6. Nutritional Powerhouses: What Makes Them Special?

One of the biggest reasons for the growing popularity of pseudocereals is their exceptional nutritional profile.

Rich in High-Quality Protein: Unlike most cereals, pseudocereals contain all essential amino acids, making them a “complete protein.” This is especially beneficial for vegetarians and vegans.

Packed with Fiber: Their high dietary fibre content supports digestion, promotes gut health and helps maintain a feeling of fullness.

Loaded with Essential Minerals: Pseudocereals are rich in minerals such as iron, calcium, magnesium and zinc-nutrients that are often lacking in modern diets.

Good Source of Healthy Fats: They contain beneficial unsaturated fats, which support heart health.

Full of Antioxidants: Compounds like polyphenols and flavonoids help protect the body against oxidative stress and inflammation. In simple terms, pseudocereals offer more nutrition per bite compared to many conventional grains.

7. Health Benefits

Adding pseudocereals to your diet can bring a range of health benefits that includes

Supports Heart Health: Their fibre and healthy fat content help reduce cholesterol levels and improve overall cardiovascular health.

Helps Manage Blood Sugar: With a lower glycaemic index, pseudocereals release energy slowly, helping to control blood sugar levels- an important factor for people with diabetes.

Improves Digestion: The high fibre content promotes a healthy digestive system and prevents constipation.
Reduces Inflammation: Antioxidants present in these grains help combat inflammation and protect against chronic diseases.
Ideal for Gluten-Free Diets: Pseudocereals are naturally gluten-free, making them safe for people with gluten intolerance or celiac disease.
Aids in Weight Management: Their combination of protein and fibre helps keep you full for longer, reducing overeating.

8. Why They Matter: Key Advantages

Pseudocereals are beneficial to people and the environment for a number of reasons:

- Nutrient-dense and health-promoting
- Suitable for gluten-free diets
- Environmentally resilient crops
- Versatile in cooking and food processing
- Helpful in combating malnutrition

9. Limitations to Consider

Despite their many benefits, pseudocereals have challenges that include:
Presence of Anti-Nutrients: Some compounds, such as saponins and phytates can interfere with nutrient absorption. However, proper processing methods like soaking, washing and cooking can reduce these effects.
Taste and Texture Issues: Quinoa, for instance, can have a slightly bitter taste if not properly washed. Also, the absence of gluten can affect the texture of baked products.
Limited Availability: Compared to staple grains, pseudocereals are not as widely available in all regions.
Higher Cost: They are often more expensive which can limit accessibility for some consumers.
Processing Challenges: Using pseudocereals in food products requires careful formulation to achieve desirable taste and texture.

10. The Rise of Functional Foods

One of the most exciting developments is the use of pseudocereals in functional foods-foods that offer health benefits beyond basic nutrition. Pseudocereals are becoming essential components in the following because of their excellent nutrient profile:
Healthy Bakery Products: Gluten-free breads, cookies and cakes made with pseudocereal flours are gaining popularity.
Plant-Based Beverages: Quinoa and amaranth are used to produce dairy-free milk alternatives.
Snack Foods: Energy bars, puffed snacks and granola mixes are often enriched with pseudocereals.
Fermented Foods: They are used in probiotic drinks and yogurt alternatives improving gut health.
Infant and Clinical Nutrition: Their easy digestibility and high nutrient content make them suitable for specialized diets.

11. Looking Ahead: The Future of Pseudocereals

As people become more health-conscious and environmentally aware, demand for these grains is expected to rise. They also offer promising solutions to global challenges such as:

- Malnutrition
- Climate change
- Food insecurity

With ongoing research and improved farming practices, pseudocereals could become a mainstream part of diets worldwide.

Conclusion

Pseudocereals are perfect example of how conventional wisdom can be adopted to modern situations. They were once minimized and now being rediscovered as potent, nourishing and sustainable food sources. These grains are quietly altering the way we eat, whether it's a bowl of quinoa salad, a slice of gluten-free bread or a classic rajgira laddo. In a world searching for healthier and more sustainable food choices, pseudocereals are not just a trend-they are a step toward a better future.

INNOVATIVE AGRICULTURE
www.innovativeagriculture.in
ISSN : 3048 - 989X

Forest Biometry Tree Measurement: Modern Approaches in Forestry

[1]Kanishka P, [2]Dr B Sivakumar,[3]Sahana Sulthana M, [4]Monika R ,[5]J Fathi Muthus Zohara, [6]Meghana G, [7]Keshavarthini S

[1] PG scholar, Department of Forest Biology and Tree Improvement
[2] Assistant Professor (Forestry), Department of Silviculture and NRM,
[3,4,5,6,7] PG Scholar, Department of Silviculture and Agroforestry,
Forest College and Research Institute, Tamil Nadu Agricultural University,
Mettupalayam - 641 301, Tamil Nadu, India.
Corresponding author: Kanishka P

Abstract

The quantitative pillars of scientific forestry, forest biometry and mensuration, allow for accurate evaluation of carbon stocks, productivity, and forest structure. This summarizes the fundamental measurement concepts, such as diameter at breast height (DBH), total tree height, and basal area, and also compares various tools, ranging from sophisticated laser hypsometers and aerial LiDAR to conventional calipers and clinometers. Along with extensive applications in carbon accounting, ecological research, and sustainable forest management, the significance of diameter and height class creation in large-scale forest inventories is explored. In a time of rapid environmental change, these approaches together offer the empirical basis for evidence-based forest governance.

Keywords: *forest biometry; tree mensuration; diameter at breast height (DBH); tree height measurement; LiDAR remote sensing; forest inventory; carbon stock assessment; sustainable forest management; diameter class; height class; forest mensuration instruments*

1. Introduction

Forests provide vital resources, maintain biodiversity, and control the climate. Strict quantitative understanding of forest structure—the field of forest biometry and mensuration—is necessary for scientific management. While forest mensuration concentrates on physical characteristics, such as height, diameter, basal area, and volume, forest biometry employs statistical and quantitative techniques to measure and analyze trees and ecosystems (Husch et al., 2003). When combined, they give foresters the tools they need to estimate growth trajectories, evaluate growing stock, and create evidence-based management strategies (Avery & Burkhart, 2015). Recent developments in LiDAR, laser hypsometers, and AI-assisted analysis have revolutionized the accuracy and spatial scope of forest evaluations.

Forest Biometry: Measurement Framework

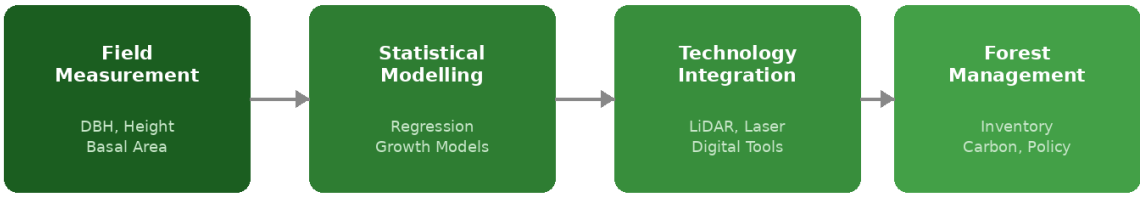

2. Forest Biometry: Concept and Key Components

Through three interconnected components, forest biometry converts unprocessed field observations into useful management information. The dependability of all downstream analysis and decision-making is directly impacted by the quality of field data (Chaturvedi & Khanna, 2017).

Field Measurement	Statistical Modelling	Technology Integration
DBH, Tree Height, Basal Area, Stand Density, Species Composition	Regression Models, Growth & Yield Models, Multivariate Analysis (PCA, Cluster)	LiDAR, Laser Rangefinders, Digital Calipers, Remote Sensing Platforms

3. Tree Diameter and Height Measurement

Diameter at breast height (DBH) — The main indicator of tree size is 1.3 m above ground (1.37 m in North America), which reduces the impact of root buttresses on measurements. The vertical distance between the ground and the crown apex of a tree is its height. DBH and height (Husch et al., 2003; Avery & Burkhart, 2015) influence volume, biomass, and carbon stock estimations . In the forestry industry, precise measurement directly affects both the economy and the environment , as accurate data on tree height and diameter is essential for sustainable forest management and resource allocation.

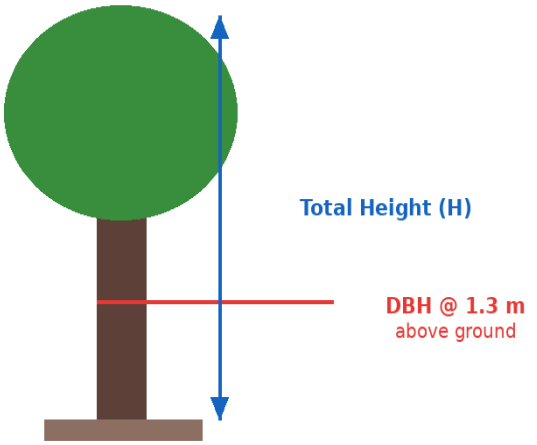

Key Measurement Parameters

DBH:	1.3 m standard (1.37 m N.Am.)
Height:	Base to apex (trigonometric)
Basal Area:	$\pi/4 \times DBH^2$ (cross-section)
Volume:	f(DBH, H, form factor)
Biomass:	Allometric equations

Tree Measurement Parameters

3.1 Diameter Measurement Instruments

Instrument	Principle	Best Use	Accuracy
Calipers	Direct contact; average 2 perpendicular readings for stem ellipticity	Research plots	High
Diameter Tape (D-tape)	Measures circumference C; diameter = C/π	Operational inventory	High
Biltmore Stick	Parallax at fixed arm length; rapid estimation	Reconnaissance surveys	Moderate
Wheeler Pentaprism	Optical remote diameter measurement from set distance	Large / inaccessible trees	High

3.2 Height Measurement Methods

Shadow technique, single-pole, and ocular estimation are non-instrumental procedures that work well for quick field surveys. For inventory, instrumental trigonometric methods are standard. They utilize the formula $H = D \times (\tan\alpha_1 + \tan\alpha_2)$, where D is the horizontal distance and α_1 and α_2 are the angles to the base and apex (Chaturvedi & Khanna, 2017).

Instrument	Operating Principle	Precision
Clinometer	Measures inclination angle; height computed trigonometrically	Moderate
Abney Level	Spirit level + graduated arc; measures vertical angles for height/slope	Moderate
Blume-Leiss	Mechanical hypsometer; reads height directly at standard distances	Good
Brandis Hypsometer	Optical instrument designed for forest height; reliable in field conditions	Good
Laser Hypsometer	Laser rangefinder + inclination sensor; auto-computes and displays height	Very High

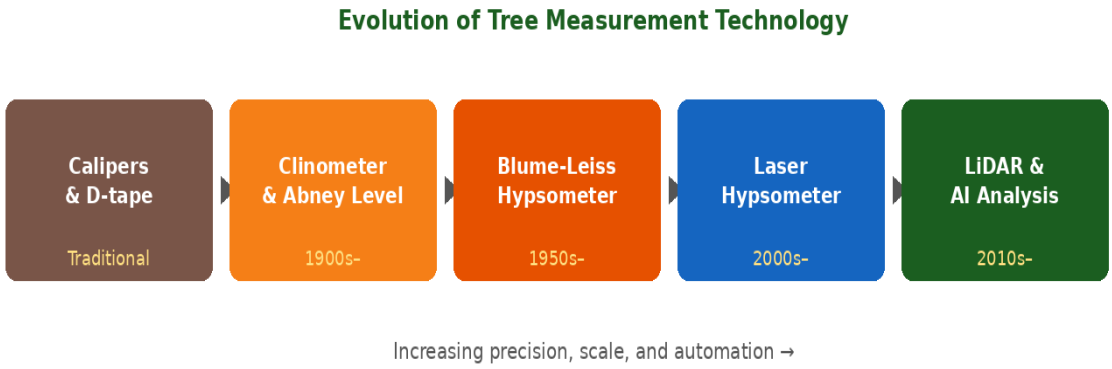

4. Digital and Remote Sensing Technologies

The precision, automation, and geographic scale of tree measuring have all changed because to contemporary digital instruments (Avery & Burkhart, 2015). The state-of-the-art in modern forest evaluation is represented by three technologies:

Technology	How It Works	Key Outputs
Laser Hypsometer	Combines a laser rangefinder with an inclination sensor;the operator aims at apex and base; instrument auto-computes and displays height, eliminating reading error.	Accurate tree height; reduced observer error; single-person operation; digital data logging
Laser Distance Meter	Emits laser pulse; calculates distance via time-of-flight or phase-shift; combined with angle measurement for height and diameter to mm precision	Height & diameter (mm precision); Bluetooth/USB data transfer; seamless inventory software integration
LiDAR	Emits dense laser pulses; records 3D point clouds from canopy gaps; deployed as Airborne (ALS) over thousands of hectares or Terrestrial (TLS) at plot scale	Individual tree height, crown dimensions, canopy height models, above-ground biomass, terrain models, basal area and stem density

5. Applications and Conclusion

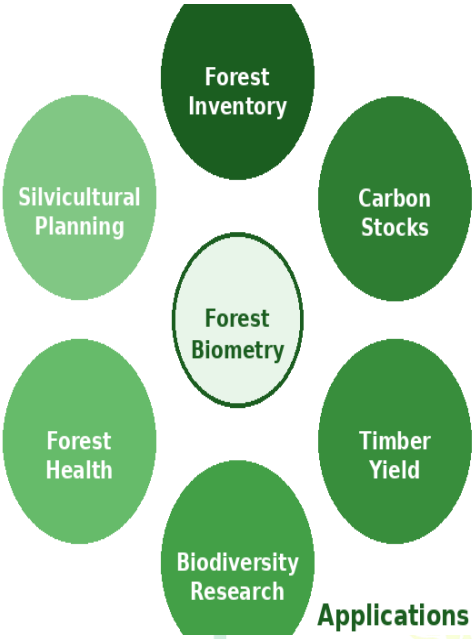

Instrument	Accuracy
Calipers / D-tape	High
Clinometer	Moderate
Laser Hypsometer	Very High
LiDAR	Excellent

Applications & Instrument Comparison

A wide range of forestry and ecological activities, such as forest inventory and growing stock estimation, yield and volume table preparation, carbon stock assessment for REDD+ programs, silvicultural planning, including thinning regimes and rotation lengths (Oliver & Larson, 1996), biodiversity and habitat quality research (Spurr & Barnes, 1980), and monitoring of forest health, drought impacts, pest outbreaks, and illegal logging (Helms, 1998).The scope and accuracy of forest assessments have changed qualitatively as a result of the switch from conventional field instruments to laser-based equipment, LiDAR, and AI-assisted analysis. According to Husch et al. (2003), these technologies enhance and expand mensuration's core concepts rather than replacing them.

The strict application of forest biometric principles, guided by the best available technologies, will be essential for science-based forest governance as attention turns to forests as carbon and biodiversity reservoirs, as well as targets for restoration and sustainable management (Avery & Burkhart, 2015).

References

Avery, T. E., & Burkhart, H. E. (2015). Forest Measurements (5th ed.). Waveland Press, Illinois.

Chaturvedi, A. N., & Khanna, L. S. (2017). Forest Mensuration. International Book Distributors, Dehradun, India.

Helms, J. A. (1998). The Dictionary of Forestry. Society of American Foresters, Bethesda, MD.

Husch, B., Miller, C. I., & Beers, T. W. (2003). Forest Mensuration (4th ed.). John Wiley & Sons.

Oliver, C. D., & Larson, B. C. (1996). Forest Stand Dynamics. John Wiley & Sons.

Spurr, S. H., & Barnes, B. V. (1980). Forest Ecology (3rd ed.). John Wiley & Sons.

INNOVATIVE AGRICULTURE
www.innovativeagriculture.in
ISSN : 3048 - 989X

QUANTIFYING THE HIDDEN HARVEST: BIOMETRIC ASSESSMENT OF NTFP YIELD IN AGROFORESTRY SYSTEMS

[1]Keshavarthini S, [2]Dr B Sivakumar, [3]Meghana G, [4]Kanishka P, [5]J Fathi Muthus Zohara, [6]Sahana Sulthana M, [7]Monika R

[1,3,5,6,7] PG Scholar, Department of Silviculture and Agroforestry
[2]Assistant Professor (Forestry), Department of Silviculture and NRM,
[4]PG Scholar, Department of Forest Biology and Tree Improvement
Forest college and Research Institute, Tamil Nadu Agricultural University, Mettupalayam- 641 301, Tamil Nadu, India
Corresponding author: Keshavarthini S

Abstract

Agroforestry systems yield a wide range of non-timber forest products (NTFPs), which considerably benefit rural livelihoods and ecosystem services. Accurate assessment of NTFP yield is essential for sustainable harvesting and resource management. Biometric approaches give quantitative tools for measuring tree characteristics and estimate productivity without destructive sampling. This article discusses the significance of biometric methodologies for estimating NTFP yield in agroforestry systems, which include field inventory methods, allometric models, statistical analysis, and GIS technology. The application of biometric approaches in sustainable harvesting, livelihood planning, and climate change mitigation is discussed.

Keywords: Forest biometry, Agroforestry, NTFP yield estimation, Allometric models, Sustainable harvesting.

1. Introduction

Agroforestry systems combines together trees, crops, and livestock to improve land production and environmental sustainability. These systems generate both timber and non-timber forest products (NTFPs), such as fruits, medicinal plants, gums, resins, fodder, fibers, and honey. NTFPs are vital to rural people, particularly in developing nations where communities rely on them for food, medicine, and income. In India, about 275 million people rely on NTFPs for subsistence and additional income (Saraf et al., 2024). However, reliable information on the productivity and availability of NTFPs is frequently lacking. A lack of accurate yield assessment can result in unsustainable harvesting and resource loss. Forest biometric techniques help estimate NTFP productivity by measuring and analyzing tree characteristics scientifically.

2. Concept of Biometric Assessment

Biometric assessment is the quantitative measurement and statistical analysis of biological characteristics. In forestry and agroforestry research, biometry is used to evaluate tree growth characteristics and estimate biomass, productivity, and yield. Biometric evaluation for non-timber forest products (NTFPs) ensures evaluating physical attributes of trees that influence non-timber product output, such as diameter at breast height (DBH), tree height, crown diameter, canopy spread, basal area, and tree density. These data are then analyzed using statistical and regression models to forecast the amount of NTFP produced by individual trees or complete agroforestry systems. Biometric techniques are extremely useful because they allow researchers to precisely assess productivity without destructive harvesting, which is especially significant for valuable or slow-growing species.

3. Methods for Biometric Assessment of NTFP Yield

Several methods are used to estimate NTFP yield in agroforestry systems. These methods combine field measurements, statistical modelling, and sometimes geospatial technologies.

3.1 Field Inventory and Sampling

The first step in biometric assessment of NTFP yield is conducting a field inventory in agroforestry systems. Researchers establish sample plots to collect data on tree characteristics and product yield, with plot sizes typically ranging from 0.01 ha to 0.1 ha depending on the study objectives. Within each plot, important data such as species identification, tree diameter and height, number of product-producing trees, and quantity of NTFPs harvested

during a season are recorded. These data are used to estimate productivity at the plot level and then extrapolated to estimate yield per hectare or for larger areas. Such field inventory and systematic sampling methods have been widely used in South Asia to estimate the yield of medicinal plants, fruits, and other non-timber forest products from agroforestry landscapes (De-Miguel et al., 2021).

3.2 Allometric Models

Allometric models are widely used to estimate biomass and yield in forestry research. These models establish relationships between easily measurable tree parameters (such as DBH and height) and the quantity of biomass or product produced. A typical allometric equation may take the form:

$$\mathbf{Y} = \mathbf{a}(D^b)$$

where:

- Y represents yield or biomass
- D is the diameter at breast height
- a and b are regression coefficients derived from empirical data

Such models allow researchers to predict NTFP yield based on tree size and growth characteristics.

Recent studies have demonstrated that tree diameter and crown area are strong predictors of gum and resin yield in species such as *Senegalia senegal*, a major gum-producing tree in arid agroforestry systems (Boyapati & Muthukumarappan, 2025).

3.3 Statistical and Regression Analysis

Once field data are collected, researchers apply statistical techniques to develop predictive models. Common statistical methods used in biometric assessment include: Linear regression, Non-linear regression, Mixed-effect models, Growth curve analysis

These models help identify the most important factors influencing NTFP productivity. For instance, regression analysis can determine whether fruit yield is more strongly related to tree diameter, crown size, or environmental variables.

3.4 Remote Sensing and GIS Applications

In recent years, researchers have started integrating biometric data with remote sensing and geographic information systems (GIS). Satellite imagery and aerial surveys provide spatial information on tree cover, canopy density, and vegetation health. When combined with field measurements, these technologies allow scientists to estimate NTFP productivity across large landscapes. Advanced techniques such as LiDAR (Light Detection and Ranging) can measure tree height and canopy structure with high precision. These data are increasingly used to develop spatial models of biomass and productivity in agroforestry systems.

4. Importance of Biometric Assessment in NTFP Management

Sustainable Harvesting:

In order to set sustainable harvesting limits and avoid overexploitation of NTFPs, biometric assessment is helpful in estimating resource availability

Livelihood Planning:

Precise yield assessment enhances revenue and market prospects by assisting farmers and policymakers in comprehending the economic worth of NTFPs.

Conservation of Biodiversity:

Keeping an eye on species variety and production in agroforestry systems contributes to the preservation of ecosystem stability and biodiversity.

Climate Change Mitigation:

Estimating biomass using biometric techniques aids in evaluating carbon storage and the contribution of agroforestry to climate change mitigation.

5. Challenges and Future Directions

Despite developments in biometric approaches, there are still significant hurdles to quantifying NTFP output. A key restriction is the scarcity of long-term growth and productivity data for many species, as most studies rely on short-term observations. Rainfall, temperature, and pest occurrence all influence NTFP production, which fluctuates substantially from year to year. As a result, future research should concentrate on creating prediction

models and integrating biometry, remote sensing, and socioeconomic analysis to optimize resource management and promote sustainable agroforestry.

6. Conclusion

Non-timber forest products (NTFPs) play an essential role in agroforestry systems by supplying food, medicine, fodder, and income to many people. Accurate estimates of productivity and availability are required for sustainable resource management. Biometric assessment measures and analyzes NTFP yield by using tree factors such as diameter, height, crown size, and tree density, as well as statistical and allometric models. Modern methods like remote sensing and GIS approaches help to improve productivity estimation at the farm and landscape levels. Thus, biometric evaluation is vital in NTFP research, resource management, and policy planning to ensure sustainable resource consumption.

References

Boyapati, T., & Muthukumarappan, K. (2025). Non-timber forest products and the bioeconomy. *Frontiers in Sustainable Food Systems.*

De-Miguel, S., et al. (2021). Integrating non-wood forest products into forest inventories. *Forest Ecology and Management.*

Lovrić, M., et al. (2020). Non-wood forest products in Europe: resource assessment and management.

Saraf, P. N., et al. (2024). Distribution modelling of NTFP species in India under climate change scenarios. *Environmental Monitoring and Assessment.*

Shackleton, C. M., et al. (2021). Sustainable harvesting of non-timber forest products. *Forest Policy and Economics.*

INNOVATIVE AGRICULTURE
www.innovativeagriculture.in
ISSN : 3048 - 989X

The Quantitative Foundation of Forest Carbon Sequestration: A Review of Biometric Methodologies

[1]Meghana G, [2]Dr B Sivakumar, [3]Keshavarthini S, [4]Kanishka P, [5]Sahana Sulthana M, [6]Fathi Muthus Zohara, [7]Monika R

[1,3,5,6,7] PG Scholar, Department of Silviculture and Agroforestry
[2] Assistant Professor (Forestry), Department of Silviculture and Agroforestry
[4] PG Scholar, Department of Forest Biology and Tree Improvement
Forest College and Research Institute, Tamil Nadu Agricultural University, Mettupalayam-641301, Tamil Nadu
Corresponding author: Meghana G

Abstract

By translating quantifiable tree dimensions into reliable carbon stock estimation, forest biometry offers the quantitative basis for assessing carbon sequestration. Important biometric factors to determine aboveground biomass are allometric equations which incorporate wood density, total tree height, and diameter at breast height (DBH). The IPCC default carbon fraction of 0.47 and the pan-tropical allometric model serve as the mathematical foundation for a five-step process that moves from field inventory to nationally reportable carbon data. In addition to the Indian national forest inventory framework, where forests currently store an estimated 7,204 million tonnes of carbon, all five IPCC-recognized carbon pools are discussed. LiDAR and satellite SAR are examples of emerging technologies that are assessed alongside enduring issues like soil carbon quantification and the scarcity of locally calibrated allometric equations. In order to achieve the accuracy requirements of international climate agreements, such as the Paris Agreement and UNFCCC reporting responsibilities, rigorous field-based biometric measurement is still essential.

Keywords: Forest biometry, Carbon sequestration, Allometric equations, Biomass estimation, IPCC carbon accounting.

1. Inrtoduction

Approximately 31% of the Earth's geographical area is made up of forests, which absorb billions of tonnes of carbon dioxide (CO_2) each year and store it as wood, roots, and organic matter in the soil. However, quantifying the amount of carbon stored in a forest is far from simple; carbon sequestration is imperceptible, and there is no direct tool that can determine the carbon content of a standing forest. Forest biometry, a field that directly connects field science to climate policy by converting precisely measured tree measurements into carbon stock estimates, holds the key to the solution.

2. What Is Forest Biometry?

The use of statistical methods and quantitative measurement to quantify forest characteristics is known as "forest biometry." Tree diameter at breast height (DBH), overall height, basal area, stem volume, wood density, and growth rate are all measured by foresters. Over 90% of biomass variation in many species may be explained by DBH, which is the most potent predictor of tree biomass when measured at 1.3 meters above ground using a diameter tape (Chave et al., 2014). The amount of mass contained in a specific volume of wood is determined by its density, which ranges from 0.2 g/cm³ in lightweight pioneers to over 1.0 g/cm³ in dense hardwoods (Chave et al., 2009). Through biometric data collection is an essential initial step in all forest carbon accounting since these field factors work together to input into allometric equations that translate measurements into carbon estimations.

3. Why Forest Biometry Is Essential

In standing forests, carbon sequestration cannot be quantified directly. According to the IPCC (2019), all estimates of forest carbon must be calculated indirectly using biometric connections. The accuracy of biometric field data is essential to all national greenhouse gas inventories, REDD+ monitoring reports, and carbon credit initiatives. Every estimate that follows is affected by errors in tree measurement, which could skew the financial

flows and policy choices that rely on these numbers. The most reliable carbon accounts in international climate discussions are produced by nations with high-quality national forest inventories that adhere to IPCC Tier 3 recommendations.

3.1. Key Carbon Estimation Formulas

From tree dimensions to nationally reportable carbon statistics, the mathematical foundation of forest carbon accounting is based on four interconnected formulas. From field measurement to global climate reporting, each formula builds upon the one before it to create an exact quantitative chain.

Formula 1: Pan-tropical Allometric Biomass Equation (Chave *et al.*, 2014)

$$AGB = 0.063 \times (\rho \times DBH^2 \times H)^{0.976}$$

Where: AGB = Aboveground Biomass (kg) | ρ = wood density (g/cm³) | DBH = diameter at breast height (cm) | H = total height (m)

Formula 2: Carbon Stock from Biomass (IPCC, 2006)

$$C = AGB \times 0.47$$

Where: C = Carbon mass (kg) | 0.47 = IPCC default biomass-to-carbon conversion factor (~47% of dry wood mass is elemental carbon)

Formula 3: CO_2 Equivalent Conversion

$$CO_2e = C \times \frac{44}{12} = C \times 3.667 = \pi r^2$$

Where: 44 = molecular weight of CO_2 | 12 = atomic weight of Carbon | Result expressed in kg CO_2 equivalent

Formula 4: Stand-level Carbon Stock

$$C_stand = \Sigma(AGB_i \times 0.47)/\text{Plot area (ha)}$$

Where: Σ = sum over all i trees in the plot | Result in Mg C ha^{-1} (tonnes of carbon per hectare)

The most extensively validated biomass model in the world is the pan-tropical allometric equation by Chave et al. (2014), which was calibrated using more than 4,000 trees that were destructively cut from tropical forests on four continents. The IPCC default carbon fraction of 0.47, which is based on research on wood chemistry, is applied in Formula 2. Carbon mass is converted to CO2 equivalent, which is the unit used in global climate reporting, using Formula 3. For national inventories, Formula 4 scales to per-hectare values by aggregating individual tree estimates throughout a plot.

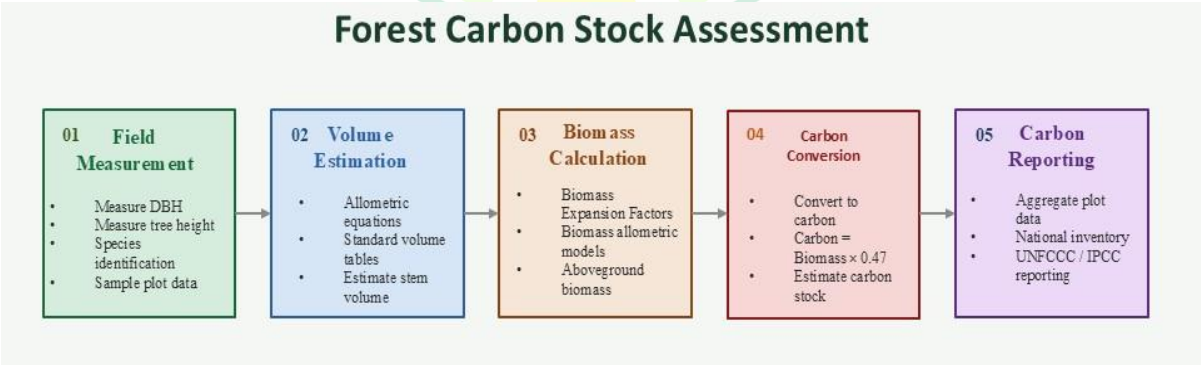

Figure 1. Biometric pathway flowchart with a worked example for a single teak tree (*Tectona grandis*)

4. From Tree Measurements to Carbon Stock: The Biometric Pathway

There is a precise five-step process from a field measurement to a reportable carbon stock. To guarantee that estimates from various nations and eras may be usefully compared, each stage depends on standardized procedures created by the IPCC, FAO, and national forest agencies (IPCC, 2006).

4.1. Biometric Pathway: Field to Carbon Stock

Every tree over a minimal size threshold in a network of sample plots has its DBH, height, and species recorded by trained workers starting with a methodical field inventory. Stem volume is estimated using allometric equations based on these raw values, followed by biomass using direct allometric models or biomass expansion factors. Dry biomass is multiplied by the conversion factor 0.47 to get the carbon content. The resulting per-tree statistics are then added up and scaled to stand level before being included into national and international carbon accounting frameworks. The foundation of reliable global climate reporting is this standardized method, which guarantees that a measurement made in a forest may be easily compared with one made in the Amazon or the Congo Basin (IPCC, 2019).

5. The Five Carbon Pools of Forest Ecosystems

Accounting for forest carbon extends beyond tree trunks. Five different carbon pools, each of which contributes differently to the overall ecosystem carbon stock, must be measured in accordance with the IPCC framework. In boreal and peatland forests, aboveground biomass—trunks, branches, and foliage—usually predominates, although soil organic carbon can surpass all other pools combined (IPCC, 2006).

Instead of direct excavation, which is difficult at scale, belowground biomass is approximated using root-to-shoot (R:S) ratios, which are typically 0.20 to 0.35 for tropical broadleaf forests. Litter pools and dead wood are important for the environment, particularly in forests that are recovering from disturbance. Despite making up more than half of the total ecosystem carbon in some forest types, soil organic carbon is still the most challenging pool to measure because of its great geographic variability and the labor-intensive nature of deep soil sampling.

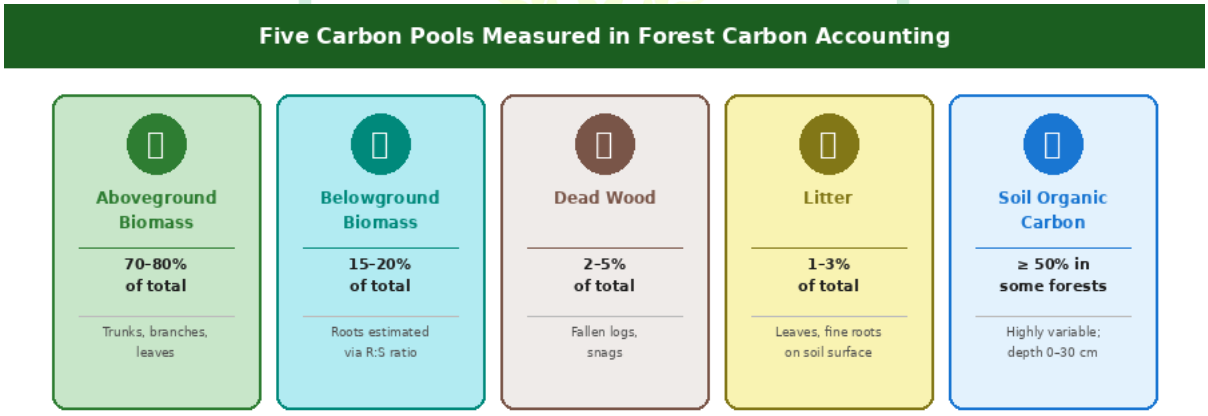

Figure 2: Five carbon pools in forest carbon accounting with typical proportional contributions (IPCC, 2006)

6. Indian Context and National Carbon Accounting

A systematic grid of sample plots from tropical evergreen to temperate coniferous ecosystems is used by India's Forest Survey of India (FSI) to carry out a national forest inventory every two years. An estimated 7,204 million tonnes of carbon are stored in India's forests and tree cover, according to the India State of Forest Report 2023. This amount has increased by about 79 million tonnes from the previous assessment (ISFR, 2023). India's pledge to build an extra carbon sink of 2.5 to 3 billion tons of CO2 equivalent by 2030 as part of the Paris Agreement is directly supported by these biometric evaluations. Since regional calibration can minimize estimation bias by 20 to 40 percent compared to generic pan-tropical models, developing species-specific allometric equations for India's more than 45,000 plant species continues to be a scientific priority.

7. Emerging Technologies and Remaining Challenges

7.1. Technology Enhancing Biometry

Digital techniques and remote sensing are increasingly supplementing traditional field biometry. Accurate tree height measurements across wide areas can be made in a single trip thanks to the precise three-dimensional canopy maps produced by airborne LiDAR. Complete three-dimensional tree geometry can be non-destructively reconstructed using terrestrial laser scanning (TLS). Artificial intelligence algorithms now automatically identify and quantify individual trees in high-resolution aerial photography, while satellite synthetic aperture radar (SAR)

can simultaneously estimate biomass over millions of hectares. Despite these developments, field-based biometric measurements are still essential because allometric relationships are obtained from field measurements and remote sensors need to be validated against ground-truth data.

7.2. Key Challenges

Estimating forest carbon still faces significant hurdles. Only a small portion of the entire forest area is measured by forest inventories based on sample plots, and continued investment in extensive plot networks is necessary to achieve adequate statistical precision in diverse forests. The trustworthiness of carbon accounts is undermined by persistent biases that can surpass 20 to 40 percent due to the lack of locally calibrated allometric equations in biodiverse regions throughout tropical Asia and Africa. Because of its great spatial variability, soil carbon, which can surpass aboveground reserves in some forest types, is still very challenging to measure. To achieve the accuracy requirements of credible global climate action, these gaps must be filled through focused research investment and international data sharing (Chave et al., 2014).

8. Conclusion

At the nexus of mathematics, ecology, and climate policy is forest biometry. It turns woods from lovely but intangible ecosystems into accurately quantified, scientifically verified repositories of climate value. Forest biometry enables the conversion of a tree trunk's diameter into a nationally reportable carbon figure and a credible contribution to the Paris Agreement through allometric equations calibrated against destructive sampling data, systematic field inventories recording millions of tree measurements, and strict IPCC-standard carbon accounting protocols expressed in formulas validated across continents. The science of forest biometry and the ongoing funding required to support it become increasingly important as the world's desire to slow down global warming grows.

9. References

Chave, J., Coomes, D., Jansen, S., Lewis, S. L., Swenson, N. G., & Zanne, A. E. (2009). Towards a worldwide wood economics spectrum. *Ecology letters*, *12*(4), 351-366.

Chave, J., Réjou-Méchain, M., Búrquez, A., Chidumayo, E., Colgan, M. S., Delitti, W. B., ... & Vieilledent, G. (2014). Improved allometric models to estimate the aboveground biomass of tropical trees. *Global change biology*, *20*(10), 3177-3190.

IPCC (2006). Guidelines for National Greenhouse Gas Inventories, Volume 4: Agriculture, Forestry and Other Land Use. IPCC, Geneva.

IPCC (2019). Climate Change and Land. IPCC Special Report. IPCC, Geneva.

ISFR (2023). India State of Forest Report 2023. Forest Survey of India, Dehradun.

INNOVATIVE AGRICULTURE
www.innovativeagriculture.in
ISSN : 3048 - 989X

Synthetic Apomixis: A Promising Strategy to Fix Hybrid Vigor in Crop Plants

Ms. A. Madhumathi[1] and Mr. D. Gigendhiran[2]

[1, 2]Ph. D., Scholar, Dhanalakshmi Srinivasan University, Samayapuram, Trichy, Tamilnadu.
Corresponding Author: Ms. A. Madhumathi

Introduction

Hybrid breeding has significantly improved agricultural productivity by exploiting heterosis (hybrid vigor), where offspring of genetically diverse parents show superior yield, growth, and stress tolerance. This approach has been widely successful in crops like rice, maize, and sunflower. However, hybrid vigor is not maintained in subsequent generations due to genetic segregation and recombination during meiosis, leading to reduced performance in F_2 and later generations. Consequently, farmers must purchase new hybrid seeds each season, making the process costly and labor-intensive.

In contrast, apomixis is a natural reproductive mechanism in which seeds are produced without fertilization, resulting in progeny that are genetically identical to the mother plant. By bypassing meiosis and syngamy, apomixis preserves genetic stability across generations. Although present in some wild species, it is largely absent in major crops; its introduction could enable the fixation of desirable hybrid traits over successive generations.

Biological Basis of Synthetic Apomixis

Synthetic apomixis is fundamentally built upon two coordinated biological processes— apomeiosis and parthenogenesis —which together mimic natural asexual seed formation in an otherwise sexually reproducing plant. By integrating these processes, it becomes possible to generate seeds that are genetically identical to the mother plant, thereby fixing elite genotypes such as hybrids.

1. Apomeiosis (Avoidance of Meiosis)

Apomeiosis refers to the suppression or alteration of the normal meiotic process that typically leads to the formation of haploid gametes. In sexual reproduction, meiosis involves two successive divisions (meiosis I and II), resulting in gametes with half the chromosome number and significant genetic reshuffling due to recombination and independent assortment. In synthetic apomixis, this process is replaced by a mitosis-like division, often termed as "MiMe" (Mitosis instead of Meiosis). Through targeted genetic modifications, key meiotic genes are altered so that:

* Homologous chromosome pairing and recombination are eliminated
* Chromosome segregation occurs equationally (like mitosis) rather than reductionally
* The resulting gametes retain the somatic chromosome number (diploid)

As a result, the egg cell produced is genetically identical to the mother plant, with no segregation or recombination. This step is crucial because it preserves the entire genetic makeup, including heterozygosity responsible for hybrid vigor.

2. Parthenogenesis (Embryo Formation Without Fertilization)

Parthenogenesis is the process by which an embryo develops from an unfertilized egg cell. Under normal conditions, fertilization (syngamy) is required for embryo formation, involving the fusion of male and female gametes. However, in synthetic apomixis, specific genes are activated to trigger embryo development autonomously. Key features of parthenogenesis include:

* The egg cell initiates embryogenesis without pollen contribution
* The resulting embryo is a clonal copy of the maternal parent
* Fertilization-independent embryo formation ensures genetic fixation

In some engineered systems, genes such as BABY BOOM (BBM) or similar embryogenesis-inducing regulators are used to initiate this process. Together, these mechanisms lead to the production of clonal seeds, effectively bypassing the genetic reshuffling associated with sexual reproduction. This allows the stable transmission of the maternal genotype across generations, including complex traits such as hybrid vigor.

Recent Advances in Synthetic Apomixis

The development of synthetic apomixis has accelerated significantly in recent years, largely due to breakthroughs in **CRISPR/Cas-mediated gene editing**. This technology allows precise, targeted modification of genes involved in key reproductive processes such as meiosis and fertilization, enabling researchers to reprogram sexual reproduction into an apomictic (asexual) mode.

CRISPR/Cas-mediated Gene Editing

CRISPR/Cas systems have revolutionized plant biotechnology by providing a highly efficient and accurate tool to edit specific genes. In the context of synthetic apomixis, gene editing is used to manipulate pathways controlling **gamete formation** and **embryo development**, thereby mimicking natural apomictic mechanisms.

1. Engineering Apomeiosis through Meiotic Gene Knockouts

One of the major breakthroughs has been the successful conversion of meiosis into a mitosis-like division (MiMe) by knocking out key meiotic genes. Important targets include:

- **Spo11** – responsible for initiating meiotic recombination through double-strand breaks
- **Rec8** – involved in sister chromatid cohesion and proper chromosome segregation
- **Osd1 (Omission of Second Division 1)** – regulates progression from meiosis I to meiosis II

Simultaneous mutation or knockout of these genes results in:

- Elimination of homologous recombination
- Suppression of reductional division
- Formation of **diploid, non-recombinant gametes**

This MiMe genotype effectively replaces meiosis with a mitotic division, preserving the parental genome intact.

2. Induction of Parthenogenesis via Embryogenesis Genes

In addition to apomeiosis, successful apomixis requires embryo development without fertilization. This has been achieved by introducing or activating genes that trigger embryogenesis in the absence of male gametes.

A key example is:

- **BBML (BABY BOOM-like)** – a transcription factor that promotes embryo development from egg cells

Expression of BBML in egg cells leads to: Initiation of embryo development without fertilization and Formation of clonal embryos genetically identical to the mother plant. This step ensures that the unreduced egg cell produced via apomeiosis can directly develop into a viable plant.

Successful Demonstration of Synthetic Apomixis

The concept of synthetic apomixis has successfully transitioned from theory to practical validation through landmark studies, particularly in crops like rice (Oryza sativa) and model plants. Researchers have demonstrated that sexual reproduction can be reprogrammed into an apomictic mode by combining apomeiosis and parthenogenesis. In rice, the MiMe system—achieved through mutations in key meiotic genes such as Spo11, Rec8, and Osd1—enabled the production of diploid gametes, while the introduction or activation of BBM/BBML genes induced embryo development without fertilization. This integration resulted in clonal seed formation, allowing hybrid plants to produce genetically identical offspring and maintain heterosis across generations. These studies confirmed the possibility of fixing hybrid vigor, a major breakthrough in plant breeding.

Although high levels of clonal seed production have been achieved, efficiency is not yet complete. Similar components of synthetic apomixis have also been demonstrated in crops like maize and model plants such as Arabidopsis, though full systems are still under development. These advancements validate the feasibility of synthetic apomixis, offering a pathway to true-breeding hybrids, reducing dependence on hybrid seed production, and improving accessibility of superior varieties. However, challenges such as ensuring stable expression, proper endosperm development, regulatory approval, and public acceptance must be addressed before large-scale application. Overall, these achievements mark a significant milestone, highlighting the immense potential of synthetic apomixis to transform modern agriculture.

Advances in Gene Discovery

The progress of synthetic apomixis has been significantly driven by advances in gene discovery, particularly the identification and functional characterization of genes controlling meiosis, gamete formation, and embryogenesis.

Modern genomic tools have enabled researchers to unravel the complex genetic networks governing both sexual and apomictic reproduction.

1. Identification of Apomixis-Associated Genes

Studies in naturally apomictic species such as Hieracium, Pennisetum, and Paspalum have revealed key genomic regions linked to apomixis. These include genes controlling apomeiosis, parthenogenesis, and loci associated with apospory and diplospory. Although often governed by complex multi-gene regions, these findings provide valuable templates for engineering apomixis in crops.

2. Discovery of Meiotic Regulatory Genes

Key meiotic genes such as Spo11, Rec8, and Osd1 regulate recombination, chromosome cohesion, and meiotic progression. Functional studies of these genes have enabled the development of the MiMe (Mitosis instead of Meiosis) strategy, forming the basis for engineering apomeiosis.

3. Embryogenesis-Inducing Genes

Genes like BBM/BBML and WUSCHEL-related regulators play a crucial role in triggering embryo development without fertilization. Their discovery has been essential for enabling parthenogenesis in synthetic apomixis systems.

4. Role of Omics Technologies

Advances in genomics, transcriptomics (RNA-seq), proteomics, and epigenomics have accelerated gene discovery by identifying candidate genes, expression patterns, and regulatory networks involved in apomixis.

5. Epigenetic Regulation

Epigenetic mechanisms such as DNA methylation, histone modification, and small RNA pathways regulate the switch between sexual and apomictic reproduction and influence the stability of apomictic traits.

6. Integration into Crop Improvement

These discoveries are now being applied in crops using gene-editing tools by combining meiotic gene modifications (apomeiosis) and embryogenesis genes (parthenogenesis), enabling reconstruction of apomictic pathways in crops like rice and maize.

Advantages of Synthetic Apomixis

- Synthetic apomixis fixes hybrid vigor (heterosis) by maintaining superior traits consistently across generations.
- It eliminates the need for farmers to purchase new seeds every season, as seeds can be reused without loss of performance.
- It reduces the cost of cultivation by minimizing dependence on repeated hybrid seed production.
- It ensures genetic uniformity by producing plants that are identical and stable across generations.
- It preserves complex traits by maintaining desirable gene combinations without genetic segregation.
- It enables seed-based clonal propagation, allowing easy storage, transport, and distribution of planting material.
- It simplifies breeding programs by enabling faster development and release of improved crop varieties.

Challenges and Limitations of Synthetic Apomixis

Synthetic apomixis, despite its transformative potential, faces several significant challenges. The genetic control of apomixis is highly complex, involving multiple genes and regulatory pathways that are not yet fully understood. Current engineered systems also exhibit low efficiency and stability, as they do not consistently achieve complete clonal seed production across generations or environments. A major biological constraint is endosperm development, which in many cases still requires fertilization, limiting the realization of fully autonomous apomixis. Additionally, precise spatial and temporal regulation of genes involved in apomeiosis and parthenogenesis remains difficult to achieve. The technology has shown success mainly in model plants and rice, with limited transferability to other major crops so far. There is also a risk of reduced genetic diversity due to continuous clonal propagation, which may increase vulnerability to pests, diseases, and environmental stresses. Furthermore, regulatory and biosafety concerns surrounding gene-edited crops, along with technical complexity and high implementation costs, pose additional barriers to large-scale adoption.

References

Xiong, J., Hu, F., Ren, J., Huang, Y., Liu, C. and Wang, K. (2023) 'Synthetic apomixis: the beginning of a new era', Current Opinion in Biotechnology, 79, 102877. Available at: https://doi.org/10.1016/j.copbio.2022.102877.

Liu, C., He, Z., Zhang, Y., Hu, F., Li, M., Liu, Q., Huang, Y., Wang, J., Zhang, W., Wang, C. and Wang, K. (2023) 'Synthetic apomixis enables stable transgenerational transmission of heterotic phenotypes in hybrid rice', Plant Communications, 4(2), 100470. Available at: https://doi.org/10.1016/j.xplc.2022.100470.

Wei, X., Liu, C., Chen, X., Lu, H., Wang, J., Yang, S. and Wang, K. (2023) 'Synthetic apomixis with normal hybrid rice seed production', Molecular Plant, 16(3), pp. 489–492. Available at: https://doi.org/10.1016/j.molp.2023.01.005.

Li, S.-Z., Wang, J., Jia, S.-G., Wang, K. and Li, H.-J. (2023) 'Synthetic apomixis: from genetic basis to agricultural application', Seed Biology, 2, Article 10. Available at: https://doi.org/10.48130/SeedBio-2023-0010.

Huang, Y., Meng, X., Rao, Y., Xie, Y., Sun, T., Chen, W., Wei, X., Xiong, J., Yu, H., Li, J. and Wang, K. (2025) 'OsWUS-driven synthetic apomixis in hybrid rice', Plant Communications, 6(1), 101136. Available at: https://doi.org/10.1016/j.xplc.2024.101136.

INNOVATIVE AGRICULTURE
www.innovativeagriculture.in
ISSN : 3048 - 989X

ESSENTIAL NUTRIENTS FOR PLANT GROWTH AND DEVELOPMENT: FUNCTIONS AND DEFICIENCY

Vinotha D

PG Scholar, Department of Entomology, Indira Gandhi Krishi Vishwavidyalaya, Raipur

ABSTRACT

Plants like all living beings need energy source. The energy needed by the plants are up taken in the form of 17 essential elements. Among which Carbon, hydrogen, and oxygen are derived from surrounding. The remaining 14 essential necessary elements are supplied either from rhizosphere and soil organic matter or by important organic or inorganic fertilizers. Each type of plant is unique and has an optimum nutrient range as well as a minimum requirement level. Below which, plants start to show nutrient deficiency symptoms. Excessive nutrient uptake can also cause poor growth because of toxicity. Soil and plant tissue tests have been developed to assess their nutrient content. By analysis, plant scientists determined the nutrient need of plant in a given soil.

1. INTRODUCTION

Plants require various nutrients to grow, develop, and reproduce optimally. These nutrients are broadly classified into macronutrients and micronutrients based on the relative quantities required by plants. Macronutrients, which include nitrogen (N), phosphorus (P), potassium (K), calcium (Ca), magnesium (Mg), and sulfur (S), are needed in larger amounts. On the other hand, micronutrients such as iron (Fe), manganese (Mn), boron (B), zinc (Zn), copper (Cu), molybdenum (Mo), chlorine (Cl), and nickel (Ni) are required in smaller quantities but are equally essential for plant growth and development.

2. MACRONUTRIENTS

2.1. NITROGEN (N)

Nitrogen is available to plants in the form of nitrate **($NO3^-$) ,** and ammonium **($NH4^+$)** ions

Functions:

- N is biologically combined with C, H, O, and S to create amino acids, which are the building blocks of proteins. Amino acids are used in forming protoplasm Since all plant enzymes are made of proteins, N is needed for all of the enzymatic reactions in a plant.
- N is a major part of the chlorophyll molecule and is therefore necessary for photosynthesis.
- N is a necessary component of several vitamins. N improves the quality and quantity of dry matter in leafy vegetables and protein in grain crops.
- Promotes rapid vegetative growth. Gives plants healthy green color

Deficiency symptoms:

- Pale green to light yellow color (chlorosis) appearing first on older leaves, usually starting at the tips.
- Stunted growth may occur because of reduction in cell division.
- Reduced N lowers the protein content of seeds and vegetative parts. In severe cases, flowering is greatly reduced.
- N deficiency causes early maturity in some crops, which results in a significant reduction in yield and quality.

2.2. PHOSPHOROUS (P)

Phosphorous is available to plants in the form of orthophosphate ions **($HPO4^{2-}$, H_2PO4^-).**

Functions:

- In photosynthesis and respiration, P plays a major role in energy storage and transfer as ADP and ATP (adenosine di- and triphosphate) and DPN and TPN (di- and triphosphopyridine nucleotide).
- P is part of the RNA and DNA structures, major components of genetic information.

- Seeds have the highest concentration of P in a mature plant, and P is required in large quantities in young cells, such as shoots and root tips, where metabolism is high and cell division is rapid.
- P aids in root development, flower initiation, and seed and fruit development.
- P has been shown to reduce disease incidence and has been found to improve the quality of certain crops.

Deficiency symptoms:

- Because P is needed in large quantities during the early stages of cell division, the initial overall symptom is slow, weak, and stunted growth.
- P is relatively mobile in plants and can be transferred to sites of new growth, causing symptoms of dark to blue-green coloration to appear on older leaves of some plants. Under severe deficiency, purpling of leaves and stems may appear.
- Lack of P can cause delayed maturity and poor seed and fruit development.

2.3. POTASSIUM (K)

Potassium is available to plants in the form of ion $\mathbf{K^+}$

Functions:

- Unlike N and P, K does not form any vital organic compounds in the plant. However, the presence of K is vital for plant growth because K is known to be an enzyme activator that promotes metabolism.
- K assists in regulating the plant's use of water by controlling the opening and closing of leaf stomates, where water is released to cool the plant.
- In photosynthesis, K has the role of maintaining the balance of electrical charges at the site of ATP production.
- K promotes the translocation of photosynthates (sugars) for plant growth or storage in fruits or roots. Through its role assisting ATP production, K is involved in protein synthesis.
- K has been shown to improve disease resistance in plants, improve the size of grains and seeds, and improve the quality of fruits and vegetables

Deficiency symptoms:

- Margins on leaves develop a scorched effect on the older leaves, because K is very mobile in the plant.
- Because K is needed in photosynthesis and the synthesis of proteins, plants lacking K will have slow and stunted growth.
- In some crops, stems are weak and lodging is common if K is deficient. The size of seeds and fruits and the quantity of their production is reduced.

2.4. CALCIUM (Ca)

Calcium is available to plants in the form of ion $\mathbf{Ca^{2+}}$

Functions:

- Ca has a major role in the formation of the cell wall membrane and its plasticity, affecting normal cell division by maintaining cell integrity and membrane permeability.
- Ca is an activator of several enzyme systems in protein synthesis and carbohydrate transfer.
- Ca combines with anions including organic acids, sulfates, and phosphates. It acts as a detoxifying agent by neutralizing organic acids in plants. Ca indirectly assists in improving crop yields by reducing soil acidity when soils are lime
- Ca is essential for seed production in peanuts.

Deficiency symptoms:

- Ca is not mobile and is not translocated in the plant, so symptoms first appear on the younger leaves and leaf tips. The growing tips of roots and leaves turn brown and die.
- Ca deficiency is not often observed in plants because secondary effects of high acidity resulting from soil calcium deficiency usually limit growth, precluding expressions of Ca deficiency symptoms.
- Without adequate Ca, which in the form of calcium pectate is needed to form rigid cell walls, newly emerging leaves may stick together at the margins, which causes tearing as the leaves expand and unfurl. This may also cause the stem structure to be weakened.

- In some crops, younger leaves may be cupped and crinkled, with the terminal bud deteriorating. Buds and blossoms fall prematurely in some crops.

2.5. MAGNESIUM (Mg)

Magnesium is available to plants in the form of ion **Mg^{2+}**

Functions:

- Mg is as a major constituent of the chlorophyll molecule, and it is therefore actively involved in photosynthesis.
- Mg is a co-factor in several enzymatic reactions that activate the phosphorylation processes.
- Mg is required to stabilize ribosome particles and also helps stabilize the structure of nucleic acids. Mg assists the movement of sugars within a plant.

Deficiency symptoms:

- Mg is a mobile element and part of the chlorophyll molecule; the deficiency symptom of interveinal chlorosis first appears in older leaves.
- Leaf tissue between the veins may be yellowish, bronze, or reddish, while the leaf veins remain green.
- Corn leaves appear yellow-striped with green veins, while crops such as potatoes, tomatoes, soybeans, and cabbage show orange-yellow color with green veins.
- Symptoms occur most frequently in acid soils and soils receiving high amounts of K fertilizer or Ca. Leaves abnormally thin. Tissue may dry & die. Leaves have tendency to curve upward

2.6. SULFUR (S)

Sulfur is available to plants in the form of sulfate ion **SO_4^{2-}**

Functions:

- S is essential in forming plant proteins as it is a constituent of certain amino acids.
- It is actively involved in metabolism of the B vitamins biotin and thiamine and co-enzyme A.
- S aids in seed production, chlorophyll formation, nodule formation in legumes, and stabilizing protein structure. Aids in the formation of oils .

Deficiency symptoms:

- Young leaves light green to yellowish in color. In some plants, older tissue may be affected also.
- Younger leaves are chlorotic with evenly, lightly colored veins. In some plants (e.g., citrus) the older leaves may show symptoms first. Growth rate is retarded and maturity is delayed. Plant stems are stiff, thin, and woody.
- Symptoms may be similar to N deficiency and are most often found in sandy soils that are low in organic matter and receive moderate to heavy rainfall.
- Small spindly plants. Retarded growth and delayed maturity. Interveinal chlorosis on corn leaves

3. MICRONUTRIENTS

3.1. ZINC (Zn)

Zinc is available to plants in the form of zinc ions **Zn^{++}**

Functions:

- Zn is required in the synthesis of tryptophan, which in turn is necessary for the formation of indole acetic acid in plants.
- Zn is an essential component of several Metallo-enzymes in plants (variety dehydrogenases) and therefore is necessary for several different function in plant metabolism.
- The enzyme carbonic anhydrase is specifically activated by Zn. Zn has a role in RNA and protein synthesis.

Deficiency symptoms:

- Interveinal chlorosis occurs on younger leaves, similar to Fe deficiency.
- Zn deficiency is more defined, appearing as banding at the basal part of the leaf, whereas Fe deficiency results in interveinal chlorosis along the entire length of the leaf.

- In vegetable crops, color change appears in the younger leaves first. The new leaves are usually abnormally small, mottled, and chlorotic.
- In citrus, irregular interveinal chlorosis occurs with small, pointed, mottled leaves. Fruit formation is significantly reduced.
- In legumes, stunted growth with interveinal chlorosis appears on the older, lower leaves. Dead tissue drops out of the chlorotic spots
- Decreased stem length and resetting of terminal leaves

3.2. IRON (Fe)

Iron is available to plants in the form of **Fe^{2+},Fe^{3+}**

Functions:

- Fe is essential in the heme enzyme system in plant metabolism (photosynthesis and respiration). The enzymes involved include catalase, peroxidase, cytochrome oxidase, and other cytochromes.
- Fe is part of protein ferredoxin and is required in nitrate and sulfate reductions. Fe is essential in the synthesis and maintenance of chlorophyll in plants. Fe has been strongly associated with protein metabolism.

Deficiency symptoms:

- Leaves yellowish or white. (young leaves first) Veins green, affected leaves curl up.
- Interveinal chlorosis in younger leaves. The youngest leaves maybe white, because Fe, like Mg, is involved in chlorophyll production.
- Usually observed in alkaline or over-limed soils.

3.3. COPPER (Cu)

Copper is available to plants in the form of ion **Cu^{++}**

Functions:

- Cu is essential in several plant enzyme systems involved in photosynthesis.
- Cu is part of the chloroplast protein plastocyanin, which forms part of the electron transport chain.
- Cu may have a role in the synthesis and/or stability of chlorophyll and other plant pigments.

Deficiency symptoms:

- Reduced growth, distortion of the younger leaves, and possible necrosis of the apical meristem.
- In trees, multiple sprouts occur at growing points, resulting in a bushy appearance. Young leaves becomes bleached, and eventually there is defoliation and dieback of twigs.
- In forage grasses, young leaf tips and growing points are affected first.
- Formation of gum pockets around central pith in oranges

3.4. MANGANESE (Mn)

Manganese is available to plants in the form of **Mn^{2+},Mn^{3+}**

Functions:

- Mn primarily functions as part of the plant enzyme system, activating several metabolic functions. It is a constituent of pyruvate carboxylase.
- Mn is involved in the oxidation-reduction process in photosynthesis. Mn is necessary in Photosystem II, where it participates in photolysis.
- Mn activates indole acetic acid oxidase, which then oxidizes indole acetic acid in plants.
- Generally required with zinc in foliar spraying of Citrus.

Deficiency symptoms:

- Interveinal chlorosis of young leaves. Gradation of pale color next to veins.
- In monocots, greenish-grey specks appear at the lower base of younger leaves. The specks may eventually become yellowish to yellow-orange.
- In legumes, necrotic areas develop on the cotyledons, a symptom known as marsh spots.

3.5. MOLYBDENUM (Mo)

Molybdenum is available to plants as molybdate**, MoO_4**

Functions:

- Required for N Utilization. Mo is a necessary component of two major enzymes in plants, nitrate reductase and nitrogenase, which are required for normal assimilation of N
- Mo is required by soil microorganisms for nitrogen fixation in soils. legumes cannot fix atmospheric N symbiotically without Mb.

Deficiency symptoms:

- Deficiency symptoms resemble those of N because the function of Mo is to assimilate N in the plant. Older and middle leaves become chlorotic, and the leaf margins roll inwards.
- In contrast to N deficiency, necrotic spots appear at the leaf margins because of nitrate accumulation.
- Deficient plants are stunted, and flower formation may be restricted.
- Mo deficiency can be common in nitrogen-fixing legumes.
- Whiptail in cauliflower & yellow spotting in citrus.

3.6. BORON (B)

Boron is available to plants as borate, $\mathbf{H_3BO_3}$

Functions:

- B is necessary in the synthesis of one of the bases for RNA formation and in cellular activities. B has been shown to promote root growth.
- B is essential for pollen germination and growth of the pollen tube.
- B has been associated with lignin synthesis, activities of certain enzymes, seed and cell wall formation, and sugar transport.
- Aids in assimilation of calcium, amount required is extremely small.

Deficiency symptoms:

- Death of terminal growth causing lateral buds to develop & produce "witches broom" effect.
- Thickened, curled, wilted & chlorotic leaves. Soft & neurotic spots in fruit & tubers. Reduced flowering or improper pollination.
- The symptoms are well defined and crop-specific, such as :peanuts: hollow hearts celery: crooked and cracked stem beets: black hearts papaya ,carnation: splitting of calyx .cabbage and cauliflower: pith in hollow stem.

3.7. CHLORINE (Cl)

Chlorine is available to plants as the chloride ion, $\mathbf{Cl^-}$

Functions :

- Cl is essential in photosynthesis, where it is involved in the evolution of oxygen.
- Cl increases cell osmotic pressure and the water content of plant tissues.
- Cl reduces the severity of certain fungal diseases, e.g., take-all disease of wheat

Deficiency symptoms:

- Chlorosis of younger leaves and wilting of the plant. Deficiency seldom occurs because Cl is found in the atmosphere and rainwater.

3.8. NICKLE (Ni)

Nickle is available for plants as Nickle ion $\mathbf{Ni^{2+}}$

Functions:

- Nickel serves as a cofactor for urease. Nickle also plays role in nitrogen metabolism, such as nitrate reductase activity and nitrogen fixation in legumes.
- Nickel has been reported to stimulate seed germination in some plant .

Deficiency symptoms:

- Reduced urease activity and accumulation of urea Necrosis of leaf tips and margins. Reduced seed viability and germination

REFERENCES

Uchida, R. (2000). Essential nutrients for plant growth: Nutrient functions and deficiency symptoms. In J. A. Silva & R. Uchida (Eds.), *Plant nutrient management in Hawaii's soils: Approaches for tropical and subtropical agriculture* (pp. 31–55).

Singh, B. V. (n.d.). *Essential plant nutrients and their roles*. In *Climate-smart strategies for horticulture crop resilience* (pp. 109–121).

Aye, H. N., & Masih, S. (2023). *Role of nutrients in plants, its deficiency and management*. *International Journal of Plant & Soil Science*, 35(10), 129–136. https://doi.org/10.9734/IJPSS/2023/v35i102932

Aye, H. N., & Masih, S. (2023). Role of nutrients in plants, its deficiency and management. *International Journal of Plant & Soil Science*, *35*(10), 129–136. https://doi.org/10.9734/ijpss/2023/v35i102932

INNOVATIVE AGRICULTURE
www.innovativeagriculture.in
ISSN : 3048 - 989X

An Overview of Donkey Farming as an Emerging Livestock Enterprise

[1]Gokul Raj A and [2]Pankaj Kala

[1]B.Sc. (Hons.) Horticulture Graduate, Horticultural College and Research Institute, TNAU, Paiyur - 635 112, Krishnagiri, Tamil Nadu, India.
[2] IV Year B.Sc. (Hons.) Horticulture, Horticultural College and Research Institute, TNAU, Periyakulam - 625 604, Theni, Tamil Nadu, India.
Corresponding Author's email: Gokul Raj A

Abstract:
Donkeys, scientifically known as *Equus asinus*, belong to the horse family Equidae. The National Livestock Mission has been taking several initiatives to prevent declining population levels of Donkeys. Major breeds of donkeys found in India are Halari, Kachchhi, Spiti, and Ladakhi. They are traditionally used as beasts of burden. Apart from carrying heavy goods, donkeys are raised for their high-quality milk. It resembles human milk and is used to treat infant malnutrition in several countries. Its milk is in high demand in the pharmaceutical and cosmetic industries. There are certain challenges and limitations, like low milk yield, illegal killing of animals for hides (skin), and lack of awareness, which hinder the growth of donkey farming. The government supports donkey farming by providing financial assistance. This article gives an overview of donkey farming and its prospects.
Key Words: Donkeys, Equines, Donkey Farming, Donkey Milk, Livestock

Introduction:

Animals are an integral part of human life. People started domesticating animals thousands of years ago. They raise animals for mutual benefits. Humans depend on animals to meet day-to-day needs like diet, clothing, and occupational support. Many animals are employed in agriculture. Animals raised in a farm setup are known as livestock.

Donkeys are one of the important livestock species raised by farmers. Scientifically called *Equus asinus*, they belong to the horse family Equidae. Both male and female donkeys are reared. Jacks (male donkeys) are used to carry loads, while Jennies (female donkeys) are used for milking. Recently, the National Livestock Mission (NLM) has expanded its focus on donkey farming by providing financial assistances. This article focuses on the prospects of donkey farming and its prospects.

Breeds of Donkeys:

In India, there are four registered indigenous donkey breeds: **Halari, Kachchhi, Spiti, and Ladakhi.**

1. Halari: Found mostly in Gujarat; docile in nature; used to pull carts and for milking.
2. Kachchhi: Belongs to the Kutch region of Gujarat; relatively large in size; used in agriculture.
3. Spiti: Native to Himachal Pradesh; hardy in nature; suitable for carrying goods at high altitudes.
4. Ladakhi: Found in the Leh and Ladakh region; survives freezing temperatures and low oxygen levels.

Beast of Burden:

Donkeys were previously used as beasts of burden. Even now, they are used to carry heavy goods. They are employed in different work areas.

- Brick kilns: Used as pack animals.
- Construction sites: To carry sand, bricks, gravel, etc.
- Pilgrimage sites: To carry goods up hills
- Markets: To transport goods like grains, vegetables, and fruits

In South India, laundrymen use donkeys to carry clothes.

It is evident that all these activities affect the welfare of the animal.

Potential of Donkey Milk:

Apart from being used as pack animals, donkeys are also used for milk production. Donkey milk resembles human milk and has great potential in the nutritional, pharmaceutical, and cosmetic industries. Donkey milk is yet not included under standardized food categories by Food Safety and Standards Authority of India (FSSAI), although guidance documents have been issued and commercial standards are still evolving. Several countries consume it and consider it a substitute for human breast milk. In earlier times, this milk was used as a medicine for infant malnutrition. The National Research Centre on Equines has been conducting research on donkey milk.

Nutritional Aspects:

Donkey milk is slightly alkaline with a pH of 7.2, which is similar to human milk. Bovine milk is slightly acidic. It is low in protein but contains essential amino acids similar to those in human milk. Due to low levels of casein, it is more palatable and becomes a healthy choice for people with allergies to cow milk. It is also rich in vitamins C and D. It has anti-ageing properties and is called the "elixir of youth." It contains lysozymes and lactoferrin, which contribute to its antimicrobial properties and make it less pathogenic. Due to the presence of antimicrobial substances, donkey milk is highly perishable and requires refrigeration its shelf life extends to 4 days at 4°C and it remains fresh for 9 hours when kept at 37°C.

Donkey Milk Use in Cosmetics:

In the cosmetic industry, it is used for its cleansing and hydrating properties. It possesses antioxidants that prevent ageing. The fat content in donkey milk nourishes the skin. It is widely used in the cosmetic industry to prevent early symptoms of ageing, reduce wrinkles, control acne, and treat skin conditions like psoriasis and eczema. Farmers can opt for contract farming with cosmetic companies for better profits.

Market Demand & Export Opportunities:

Donkey milk has high demand in the beauty products and healthcare sector, which Indian entrepreneurs can capture and turn into a profitable business. It has high demand in Europe and is also valued in India as a premium product (₹1,200–₹1,600 per litre). It is widely used in skincare and health products, and it can also be an alternative milk option for people with allergies. Donkey milk can be used to make many by-products, which have high demand in foreign countries.

The industry is growing at about 17% annually, with exports reaching around $16 million in 2024. Major export markets include Bhutan, Singapore, and UAE. India is also improving donkey farming, and we should adopt a mix of technological and traditional methods. Anyone who wants to export must keep in mind that exports require proper registration, quality standards, and cold storage for safe transport.

Challenges and Limitations:

<u>Major Challenges:</u>

- Mechanization is replacing traditional donkey-based work.
- Weak marketing system for milk sales.
- Illegal skin trade (ejiao) and meat trade are reducing the donkey population.
- Poor awareness about health care and vaccination among farmers.
- Lack of proper government support and guidelines.
- Low public awareness and traditional non-acceptance of this farming.
- It is often considered inferior work, as donkeys are negatively portrayed as “foolish” animals.

Key Limitations:

- Low milk yield (0.2 to 1.5 litres per day).
- Slow growth and late maturity.
- Small milk capacity, requiring frequent milking.
- Social stigma towards donkey products.
- Limited market in India.
- Processing difficulties due to heat-sensitive milk.
- Requires proper training and skills.
- Lack of clear policies and regulations.
- FSSAI still not approved Donkey milk as food

Government Support for Donkey Farming:

- Main Scheme

National Livestock Mission (NLM)
50% subsidy (up to ₹50 lakh) for setting up farms
Support for breeding, fodder, and infrastructure

- Loans & Subsidy

Under AHIDF: 3% interest subsidy
Loan up to 90% project cost
Low farmer investment (10 to 25%)

- State Support & Insurance

Active states: Karnataka, Telangana, Maharashtra, MP
Insurance: Farmer pays 15%, govt pays rest
* Subsidy and loan benefits vary depending on project and eligibility.

- Training & Research

By ICAR-National Research Centre on Equines Hisar, Haryana & Bikaner, Rajasthan
Training & veterinary support (helpline 1962)

Success Stories:

1. Aby Baby from Kerala left his IT job and started donkey farming after years of research. He founded Dolphin IBA, producing cosmetic products like creams and shampoos. Despite early losses, he succeeded and now sells donkey milk at ₹5,000–₹6,000 per litre. His work is considered one of the successful donkey milk businesses in India.
2. Dhiren Solanki from Gujarat chose farming over a government job. After initial struggles, he shifted to milk powder production for export and now runs a profitable farm earning lakhs every month.
3. U. Babu from Tamil Nadu created "The Donkey Palace", the largest donkey farming network in India. With a network of 5,000 donkeys and 75+ farms, he produces milk, powder, and even uses dung and urine for medicinal and agricultural purposes.
4. Pooja Kaul from Delhi founded Organiko, started a social enterprise to support donkey owners, helping many families increase their income through skincare products.
5. Srinivas Gowda from Karnataka started Isiri Farm in 2022. He introduced a unique idea of selling milk in small sachets (30 ml). His farm received orders worth ₹17 lakh in just 15 days, showing strong market demand.

These stories show that with the right idea and effort, donkey farming can become a successful and profitable business.

Conclusion:

The drowsy animal that once carried heavy goods is now a very good business opportunity. However, according to the National Livestock Mission's 2019 census, the population of donkeys has significantly reduced. To overcome this, the government has initiated schemes to boost donkey farming. Farmers can associate with industries through contract farming and earn a fixed income. Also, the government should develop proper

guidelines for donkey farming and ensure the welfare of the animals. Sometimes, exploring unexplored paths may yield extraordinary results.

References:

Sahoo, A., & Rahman, H. (2023). Donkey and non-bovine milk. In Souvenir-cum-proceedings of stakeholder meet (13 December 2022) (pp. 1–120). ICAR-National Research Centre on Camel, Bikaner, India. ISBN: 978-81-955296-9-8.

Food Safety and Standards Authority of India. (2021). Guidance document on donkey milk and its scientific profile. New Delhi: FSSAI.

Altomonte, I., et al. (2019). "Donkey and human milk: insights into their compositional similarities." International Dairy Journal, 89, 111–8

Garhwal, R., et al. (2022). "A systematic review of the bioactive components, nutritional qualities and potential therapeutic applications of donkey milk

Chand, K., et al. (2025). "From Beast of Burden to Dairy Animal: Transforming Donkey Husbandry for Human Nutrition and Health." ICAR–NIAP Policy Brief

Singh, A., et al. (2021). "Working equids: Their conditions, invisible earning and challenges- A Review." Asian Journal of Agricultural Extension, Economics & Sociology, 39 (11): 357-364.

ICAR-NRCE. (n.d.). Success story: Establishing India's largest donkey farm “The Donkey Palace”. ICAR-National Research Centre on Equines.

INNOVATIVE AGRICULTURE
www.innovativeagriculture.in
ISSN : 3048 - 989X

PRECISION VOLUMETRICS: THE DIGITAL EVOLUTION OF INDIA'S LOCAL VOLUME TABLES

[1]Sahana Sulthana M, [2]Dr B Sivakumar, [3]Kanishka P, [4]Monika R, [5]Fathi Muthus Zohara J, [6]Meghna G, [7]Kesavarthini S

[1,4,5,6,7] PG Scholar, Department of Silviculture and Agroforestry
[2]Assistant Professor (Forestry), Department of Silviculture and NRM
[3]PG Scholar, Department of Forest Biology and Tree Improvement
Forest College and Research Institute, Tamil Nadu Agricultural University, Mettupalayam – 641 301, Tamil Nadu, India
Corresponding author: Sahana Sulthana M

Abstract

As India pursues its Net Zero 2070 mandate, the transition from legacy forestry tools to high-fidelity digital inventories has become a strategic necessity. This article examines the technological evolution of the Local Volume Table (LVT) from a static timber manual to a dynamic, digital asset integrated into the National Transit Pass System (NTPS). By leveraging Terrestrial LiDAR (TLS), AI-driven regression modeling, and Blockchain traceability, Indian forestry is shifting toward individual-tree precision. This digital framework allows for non-destructive biomass estimation and climate-smart yield forecasting, transforming traditional timber stands into transparent, monetized carbon assets essential for the Indian Carbon Market (ICM).

Keywords: Local Volume Table (LVT)**,** Terrestrial LiDAR (TLS)**,** Carbon Sequestration**,** Digital Twin**,** Precision Silviculture

Introduction

The Local Volume Table (LVT) has been the Gold Standard and unseen foundation of Indian forestry for more than a century. These instruments enabled foresters to estimate timber volume using a single variable: Diameter at Breast Height (DBH), from the teak forests of Tamil Nadu to the Sal belts of Chhattisgarh. These were labor-intensive, manual products from a time when the main objective of Working Plans was timber extraction.

However, these outdated tools are facing a crisis of relevance as we move closer to India's ambitious 2070 Net Zero goals. Many tables are more than 50 years old and do not take into consideration the biomass stored in roots and foliage, changing rainfall patterns, and soil deterioration. In a time of climate stress, relying on such static data causes estimation drift, which puts our forest's carbon potential at risk of being underestimated.

The stakes are different in 2026. The National Carbon Market and Green Credit Program are driving a significant change in the forester's toolkit. We are heading toward a digital framework where Site-Specific Digital Models, combined with drone-based multispectral imagery and Terrestrial LiDAR, are inevitable. A stand is now more than just standing timber; it is a carbon asset that can be sold, guaranteeing that every cubic meter of wood is mapped with the scientific accuracy needed to secure India's ecological future.

Local Volume Table (LVT): Precision at the Division Level

The Local Volume Table (LVT) serves as a high-resolution lens in the hierarchical field of forest measurement, capturing the distinct growth patterns of a particular Forest Division. The LVT is purposefully localized, whereas General Volume Tables (GVT) provide broad national averages (FSI, 2022). A Teak tree in the humid Anamalai Hills of Tamil Nadu will have a vastly different volume than one in the arid regions of Rajasthan, even though their diameters are the same. This specificity is crucial because trees have biological reflections of their surroundings. The LVT enables field workers to quickly estimate timber stock even in dense or hilly canopies by linking volume to a single, easily accessible variable—Diameter at Breast Height (DBH).

The LVT experienced a digital transformation by 2026. These tables are now hard coded into India's National Transit Pass System (NTPS). With the help of this One Nation, One Pass integration, foresters can enter the circumference of a tree into a mobile app, which instantly retrieves appropriate local data to create a permit with a QR code (MoEFCC, 2024). This change removes the possibility of volume inflation and guarantees that the movement of timber is supported by accurate, site-specific mathematical models (Chavan et al., 2023).

The sophisticated regression models and Form Factor modifications are what give the modern LVT its real power. The advanced statistical models, such as the combined variable model (V = a + bD2H) or single-entry models (V = + bD + cD2) ensure high-fidelity estimates. These models now take into consideration the precise fullness or taper of the stem for species that grow quickly, such as Melia dubia or Casuarina. The LVT is the best tool for equitable economic valuation and tactical forest management at the local level because of its localization.

II. Site-Specific Volume: Moving Beyond the Average Tree

Every tree in a block was frequently viewed as a carbon copy of its neighbor in the traditional forestry method. But by 2026, individual-tree precision has replaced stand-level guesses. This change recognizes that a tree form, the particular way it tapers from root to tip, is a biological autobiography of its existence. For example, a species that grows in a sheltered valley in the Western Ghats will develop a very different taper than a species that grows in a windy coastal belt in Odisha.

Terrestrial LiDAR (TLS) is one of the driving forces behind this accuracy. Foresters now use Digital Eyes to perform Non-Destructive Sampling in place of the destructive and conventional method of felling trees to determine volume. Researchers at organizations like FRI can produce a 3D Digital Twin of each standing stem in a matter of minutes by using a portable device to scan a plot. This makes it possible to determine the precise merchantable volume, or the amount of valuable sawlog, pole wood, and pulpwood that can be extracted without ever coming into contact with an axe. Key Advancements in Precision Modeling:

1) **AI-Driven Form Factors:** The standard taper assumption has been dropped in contemporary site-specific models. Now they use AI-driven regression models, which were recently refined for species such as *Melia dubia* and Casuarina, to account for the way that localized wind patterns and soil nutrients change the shape of trees.
2) **Segmented Valuation:** Foresters can value in-demand species, such as rosewood or sandalwood, down to the last cubic centimeter by digitally dissecting the stem.

By eliminating uncertainty from forest inventory, this site-specific method guarantees that timber is managed as a precisely mapped and valued asset rather than merely as a bulk commodity (Das & Singh, 2023).



Figure 2. Terrestrial LiDAR

IV. Local Yield Tables: Forecasting Growth

The volume table is a snapshot of our current inventory, while the Local Yield Table (LYT) gives an estimate of future forest productivity. It delivers a dimensioned indicative statement of the anticipated amount per hectare at different age intervals for a particular site quality, enabling forest managers to estimate projected total yield over 10, 20, or 50 years. However, the yield tables developed in the 1970s often fail to account for the climatic wildcards of 2026, such as erratic monsoon patterns and prolonged heatwaves, which significantly alter traditional growth trajectories. With the rise of private plantations, yield tables are being developed specifically for Farm-Grown timber. Recent 2025-26 studies in Tamil Nadu have shown that farm-grown Teak follows a completely different yield curve than forest-grown Teak due to irrigation and fertilization.

Optimizing harvest at this biological sweet spot is essential for several reasons:

- **Maximizing Economic Return:** It ensures that the timber is harvested at its peak volume accumulation before growth rates begin to decline.
- **Resource Efficiency:** It prevents the unnecessary occupation of land by stagnant crops, allowing for faster rotation cycles.
- **Carbon Accounting:** It provides a verifiable baseline for expected carbon sequestration, a prerequisite for participation in the Indian Carbon Market (ICM).

Indian forestry is moving toward a highly effective, data-driven Green Economy where future supply can be predicted with previously unheard-of scientific accuracy by switching from static paper records to these dynamic, site-specific yield models.

V. From Digital Twins to Blockchain

The data generated by site-specific tables is now becoming digital currency. By linking Digital Twins to Blockchain technology, we ensure absolute traceability. This integration solves the century-old problem of the leaky supply chain. When a tree is measured using a site-specific LVT, the data is uploaded to a decentralized ledger, creating an unalterable record from forest to consumer. For high-value species like Sandalwood, this provides a Digital Certificate of Origin. Furthermore, by hosting yield forecasts on a blockchain, developers provide investors with Proof of Growth. If satellite scans confirm a plantation is hitting its MAI targets, carbon credits can be released automatically through Smart Contracts. This level of transparency is transforming forestry into a high-integrity, tech-driven industry (Vashum & Jayakumar, 2022).

VI. Conclusion

A notable change in the way India values its natural capital can be seen in the transition from static paper ledgers to dynamic, site-specific digital models. We are finally bringing forestry practices into line with the pressing demands of the global climate crisis by eschewing average estimations and adopting individual-tree precision.

The Local Volume Table has given up its traditional appearance in favor of a digital soul as we consider India's Net Zero 2070 commitments. Forests are no longer seen as merely timber reserves thanks to the integration of LiDAR-derived Digital Twins, AI-driven yield forecasting, and Blockchain traceability. Instead, they are recognized as high-integrity, transparent assets driving a robust Green Economy. Everyone is empowered by this data-driven revolution, from local farmers to national policymakers. India is securing a future in which its forests flourish as the fundamental lungs of a sustainable, climate-resilient economy by making sure every cubic centimeter of wood is precisely mapped and every ton of carbon is scientifically verified.

Reference:

Chavan, S. B., Uthappa, A. R., Sridhar, K. B., Keerthika, A., Handa, A. K., Newaj, R., Kumar, N., Chaturvedi, O. P., & Madhu, M. (2023). Trees for generating income and reducing abiotic stressors: Allometric equations for prominent agroforestry species in India. *Environment, Development and Sustainability*, *25*(6), 5431–5452. https://doi.org/10.1007/s10668-022-02273-0

Forest Survey of India (FSI). (2023). *Manual of instructions for forest inventory: Integration of Terrestrial Laser Scanning (TLS) and digital tools*. Ministry of Environment, Forest and Climate Change, Government of India.

Gunaga, R. P., Behera, L. K., Sinha, S. K., Mehta, A. A., Thakur, N. S., Garde, Y. A., ... & Sondarva, R. L. (2023). Development of volumetric equation and volume table for Casuarina species. *Indian Journal of Ecology*, *50*(5), 1368-1372.

Ilvessalo, Y. (1927). *Methods for preparing yield tables*. Suomen metsätieteellinen seura.
Rodda, S. R., Nidamanuri, R. R., Mayamanikandan, T., Rajashekar, G., Jha, C. S., & Dadhwal, V. K. (2024). Non-destructive allometric modeling for tree volume estimation in tropical dry deciduous forests of India using terrestrial laser scanner. *Journal of the Indian Society of Remote Sensing*, *52*(4), 825-839.
Shrestha, H. L., Kafle, M. R., Khanal, K., & Mandal, R. A. (2018). Developing local volume tables for three important tree species in Nawalparasi and Kapilvastu districts. *Banko Janakari*, 84-91.
Singhal, J., Srivastava, G., Reddy, C. S., Rajashekar, G., Jha, C. S., Rao, P. N., ... & Roy, P. S. (2021). Assessment of carbon stock at tree level using terrestrial laser scanning vs. Traditional methods in tropical forest, India. *IEEE Journal of Selected Topics in Applied Earth Observations and Remote Sensing*, *14*, 5064-5071.

INNOVATIVE AGRICULTURE
www.innovativeagriculture.in
ISSN : 3048 - 989X

Digital India and Agro-Economy: Legal System Transformation for Sustainable Development

Vandana Attri[1] and Reeta Sony A.L.[2]

[1]Doctoral Research Fellow & Corresponding Author
Centre for Study of Law and Governance
Jawaharlal Nehru University, New Delhi – 110 067, India
[2]Associate Professor
Centre for Study of Law and Governance
Jawaharlal Nehru University, New Delhi – 110 067, India

India stands at a transformative crossroads where digital innovation intersects with its deeply rooted agro-based economy. Agriculture continues to sustain nearly half of the country's population, yet it faces persistent challenges—fragmented landholdings, climate variability, market inefficiencies, and legal bottlenecks. At the same time, the nation's ambitious digital transformation has begun reshaping governance, service delivery, and institutional frameworks.

The convergence of digitalization and legal reform represents a critical pathway toward strengthening institutional efficiency within India's agro-based economy. It facilitates the development of a transparent, accountable, and inclusive legal framework that underpins sustainable agricultural growth. Digital legal mechanisms, including e-courts and blockchain-enabled land record systems, extend beyond technological modernization to function as instruments of structural transformation. By enhancing tenure security, expediting dispute resolution, and improving access to justice, these innovations reinforce farmers' rights and institutional trust. Consequently, they contribute significantly to rural resilience, equity, and long-term sustainability.

1.1 Digital India: A Transformative Vision

The Digital India initiative has fundamentally transformed governance paradigms by prioritizing connectivity, robust digital infrastructure, and citizen-centric service delivery. Anchored in key pillars such as digital identity, mobile penetration, and data-driven governance, it has created a strong foundation for inclusive and participatory growth. These advancements have been particularly significant in rural landscapes, where digital platforms now facilitate direct benefit transfers, streamline crop insurance claims, and enhance farmers' access to real-time market information.

Despite these strides, the legal architecture underpinning the agricultural sector has not progressed at a commensurate pace. It continues to be constrained by procedural inefficiencies, limited transparency, and inadequate accessibility for rural stakeholders. Such systemic gaps undermine the full potential of digital interventions in agriculture. Therefore, the integration of digital technologies into the legal ecosystem becomes imperative. Bridging this institutional divide is essential to ensure that the gains of technological innovation are effectively translated into equitable, tangible, and sustainable outcomes for farmers.

1.2 Agro-Based Indian Economy: Challenges and Opportunities

Agriculture remains the backbone of India's economy, contributing significantly to employment and food security. Yet, the sector is constrained by structural and institutional challenges:

- **Land disputes and unclear titles:** Land disputes and unclear titles remain a persistent challenge in India's agro-based economy, largely due to fragmented holdings, outdated land records, and overlapping claims of ownership. Ambiguities in title documentation often lead to prolonged legal conflicts, delaying agricultural decision-making and investment. Such disputes not only burden the judicial system but also create uncertainty for farmers, limiting their access to institutional credit and government benefits. Resolving these issues through transparent and digitized land records is therefore critical for ensuring security and productivity in agriculture.

- **Delayed justice delivery in agricultural cases:** Delayed justice delivery in agricultural cases is a major constraint on rural development, often arising from judicial backlogs, procedural complexities, and limited access to legal services. Prolonged litigation in matters such as land disputes, tenancy rights, and contract enforcement creates uncertainty and financial stress for farmers. This delay discourages investment and timely decision-making in agriculture. Ensuring faster, technology-enabled dispute resolution is therefore essential for protecting farmers' interests and strengthening the agro-economy.
- **Inefficient contract enforcement:** Inefficient contract enforcement remains a critical bottleneck in India's agro-based economy, particularly in areas such as contract farming and agri-business agreements. Weak monitoring mechanisms, lengthy legal procedures, and limited awareness among farmers often result in breaches going unaddressed. This undermines trust between farmers, traders, and agribusiness firms, discouraging formal partnerships and investment. Strengthening enforcement through digital legal tools and streamlined processes is essential for ensuring accountability and promoting a more reliable agricultural market ecosystem.
- **Limited access to legal awareness among farmers:** Limited access to legal awareness among farmers remains a significant barrier to equitable participation in the agricultural economy. Many farmers are unfamiliar with their rights, contractual obligations, and available legal remedies, making them vulnerable to exploitation. This knowledge gap is further widened by low digital literacy and inadequate outreach in rural areas. Enhancing legal literacy through digital platforms, local language resources, and extension services is essential for empowering farmers and ensuring informed decision-making.

These issues not only hinder productivity but also discourage investment and innovation. A digitally empowered legal system can address these constraints by ensuring timely dispute resolution, secure land ownership, and enforceable agreements.

2.1 Digitalization of the Legal System: An Overview

The digital transformation of India's legal system has gained momentum through initiatives such as:

- **E-Courts Mission Mode Project** – represents a significant step toward modernizing India's judicial system through digital transformation. It enables online case filing, virtual hearings, and the maintenance of digital records, thereby reducing dependence on physical infrastructure. This initiative enhances transparency, improves efficiency, and minimizes delays in judicial processes. For rural stakeholders, especially farmers, it facilitates easier access to justice by saving time, travel, and associated costs.
- **National Judicial Data Grid (NJDG)** – a landmark initiative that enhances transparency and accountability within India's judicial system. It provides real-time access to case status, pendency, and disposal rates across courts, enabling better monitoring and informed decision-making. By making judicial data publicly accessible, it empowers litigants, policymakers, and researchers alike. For the agricultural sector, such transparency helps farmers track their cases efficiently and reduces uncertainty associated with prolonged litigation.
- **Online Dispute Resolution (ODR)** platforms – represent a transformative approach to resolving disputes through digital means, offering faster and more cost-effective alternatives to traditional litigation. By enabling virtual negotiation, mediation, and arbitration, ODR minimizes the need for physical court appearances and reduces procedural delays. This is particularly beneficial for farmers and rural stakeholders who face constraints of distance, time, and resources. Ultimately, ODR enhances access to justice, promotes timely conflict resolution, and supports a more efficient and inclusive legal ecosystem.

These innovations enhance transparency, reduce delays, and improve access to justice—especially for rural populations who often face barriers in navigating conventional legal systems.

2.2 Strengthening Land Governance through Digital Legal Tools

Land is the most critical asset in an agro-based economy. Digitization of land records, integration of cadastral maps, and use of technologies like GIS and blockchain can revolutionize land governance. Key benefits include:

- Clear and tamper-proof digital land records significantly reduce disputes by eliminating ambiguities in ownership and boundaries. With transparent and verifiable data, the scope for fraud, duplication, and

conflicting claims is minimized. This ensures greater security for farmers and promotes stability in agricultural operations.

- Secure and digitally verified land titles enhance farmers' credibility, enabling them to use land as reliable collateral for institutional credit. This improves access to formal financing from banks and reduces dependence on informal lenders. As a result, farmers can invest more confidently in productivity and sustainable agricultural practices.
- Enhanced planning and resource management become possible through accurate and digitized land and agricultural data. With reliable information on land use, soil, and ownership, policymakers and farmers can make informed decisions regarding cropping patterns, irrigation, and input utilization. This leads to improved efficiency, reduced resource wastage, and more sustainable agricultural practicesDigital land records also support climate-resilient agriculture by enabling better land-use planning and monitoring.

3.1 E-Courts and Access to Justice for Farmers

The introduction of e-courts has significantly improved access to justice in rural India. Farmers can now:

- File cases online without traveling long distances
- Attend virtual hearings, reducing time and cost
- Track case progress transparently

This shift is particularly impactful in resolving agricultural disputes such as land ownership conflicts, tenancy issues, and contract farming disagreements. Faster resolution of such cases contributes directly to economic stability and productivity.

3.2 Legal Digitalization and Sustainable Development Goals (SDGs)

Digital legal systems align closely with the United Nations Sustainable Development Goals, particularly:

- **SDG 2 (Zero Hunger)** – advanced through digital and legal innovations that enhance agricultural productivity and efficiency. Improved access to timely information, secure land rights, and faster dispute resolution enables farmers to optimize production and reduce losses. This contributes to food security, better livelihoods and sustainable agricultural growth.
- **SDG 9 (Industry, Innovation, Infrastructure)** – strengthened through the development of robust digital infrastructure that supports modern governance and legal systems. Digital platforms, e-courts, and data networks enhance efficiency, innovation, and connectivity across sectors. This fosters inclusive growth, improves service delivery, and builds a resilient foundation for sustainable economic development.
- **SDG 16 (Peace, Justice, Strong Institutions)** – advanced by ensuring equitable and timely access to justice through digital legal systems. Initiatives such as e-courts and online dispute resolution enhance transparency, reduce delays, and strengthen institutional accountability. This fosters trust in governance and promotes a more just, inclusive, and stable society.

By strengthening institutions and promoting transparency, legal digitalization creates an enabling environment for sustainable agricultural growth.

3.3 Empowering Farmers through Legal Awareness and Digital Literacy

Technology alone is not sufficient; its effectiveness depends on user awareness and accessibility. Farmers must be equipped with:

- **Digital literacy skills** - enable individuals, especially farmers, to effectively access and use digital tools, platforms, and services. These skills are essential for navigating e-governance systems, online markets, and digital legal resources. Enhancing digital literacy ensures greater inclusion, informed decision-making, and improved participation in the modern agro-economy.
- **Awareness of legal rights and processes** - empowers farmers to understand entitlements related to land, contracts, and government schemes. It enables them to seek timely remedies, avoid exploitation, and participate confidently in formal systems. Strengthening such awareness is crucial for ensuring justice, accountability, and inclusive development in rural areas.
- **Access to user-friendly platforms in local languages** - ensures that farmers can easily understand and utilize digital and legal services without linguistic barriers. It enhances inclusivity by making information,

applications, and grievance mechanisms more accessible to rural populations. Such localization is essential for effective participation, better decision-making, and equitable delivery of services.

Government agencies, academic institutions, and civil society organizations have a crucial role in bridging this knowledge gap. Mobile-based legal advisory services and AI-driven chatbots can further democratize access to legal information.

4.1 Challenges in Legal Digitalization

Despite its promise, digitalization of the legal system faces several challenges:

- **Digital divide in rural areas** - refers to unequal access to internet connectivity, digital devices, and technological infrastructure. This gap limits farmers' ability to benefit from e-governance, digital legal systems, and online agricultural services. Bridging this divide is essential to ensure inclusive growth, equitable access to opportunities, and the success of digital transformation initiatives.
- **Limited infrastructure and connectivity** - major constraints in rural regions, affecting access to reliable internet, electricity, and digital services. These gaps hinder the effective implementation of e-governance and digital legal systems. Strengthening physical and digital infrastructure is therefore essential to ensure seamless service delivery and inclusive development.
- **Data privacy and cybersecurity concerns** - pose significant challenges in the digitalization of legal and agricultural systems. Sensitive information related to land records, financial transactions, and personal identities is vulnerable to breaches and misuse. Ensuring robust data protection frameworks and secure digital infrastructure is essential to build trust and safeguard stakeholders in the digital ecosystem.
- **Resistance to change within institutions** - often arises from entrenched practices, lack of digital skills, and apprehension toward new technologies. This can slow the adoption of digital legal systems and limit their effectiveness. Addressing this requires capacity building, training, and a shift toward a more adaptive and innovation-friendly institutional culture.

Addressing these challenges requires coordinated efforts involving policy reforms, capacity building, and investment in infrastructure.

4.2 Action Agenda

To fully harness the potential of digital legal systems for agro-based development, the following measures are essential:

- **Strengthening rural digital infrastructure** - essential to provide reliable connectivity and ensure seamless access to e-governance and legal services. It enables inclusive participation and maximizes the benefits of digital transformation in rural areas.
- **Integrating legal and agricultural databases** - enables seamless information flow between land records, court systems, and agricultural services. This reduces duplication, improves transparency, and supports faster decision-making for farmers and policymakers.
- **Promoting Online Dispute Resolution (ODR)** - enables quicker, cost-effective settlement of agricultural disputes through digital mediation and arbitration. It reduces court burden and ensures timely justice for farmers.
- **Ensuring data security and privacy protections** - vital to safeguard sensitive information related to land records, finances, and personal identities. Robust frameworks and secure digital systems help build trust and ensure the safe adoption of digital legal services.
- **Encouraging public-private partnerships** - fosters innovation by leveraging the expertise and resources of both sectors. Such collaborations can accelerate the development of efficient digital legal solutions and expand access to justice.

5.1 Way Forward

The trajectory of India's agro-economy will increasingly depend on how effectively technological advancements are integrated with governance and legal frameworks. Emerging technologies such as artificial intelligence, blockchain, and big data analytics are set to redefine the functioning of legal institutions by enhancing efficiency, transparency, and responsiveness. These innovations hold the potential to minimize delays, improve the precision

of decision-making, and strengthen institutional trust—key elements for a robust and sustainable agricultural economy.

A transformative paradigm is already taking shape. Blockchain-enabled land records can ensure swift and tamper-proof resolution of disputes, significantly reducing ambiguity and fraud. Smart contracts offer the promise of automatic, transparent, and enforceable agreements between farmers and stakeholders, thereby minimizing conflicts. Simultaneously, AI-driven platforms can provide real-time legal assistance, empowering farmers with timely guidance and informed decision-making. Collectively, these advancements point toward a proactive, accessible, and resilient legal ecosystem aligned with the needs of rural India.

In this context, the digitalization of India's legal system must be viewed not merely as administrative reform but as a cornerstone of sustainable development. By fostering transparency, efficiency, and inclusivity, digital legal frameworks can empower farmers, reduce socio-economic disparities, and reinforce the agro-based economy. As India continues its digital journey, the integration of legal innovation with agricultural development will be crucial in shaping a resilient and equitable future. Ultimately, a digitally enabled justice system is not just about faster courts—it is about building a fair, inclusive, and prosperous nation where every farmer can confidently access timely and effective justice.

INNOVATIVE AGRICULTURE
www.innovativeagriculture.in
ISSN : 3048 - 989X

Konjac Powder: A Natural Fiber with Powerful Health and Food Applications

Pathiam Srilatha[1], Vinay G M[1]

Department of Food Process Technology, College of Food Science & Technology, Professor Jayashankar Telangana Agricultural University, Rudrur, Telangana-503188
Corresponding author: Vinay G M

Introduction

Konjac powder is gaining widespread attention in food science, nutrition, and functional food development due to its unique physicochemical and health-promoting properties. It is derived from the tuber of the plant *Amorphophallus konjac*, primarily cultivated in East and Southeast Asia. The major bioactive component of konjac powder is glucomannan, a water-soluble dietary fiber known for its exceptional viscosity and water-holding capacity (Arnarson, 2023).

In recent years, konjac powder has emerged as a promising ingredient in low-calorie foods, dietary supplements, and health-oriented formulations. Its multifunctional properties make it valuable not only in food processing but also in pharmaceutical and nutraceutical industries.

What is Konjac Powder?

Konjac powder is obtained from the tuber (corm) of the plant *Amorphophallus konjac*, commonly known as elephant yam, devil's tongue, or voodoo lily. This plant is native to parts of Asia, particularly China, Japan, and Southeast Asia, where it has been used for centuries in traditional foods and herbal medicine. Konjac powder is obtained by drying and milling the corm (underground stem) of the konjac plant.

The primary component of konjac powder is glucomannan, a water-soluble dietary fiber that accounts for a significant portion of its dry weight. This fiber is known for its extraordinary ability to absorb water and form a highly viscous gel. When mixed with water, it can absorb up to 50 times its weight, forming a thick gel-like substance, making it one of the most effective natural thickening and gelling agents available.

Composition and Functional Characteristics

Konjac powder mainly consists of glucomannan (approximately 40–60%), along with small amounts of starch, protein, and minerals. Glucomannan is a polysaccharide composed of glucose and mannose units linked by β-1,4 bonds, contributing to its high viscosity and gel-forming ability.

One of the most distinctive features of glucomannan is its capacity to absorb water up to 50 times its weight, forming a highly viscous gel (Cleveland Clinic, 2024). This property makes konjac powder an effective thickener, stabilizer, and fat mimetic in various food applications.

Functional Properties of Konjac Powder

Konjac powder has several unique functional properties that make it valuable in food formulation:

1. High Water Absorption and Gel Formation

Konjac powder forms a strong gel when hydrated, making it useful as a thickener, stabilizer, and fat replacer. Konjac powder acts as a natural thickener in soups, sauces, and beverages, often replacing synthetic additives.

2. High Viscosity

It produces highly viscous solutions even at low concentrations, which helps in improving texture and mouthfeel in food products.

3. Fat Replacement Ability

Due to its gel-like structure, konjac can mimic the texture of fat in low-fat foods.

4. Low-Calorie Nature

Konjac contains almost no digestible calories, making it suitable for weight management foods.

5. Prebiotic Effect

It acts as a substrate for beneficial gut bacteria, supporting microbiome health.

6. Stabilizing and Emulsifying Properties

It helps stabilize emulsions and improves the texture of processed foods.

7. Film-Forming Ability

Konjac can form edible films and coatings, useful in food packaging and edible cutlery development.

Health Benefits of Konjac Powder

1. Supports Weight Management

Konjac powder expands in the stomach by absorbing water, increasing satiety and reducing hunger. This can lead to reduced calorie intake and gradual weight loss. Studies show that glucomannan supplementation can support weight reduction when combined with a calorie-controlled diet (Arnarson, 2023).

2. Improves Digestive Health

As a soluble fiber, konjac helps regulate bowel movements and prevent constipation. It increases stool bulk and improves gut transit time (Verywell Health, 2023).

3. Helps Control Blood Sugar

Konjac slows down carbohydrate digestion and glucose absorption, leading to more stable blood sugar levels. This makes it beneficial for people with diabetes or insulin resistance (Cleveland Clinic, 2024).

4. Lowers Cholesterol

Glucomannan can bind to cholesterol in the digestive tract and reduce its absorption. Regular intake has been associated with reductions in low-density lipoprotein cholesterol levels (Healthline, 2026).

5. Enhances Gut Microbiota

As a prebiotic fiber, konjac promotes the growth of beneficial intestinal bacteria, which supports overall gut health and immunity (Verywell Health, 2023).

Applications in Food Industry

Konjac powder is widely used across various sectors of the food industry due to its multifunctional properties.

1. Noodles and Pasta

Shirataki noodles are one of the most popular konjac-based products. They are low-calorie and widely used in weight-loss diets.

2. Thickening Agent

It is used in soups, sauces, gravies, and desserts as a natural thickener.

3. Fat Replacer

Konjac is used in bakery and dairy products to reduce fat content while maintaining texture.

4. Gel Formation

Used in jellies, gummies, and dessert products.

5. Gluten-Free Products

It is used in gluten-free formulations to improve structure and elasticity.

6. Meat and Dairy Alternatives

It is used as a binder and texture enhancer in plant-based meat products and dairy alternatives.

7. Edible Films and Coatings

Due to its film-forming properties, konjac is used in edible packaging and biodegradable food coating.

Role in Modern Functional Foods

With growing consumer interest in low-calorie, high-fiber, and plant-based foods, konjac powder plays a major role in functional food development. It aligns well with trends such as:

- Weight management diets
- Keto and low-carb diets
- Clean label food formulations
- Gluten-free product development
- Gut-health-focused nutrition

Food scientists are increasingly exploring konjac as a fat replacer and texture modifier in dairy, bakery, and meat analog products.

Market Trends and Demand

The demand for konjac powder is steadily increasing due to rising consumer awareness of health and nutrition, particularly the preference for low-calorie, high-fiber, and plant-based food products. The growing popularity of weight management diets, such as keto and diabetic-friendly diets, has further boosted its market potential. Additionally, the clean-label movement and demand for natural food additives have encouraged food industries to adopt konjac powder as a fat replacer, thickener, and stabilizer. Expansion of the functional food and nutraceutical sectors, along with increasing global interest in sustainable and biodegradable ingredients, is also driving the growth of the konjac market worldwide.

Recent Research Trends

Recent research on konjac powder is focused on enhancing its functional and nutritional applications in modern food systems. Studies are exploring its use in plant-based meat analogues to improve texture and water retention, as well as in 3D food printing for developing customized and structured food products. Researchers are also investigating its potential in encapsulating bioactive compounds for controlled release in functional foods and pharmaceuticals. Furthermore, advancements are being made to modify glucomannan properties to improve its sensory characteristics and compatibility with other ingredients, thereby expanding its application in diverse food formulations.

Safety and Limitations

Konjac powder is generally safe for consumption when used in moderate amounts; however, it should always be taken with sufficient water due to its high swelling capacity. Inadequate hydration may lead to choking or blockage in the throat or digestive tract, especially when consumed in dry or concentrated forms. Excessive intake can cause gastrointestinal discomfort, including bloating, gas, and diarrhea. Additionally, very high consumption may interfere with the absorption of certain nutrients. Therefore, proper formulation, controlled dosage, and adequate hydration are essential to ensure its safe use in food and dietary applications (Healthline, 2026).

Future Scope

The future scope of konjac powder lies in its expanding applications in functional foods, particularly in the development of low-calorie, high-fiber, and plant-based products aimed at improving human health. It has strong potential as a fat replacer and texture enhancer in bakery, dairy, and meat analogue formulations, aligning with the growing demand for clean-label and sustainable foods. Additionally, konjac powder can be utilized in the formulation of functional beverages and nutraceutical products targeting weight management, diabetes control, and gut health. Its biodegradable and film-forming properties also offer promising opportunities in the development of edible coatings and eco-friendly packaging materials. Furthermore, advancements in food processing technologies and ingredient optimization are expected to improve its sensory attributes, thereby increasing its acceptability and commercial viability in the global market.

Conclusion

Konjac powder is a versatile natural ingredient with significant potential in food science and nutrition. Its key component, glucomannan, offers multiple health benefits including weight management, improved digestion, cholesterol reduction, and better blood sugar control. In food processing, it serves as a powerful thickener, fat replacer, and stabilizer, making it highly valuable in modern functional food development. However, proper usage and hydration are essential to ensure safety and effectiveness. With increasing demand for healthy and functional foods, konjac powder is expected to play an important role in future food innovation.

References

Arnarson, A. (2023). *Glucomannan — Is it an effective weight loss supplement?* Healthline.
Cleveland Clinic. (2024). *5 ways konjac can help boost your health*.
Healthline. (2026). *What is konjac? Uses, benefits, and side effects*.
Verywell Health. (2023). *Glucomannan benefits for weight loss, diabetes, and more*.

INNOVATIVE AGRICULTURE
www.innovativeagriculture.in
ISSN : 3048 - 989X

FROM TAPE TO TECH: REVOLUTIONIZING TREE MEASUREMENT WITH MOBILE AND LIDAR TOOLS

[1]Monika R, [2]Dr B Sivakumar, [3]J Fathi Muthus Zohara, [4]Sahana Sulthana M, [5]Kanishka P, [6]Meghana G, [7]Keshavarthini S

[1,3,4,6,7] PG Scholar, Department of Silviculture and Agroforestry
[2]Assistant Professor (Forestry), Department of Silviculture and NRM,
[5]PG scholar, Department of Forest Biology and Tree Improvement
Forest College and Research Institute, Tamil Nadu Agricultural University, Mettupalayam – 641 301, Tamil Nadu, India
Corresponding author: Monika R

Introduction

With the growing need for better forest management, there is an increasing demand for accurate, affordable, and easy-to-use measurement tools. Mobile technology has transformed forest measurement by making it faster, simpler, and more cost-effective than traditional methods. Today, smartphones and tablets equipped with cameras, sensors, and LiDAR can measure tree diameter and height with reasonable accuracy. Mobile apps and augmented reality tools help foresters estimate diameter at breast height (DBH) and tree height directly in the field, reducing the need for instruments like callipers and clinometers. These tools make data collection easier, reduce human errors, and allow information to be stored and shared digitally, saving time and effort. Compared to advanced technologies like terrestrial laser scanning (TLS) and drones, mobile devices are more affordable and user-friendly, making them suitable for both large forest surveys and small landowners. Although some limitations still exist, especially in dense forests, mobile technology continues to improve and serves as a practical bridge between traditional methods and advanced techniques.



Figure 1. Application of forest biometry

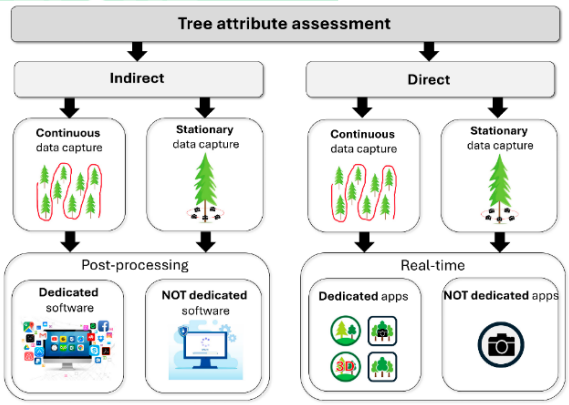

Figure 2. Exploring data collection methods for mobile device application in tree attribute assessment: indirect vs. direct.

The paradigm shift from traditional use to modern technologies

Single tree measurements are the smallest part of forest surveying and serve as the foundation for forest biometry. Individual tree's physical attributes, such as age, species, stem diameter, height, form condition, and crown characteristics, are generally taken. Among these diameter and tree height was most important parameter used for enumeration. Traditional forest mensuration mainly use simple tools like tree callipers, diameter tapes, Biltmore sticks, and clinometers. Foresters measure diameter at breast height (DBH) using tapes or callipers at a height of 1.37 meters above the ground, while tree height is calculated using basic trigonometry methods. The accuracy of tree height measurements can be impacted by a number of factors, including topography, tree species, tree shape,

stand complexity and occlusions. These techniques are popular because they are simple, reliable, and affordable but it consume lot of time and require trained skills, especially working in large forest areas. More advanced tools like relascopes, laser devices, and ultrasonic hypsometers can improve accuracy, reduce time and faster collection of data Passive sensors, like RGB cameras have the potential for 3D reconstruction and scanning point clouds that improve individual tree-level information collection. Active sensors with LiDAR-equipped smartphones provide precise quantitative measurements. The combination of passive and active sensing techniques has proven significant potential for comprehensive data collection. Traditional methods are still very important as they are used as standard reference methods to check and validate modern technologies like drones, laser scanning, and mobile-based measurement systems, keeping them relevant in both forestry practice and research.

Figure 3. diameter measurement using calliper

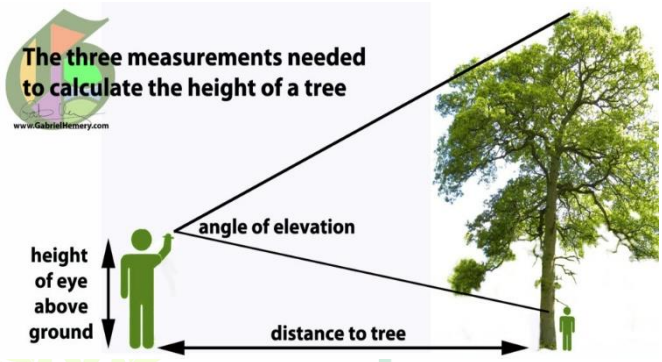

Figure 4. Trigonometric method of tree height measurement

Key Mobile Applications for Tree Measurement

1. Forest Scanner App

Forest Scanner is a free iOS app for LiDAR-equipped iPhones and iPads that captures real-time 3D point clouds to measure tree stem diameter within a 5 m range. It uses the YOLACT deep learning model for stem detection and the Levenberg Marquardt algorithm for circle fitting to estimate diameter, with a recommended minimum detectable diameter of 5–10 cm. The app tracks relative position via IMU and absolute location via GPS, and allows users to scan multiple trees in a single session, add species and notes, and export a tree list with diameter, coordinates, and species data via email or AirDrop.



Figure 5. Screenshots of Forest Scanner app

2. Working Trees App

Working Trees is a mobile app that measures tree diameter at 1.3 m height using a smartphone camera and SLAM photogrammetry. It also lets users set up sampling plots, view trees on an interactive map, and export data via an API. The app runs on Apple iOS and uses ARKit, which combines camera, gyroscope, and accelerometer data to measure distances without requiring LiDAR, making it compatible with older iPhone models as well. It measures distance by tracking objects through the camera, estimating movement, and building a 3D surface to calculate distances. Besides diameter, it also collects tree height, GPS location, species, date, and images. An Android version is in development.

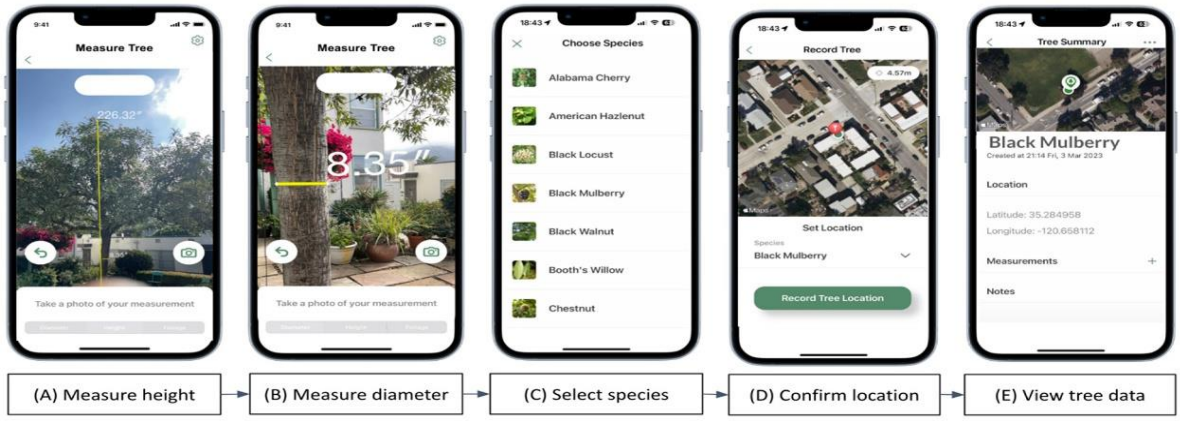

Figure 6. Screencaptures of the mobile phone application workflow, demonstrating, in order, measurement of tree (A) height and (B) diameter; (C) selection of species; (D) recording of location; and (E) summary screen of collected data. To measure diameter, the us

3. The iPhone Measure App

The iPhone Measure App is a free built-in iOS application that uses ARKit and the device camera to measure real-world distances, including tree diameter at breast height (DBH). A study in the European Journal of Forest Research evaluated its accuracy across 888 trees in a mixed forest, comparing results with traditional calliper measurements. The results showed reasonable performance for a free tool, though small measurement errors were found to affect stand-level basal area estimates. Since the app does not require LiDAR, it works on a wide range of iPhone models and requires no additional download or cost, making it one of the most accessible options for basic field measurements. However, its accuracy is lower than dedicated apps like Forest Scanner, making it more suitable for quick estimates rather than precise forest inventories.

4. Augmented Reality (AR) and Mixed Reality Approaches

Beyond traditional LiDAR applications, augmented reality has brought up new possibilities. AR is the projection of virtual content into the actual world, whereas virtual reality refers to a completely immersive experience. LiDAR-based augmented reality and mixed-reality smartphone apps are increasingly being utilized to calculate

DBH. In early 2025, researchers evaluated the Apple Vision Pro (AVP), Apple's mixed-reality headset, for tree DBH assessment. Apple released the Mixed-Reality Interface in February 2024 with the Apple Vision Pro, which includes sensor capabilities for collecting field data. Two AVP-based apps were evaluated for DBH measurement on 182 plants.

5. Using Photogrammetry and LiDAR for Tree Height Estimation

Digital Surface Models (DSM) were created from both photogrammetry and LiDAR data to estimate tree heights. The DSM was generated using the R package *lidR*, where the highest point in each pixel was selected. Missing values were filled using k-nearest neighbor and inverse distance weighting methods. Different data sources produced DSMs with varying resolutions: UAV and gyrocopter data had a fine resolution of 10 cm, while aircraft data had coarser resolutions of 20 cm and 50 cm. To measure individual tree heights, tree crowns were identified using a Watershed segmentation algorithm, which detected about 53% to 73% of

trees. Since not all trees were detected automatically, some crowns were manually marked. The highest point within each crown was considered the tree top. Tree height was calculated by subtracting ground elevation (DTM) from the DSM value. A LiDAR-based Digital Terrain Model (DTM) with 1 m resolution was used because photogrammetric DTMs are less accurate in forest areas. Additionally, the effect of Ground Control Points (GCPs) was tested. When GCPs were not used, DSM accuracy was improved by correcting elevation errors using interpolation and polynomial regression.

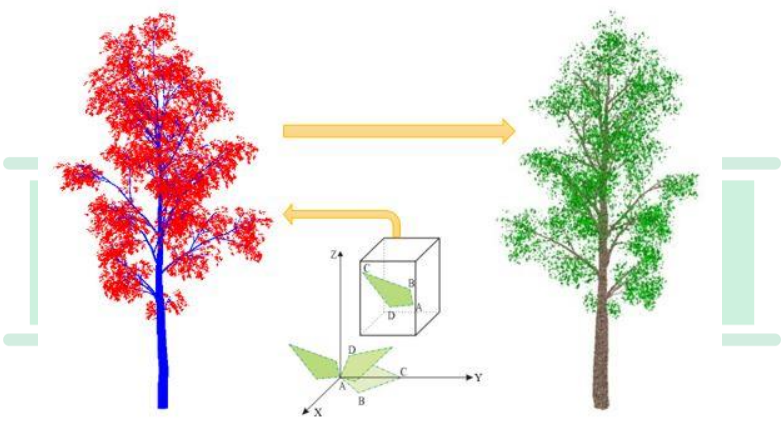

Challenges and Limitations

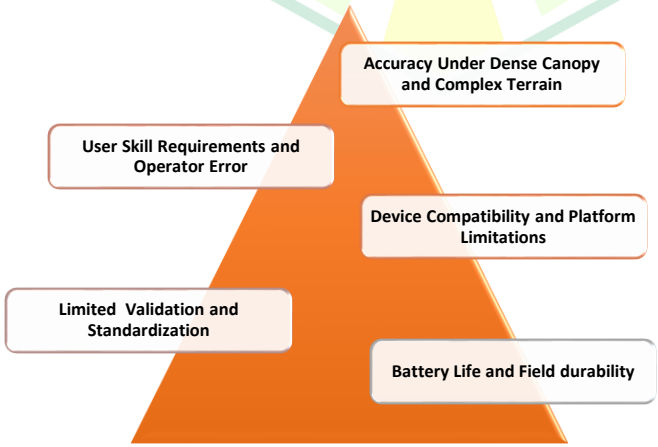

Conclusion

The journey from tape and clinometers to LiDAR-equipped smartphones and mobile technology has lowered the barrier to accurate forest mensuration. Mobile applications like Forest Scanner, Arboreal Forest, and AR-based

tools have demonstrated that sub-centimetre accuracy in DBH measurement and reliable tree height estimation are no longer exclusive to high-end remote sensing systems. Complemented by UAV photogrammetry, these tools are rapidly closing the gap between traditional field methods and large-scale aerial surveys. That said, challenges persist. Dense canopy cover, complex terrain, and the need for validation against established standards continue to limit full adoption. Traditional instruments remain indispensable as reference benchmarks. The future of forest mensuration likely lies not in replacing conventional methods, but in integrating them with mobile and remote sensing technologies into streamlined, hybrid workflows. As these tools mature and become more widely validated, they hold significant promise for advancing forest inventory, carbon accounting, and biodiversity monitoring at a scale previously unimaginable.

References

Apafaian, A. I., Avasiloaie, A., & Vasilescu, M. M. (2024). Augmented reality for measuring diameter at breast height using the iPhone measure app: outcomes on tree-and stand-level estimates of basal area in a Carpathian mixed forest. *EUROPEAN JOURNAL OF FOREST RESEARCH*, *143*(4), 1097-1116.

Birdal, A. C., Avdan, U., & Türk, T. (2017). Estimating tree heights with images from an unmanned aerial vehicle. *Geomatics, Natural Hazards and Risk*, *8*(2), 1144-1156.

Bragg, D. C. (2007). The sine method as a more accurate height predictor for hardwoods. *e-Gen. Tech. Rep. SRS–101. US Department of Agriculture, Forest Service, Southern Research Station: 23-33.[CD-ROM]*.

Bragg, D. C. (2014). Accurately measuring the height of (real) forest trees. *Journal of Forestry*, *112*(1), 51-54.

Donahoe, S. B., Parker, D. C., Kronenfeld, B. J., & Balint, P. J. (2014). Integrating micro-scale timbering events and Decisionmaking into landscape models using logistic and multilevel regression. *Forest Science*, *60*(5), 962-972.

Howie, N. A., & De Stefano, A. (2024). Measuring tree diameter using LiDAR equipped iPad: An evaluation of forestscanner and arboreal forest applications. *Forest Science*, *70*(4), 304-310.

Krause, S., Sanders, T. G., Mund, J. P., & Greve, K. (2019). UAV-based photogrammetric tree height measurement for intensive forest monitoring. *Remote sensing*, *11*(7), 758.

Larjavaara, M., & Muller-Landau, H. C. (2013). Measuring tree height: a quantitative comparison of two common field methods in a moist tropical forest. *Methods in Ecology and Evolution*, *4*(9), 793-801.

Li, G., Xu, K., Xue, Z. G., Liu, H., & Bentley, S. J. (2021). Hydrodynamics and sediment dynamics in Barataria Bay, Louisiana, USA. *Estuarine, Coastal and Shelf Science*, *249*, 107090.

Magnuson, R., Erfanifard, Y., Kulicki, M., Gasica, T. A., Tangwa, E., Mielcarek, M., & Stereńczak, K. (2024). Mobile devices in forest mensuration: A review of technologies and methods in single tree measurements. *Remote Sensing*, *16*(19), 3570.

Moskal, L. M., & Zheng, G. (2011). Retrieving forest inventory variables with terrestrial laser scanning (TLS) in urban heterogeneous forest. *Remote Sensing*, *4*(1), 1-20.

Vacca, G., & Vecchi, E. (2024). UAV photogrammetric surveys for tree height estimation. *Drones*, *8*(3), 106.

INNOVATIVE AGRICULTURE
www.innovativeagriculture.in
ISSN : 3048 - 989X

Growing Stock Assessment in India: Insights into Forest Productivity

[1]Fathi Muthus Zohara J, [2] Dr B Sivakumar, [3]Monika R, [4]Sahana Sulthana M, [5]Kanishka P, [6]Keshavarthini S, [7]Meghana G

[1,3,4,6,7]PG Scholar, Department of Silviculture and Agroforestry
[2]Assistant Professor (Forestry), Department of Silviculture and NRM
[5]PG Scholar, Department of Forest Biology and Tree Improvement
Forest College and Research Institute, Tamil Nadu Agricultural University, Mettupalayam 641 301, Tamil Nadu, India
Corresponding author: Fathi Muthus Zohara J

Abstract

Growing stock is indicator of forest structure, productivity, and ecological health, reflecting the total volume of living trees within a given area. Data generated through national-level assessments by the Forest Survey of India provide valuable insights into temporal and spatial trends in forest resources. Over the past decade, growing stock in India has exhibited a consistent upward trend by increase in tree cover outside forests and afforestation initiatives. Government policies and participatory management approaches have played a key role in enhancing growing stock and promoting conservation. Overall, growing stock assessment serves as a fundamental tool for informed policy-making, ecological sustainability, in India.

Keywords: Growing stock, Forest productivity, Sustainable Forest Management

Introduction

Forests are valuable natural resources that provide ecological stability and economic benefits. To manage the forest sustainably and to know the forest dynamics, it is crucial to quantify their structural and productive capacity (Manhas *et al*., 2006). Among the various indicators in forestry, growing stock is one of the most significant for this purpose and indicator of forest health, productivity, and resource availability. Growing stock refers to the total volume of all living trees in a forest, usually measured in cubic meters. In India, growing stock assessment plays a key role in sustainable forest management and environmental conservation. Assessing growing stock helps in understanding the distribution and density of these forest resources. It provides valuable data for planning timber production, long-term forest resource management, biodiversity conservation, and climate change mitigation.

Objectives of Assessment

The primary objective of growing stock assessment is to support sustainable forest management by providing accurate information on the quantity and quality of forest resources. It helps in the estimation of timber and non-timber forest products, ensuring their balanced and efficient utilization without depleting forest reserves. Additionally, it helps to estimate carbon sequestration and assess the role of forests as carbon sinks. Furthermore, it provides a scientific basis for policy planning and conservation strategies, enabling the government and stakeholders to make informed decisions for protecting and managing forest ecosystems effectively.

Methodology of Growing Stock Assessment

Field-based inventory	**Geospatial tools (GIS)**	**Remote sensing and satellite data**

These methods ensure large-scale and reliable estimation of forest resources across diverse regions of India (Chhabra *et al*., 2002)

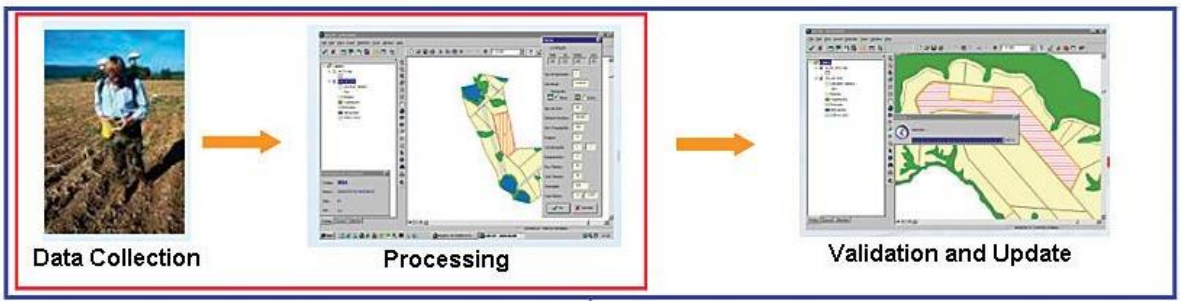

Fig 1: Methodology of Growing Stock Assessment

Role of Forest Survey of India (FSI)

The Forest Survey of India (FSI) plays a central role in assessing growing stock in India by conducting systematic and scientific evaluations of forest resources. It carries out the National Forest Inventory (NFI) through extensive field surveys, where data on tree height, diameter, species, and volume are collected. FSI also uses remote sensing and GIS technologies to complement field data and ensure accurate large-scale assessment. Through continuous monitoring and updated methodologies, FSI supports sustainable forest management, policy formulation, and conservation planning in India.

Trends in Growing Stock

The India State of Forest Report (ISFR) is the biennial report published by the Forest Survey of India under the Ministry of Environment, Forest and Climate Change. It provides a comprehensive assessment of India's forest using satellite data and field-based surveys.

Table No. 1 Growing Stock of Indian Forest

ISFR Year	Growing Stock (Million m³)	Trend
2013	5,658.05	Decline phase
2015	5,768.39	Slight increase
2017	5,822.38	Gradual increase
2019	5,915.76	Moderate increase
2021	6,167.50	Sharp increase
2023	6,429.64	Continued increase

The table shows that India's growing stock has steadily increased over the past decade (2013–2023). After a relatively lower level in 2013, there was a gradual rise from 2015 to 2019, indicating recovery due to afforestation and better forest management. A sharp increase between 2019 and 2021 highlights the significant contribution of trees outside forests (TOF) such as plantations and agroforestry. The upward trend continued in 2023, though at a slightly slower rate. Overall, it reflects a consistent improvement in India's growing stock, mainly driven by expansion of tree cover rather than dense natural forests.

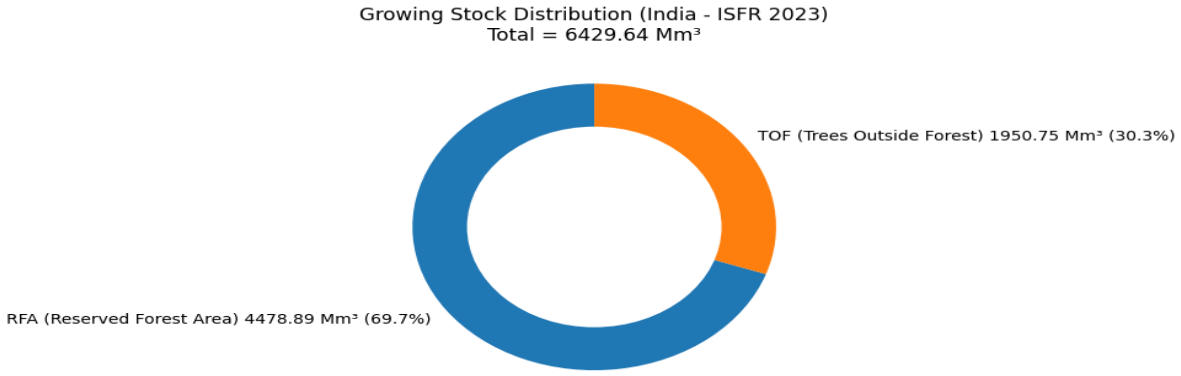

Fig 2: Growing Stock of Indian Forests

According to Forest Survey of India, the total growing stock is estimated at 6,429.64 M m3 which comprises of 4,478.89 M m3 inside Reserved Forest Area and 1,950.75 M m3 Tree Outside Forest (Indian State Forest Report, 2023). There is a total increase of 262.32 M m3 (4.25 %) in the growing stock of the country as compared to the estimates reported in ISFR 2021. Out of this, the increase in growing stock is 90.92 M m3 (2.07 %) inside the forest areas, and 171.40 M m3 (9.63 %) outside recorded forest areas (TOF).

Table No. 2 Growing Stock in RFA for Top Ten Species in India (ISFR 2023)

Sl. No.	Name of the Species	Total Growing Stock (Million m³)	Percentage of Total Growing Stock in RFA (%)
1	*Shorea robusta*	511.96	11.43
2	*Tectona grandis*	199.61	4.46
3	*Pinus roxburghii*	198.52	4.43
4	*Terminalia tomentosa*	160.88	3.59
5	*Pinus wallichiana*	144.89	3.23
6	*Abies pindrow*	138.98	3.10
7	*Anogeissus latifolia*	124.34	2.78
8	*Lannea coromandelica*	110.24	2.46
9	*Cedrus deodara*	101.56	2.27
10	*Picea smithiana*	78.87	1.76

Table No. 3 Growing Stock in TOF for Top Ten Species (ISFR 2023)

Sl. No.	Name of the Species	Total Growing Stock (Million m³)	Percentage of Total Growing Stock in TOF (%)
1	*Mangifera indica*	258.50	13.25
2	*Azadirachta indica*	136.59	7.00
3	*Madhuca latifolia*	85.23	4.37
4	*Cocos nucifera*	81.25	4.16
5	*Tamarindus indica*	53.25	2.73
6	*Acacia arabica*	50.92	2.61
7	*Borassus flabelliformis*	50.90	2.61
8	*Butea monosperma*	48.69	2.50
9	*Shorea robusta*	39.56	2.03
10	*Ficus benghalensis*	39.00	2.00

Growing Stock & Carbon Sequestration

Growing stock is closely linked to carbon sequestration, as it represents the total volume of living trees that store carbon in the form of biomass. As trees grow, they absorb carbon dioxide (CO_2) from the atmosphere through photosynthesis and store it in their trunks, branches, leaves, and roots. Therefore, an increase in growing stock directly leads to higher carbon storage capacity in forests. In India, assessments by the Forest Survey of India show that forests and trees act as major carbon sinks, helping to reduce greenhouse gas concentrations and mitigate climate change.

Factors Affecting Growing Stock

Growing stock in forests is influenced by several natural and human-induced factors. Deforestation and forest degradation significantly reduce the number and quality of trees, directly lowering the total volume of growing stock. Climate change also plays a major role, as variations in temperature and rainfall, events like droughts and floods, affect tree growth and survival. Human activities such as logging, agricultural expansion, and urbanization lead to forest loss and fragmentation, further decreasing growing stock. In addition, natural disturbances like forest fires, pest infestations, and cyclones can destroy large areas of forest, reducing tree density and hindering regeneration.

Challenges in Assessment

Growing stock assessment in India faces several challenges that affect the accuracy and reliability of data. Field surveys are time-consuming and sometimes incomplete. There are also limitations in data accuracy, as variations in measurement techniques and sampling errors can lead to inconsistencies. While remote sensing and satellite imagery are widely used, they have limitations in detecting forest quality, species composition, and understory vegetation. Additionally, financial and technological constraints restrict the use of advanced tools like LiDAR and drones on a large scale.

Government Policies & Initiatives

The Government of India has introduced several policies and initiatives specifically aimed at increasing growing stock and improving forest quality. The National Forest Policy (1988) focuses on maintaining ecological balance and increasing forest and tree cover. The Green India Mission, under the National Action Plan on Climate Change, aims to enhance forest cover and improve ecosystem services, thereby increasing growing stock and carbon sequestration. The National Afforestation Programme (NAP) promotes large-scale plantation and restoration of degraded forests, directly contributing to higher tree volume. The Forest Conservation Act (1980) regulates diversion of forest land for non-forest purposes, helping protect existing growing stock. Additionally, Joint Forest Management (JFM) involves local communities in forest conservation, ensuring sustainable use and regeneration of forest resources.

Conclusion

In conclusion, growing stock assessment is a vital component of forest management in India, providing essential data on the volume, health, and productivity of forest resources. Over the years, India has shown a steady increase in growing stock, supported by scientific methodologies, technological advancements, and effective policies. Forest Survey of India play a crucial role in monitoring and reporting these changes through systematic assessments. Despite challenges such as climate change, deforestation, and data limitations, continuous efforts through government initiatives and sustainable practices have contributed to improving forest resources. Strengthening these measures further will be key to enhancing carbon sequestration, conserving biodiversity, and ensuring long-term ecological and economic sustainability.

Reference

Chhabra, A., Palria, S., & Dadhwal, V. K. (2002). *Growing stock-based forest biomass estimate for India*. Biomass and Bioenergy, 22(3), 187–194.

Forest Survey of India. (2021). *India state of forest report 2021 (Vols. I & II).* Ministry of Environment, Forest and Climate Change, Government of India.

Forest Survey of India. (2023). *India state of forest report 2023 (Vols. I & II).* Ministry of Environment, Forest and Climate Change, Government of India.

Manhas, R. K., Negi, J. D. S., Kumar, R., & Chauhan, P. S. (2006). Temporal assessment of growing stock, biomass and carbon stock of Indian forests. *Climatic Change, 74*(1–3), 191–221.

Ravindranath, N. H., & Hall, D. O. (1997). Estimation of biomass in Indian forests. *Biomass and Bioenergy, 19*(4), 245–258.

Salunkhe, O. R., Khare, P. K., Kumari, R., & Khan, M. L. (2018). A systematic review on the aboveground biomass and carbon stocks of Indian forest ecosystems. *Ecological Processes, 7*, 1–15.

Tewari, V. P. (2016). Forest inventory, assessment, and monitoring, and long-term forest observational studies, with special reference to India. *Forest Science and Technology, 12*(1), 24–32.

INNOVATIVE AGRICULTURE
www.innovativeagriculture.in
ISSN : 3048 - 989X

SPIRULINA: THE NUTRIENT- DENSE SUPERFOOD OF FUTURE

Madhumithra M

M.Sc. Scholar, Department of Agricultural Microbiology, Indira Gandhi Krishi Vishwavidyalaya, Raipur

ABSTRACT

Cyanobacteria, or blue-green algae, are among Earth's earliest organisms, including edible species like *Arthrospira platensis* and *Arthrospira maxima*. Used for millennia, Spirulina is a "superfood" with 50–70% protein, all essential amino acids, iron, vitamins, and the antioxidant phycocyanin. This helical, filamentous microalga thrives in alkaline, saline tropical waters. Fortification at 1–1.5% enhances bread, cheese, ice cream, and baby foods by improving protein, iron, and antioxidant content while retaining acceptability. Nutraceutical benefits include hypocholesterolemic, immunomodulatory, antiviral and anti-inflammatory effects. Digestible, non-toxic, and able to grow in extreme conditions. Spirulina offers a sustainable solution for malnutrition and nutritional disorders in human and animal diets.

KEY WORDS: Spirulina, Cyanobacteria, Nutraceuticals, Phycocyanin, Superfood, Food fortification, Antioxidant, Sustainable nutrition.

INTRODUCTION

Blue-green algae, i.e cyanobacteria are one of the first living organisms found on earth. Blue-green algae are of two types, they are edible and toxic species. Some blue-green algae are also edible, the edible species are nostac, spirulina, and aphanizonenon which are used as food for thousands of years. The two species which are most widely used are *Arthrospira platensis* and *Arthrospira maxima*. Blue-green algae used in the field of biotechnology has been employed it as food and feed additives in agriculture, the food industry, the making of perfumes, science, and pharmaceutical medicines. The first country to produce chlorella-based food was Japan (Sanchez *et al.*, 2003). According to Credence Research Market Analysis, the global market for algae products, especially used for nutraceuticals, pharmaceuticals as well as food and feed supplements, will register an annual growth rate of 5.8% in the period 2017-2026. Current unhealthy lifestyles, stress, and pollution factor demand the need for a more nutritious and healthy diet.

Superfoods were introduced to overcome these hurdles of a healthy lifestyle. Superfoods are the ones that prevent disease and thereby promote health more than their designated nutritional value. Spirulina is high in protein content. The clinically proven health benefits of spirulina are hypocholestrolemic, immunological, antiviral, and antiglutagenic (McCarty MF, 2007). Spirulina is one such superfood that is high in nutrients and prebiotic compounds that promote our health condition.

MORPHOLOGY

Spirulina is symbiotic, multi cellular and filamentous blue-green microalgae with symbiotic bacteria that fix nitrogen from air. Spirulina can be rod or disk-shaped. Their main photosynthetic pigment is phycocyanin, which is blue in colour. These bacteria also contain chlorophyll a and carotenoids. Some contain the pigment phycoerythrin, giving the bacteria a red or pink colour. Spirulina are photosynthetic and therefore autotrophic. Spirulina reproduce by binary fission. The helical shape of the filaments (or trichomes) is characteristic of the genus and is maintained only in a liquid environment or culture medium. The presence of gas-filled vacuoles in the cells, together with the helical shape of the filaments, result in floating mats. The trichomes have a length of 50 to 500 µm and a width of 3 to 4 µm. However, cyanobacteria have a cell wall similar to that of Gram-negative bacteria they contain peptidoglycan, a lysozyme-sensitive heteropolymer that confers shape and osmotic protection to the cell, in addition to other material not sensitive to lysozyme. The body surface of spirulina is smooth and without covering so it easily digestible by simple enzymatic systems. *A. maxima* generally displays open, wide spirals, while *A. platensis* often features more tightly coiled, tighter spirals.

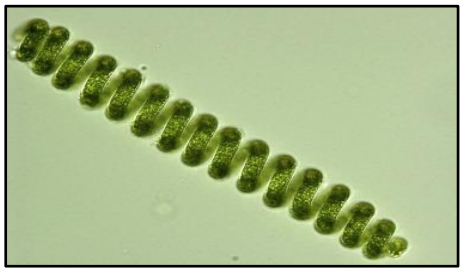

Arthrospira platensis

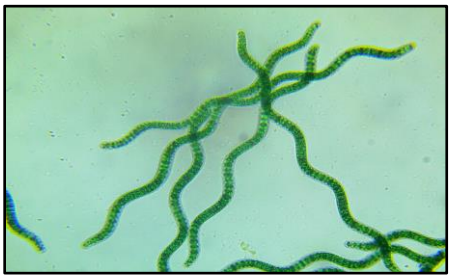

Arthrospira maxima

NATURAL HABITAT, SOURCE AND GROWTH

Spirulina thrives in alkaline lakes where it is difficult or impossible for other micro organisms to survive. Spirulina is found in soil, marshes, freshwater, brackish water, seawater and thermal springs. Alkaline, saline water with high pH (8.5–11.0) favour good production of spirulina, especially wherethere is a high level of solar radiation at altitude in the tropics. *Arthrospira platensis* and *Arthrospira maxima* thrive in highly alkaline lakes of Africa and Mexico where the cyanobacteria population is practically monospecific. The higher the pH and the conductivity of the water, the greater is the likely Predominance of Spirulina spp. *Arthrospira platensis* was isolated from waters containing from 85 to 270 g of salt per litre, and optimum growth occurred between 20 and 70 g of saltper litre. A relatively high cytoplasmic pH (4.2 to 8.5) may account for the ability of this micro-organismto utilize ammonia as a source of nitrogen at high alkaline pH values.

BIOCHEMICAL COMPOSITION

NUTRIENTS	GREEN SPIRULINA
Calories	40 kcal
Protein	6g
Fat	1g
Carbohydrates	2.5g
Fibre	0.4g
Vitamin A	290 IU
Vitamin B3	1.3mg
Vitamin B12	0.003mg
Vitamin C	1.5mg
Vitamin E	0.9mg
Vitamin K	0.02mg
Calcium	20mg
Iron	2.0mg
Phycocyanin	1.5g

SPIRULINA-BASED FOOD SUPPLEMENTS

BREAD

Spirulina when added to dough showed a significant increase in essential nutrients. Minh (2014) reported a significant increase in the nutritional quality of dough when supplemented with Spirulina (1%, 2%, and 3%). There was an increase in protein (9.6% to 11.0%), lipid (5.0% to 5.7%), total mineral (1.3% to 3.1%), and energy (307.4 kcal to 312.1 kcal). Results showed that bread with 1% of Spirulina is ideal because of its high nutrients and sensory characteristics. The amount of iron found was higher in Spirulina fortified bread.

CHEESE

In a study conducted by Darwish (2017), the fortification of Spirulina at a concentration of 1.5 % improved the protein and iron content of cheese. Kareish cheese developed with 1% Spirulina was higher in phenolic compound (18.437 mg GAE/100g) and flavonoid compounds (6.391 mg CE/100g) than the control sample. Also, kareish

cheese presented a higher β-carotene, DPPH radical scavenging activity. However, 1% Spirulina-fortified cheese was observed to be more acceptable than 0.5% and 1.5%.

ICE-CREAM

Spirulina can be used to increase the nutritional quality of the ice cream as it contains high amount of protein, fat, and moisture. Spirulina powder was used to replace the stabilizer in ice cream preparation. The addition of Spirulina as a stabilizer increased the iron content from 2.68% to 3.98% and thus the chemical composition of the ice cream was improved. Replacing gelatin with 100% of Spirulina, as a stabilizer was preferable for the preparation of ice cream. There was a greater antioxidant potential, total soluble phenolic content, and β-carotene found in ice cream enriched with Spirulina and was more acceptable.

SPIRULINA INCORPORATED EXTRUDED PRODUCTS

Food extrusion has been widely used to produce ready-to-eat cereals, and snack foods. Physical characteristics of an extruded snack product such as expansion, hardness, and density are important parameters in terms of the consumer acceptability as well as the functional properties of the final product. Successful incorporation of Spirulina into cereal-based extruded products could deliver physiologically active components and represents a major opportunity for foodprocessors who are engaged in providing the consumer with a healthy maize-based product.

SPIRULINA BASED BABY FOODS

Spirulina is loved by children, and it is safe and highly nutritious for them and can easily assimilate its nutrients. Spirulina can create tissue growth, enhance vision, improves the immune system, healing capacity, and the ability to focus on children. Thus, spirulina formula can be used for babies who are unable to swallow the capsules. It is also possible to blend powdered spirulina formulas with fruit juice, milk, salads, and convenient soups.

KEY NUTRACEUTICAL PROPERTIES OF SPIRULINA

High Nutritional Profile: Composed of 50-70% protein (by dry weight) containing all essential amino acids, making it a high-quality, digestible plant-based protein source. It is rich in Iron, Calcium, Magnesium, and B-vitamins.

Powerful Antioxidant&Anti-inflammatory: The main active component, phycocyanin, acts as a strong antioxidant, fighting free radicals and reducing chronic inflammation, which is linked to cancer and other diseases. It also helps protect LDL cholesterol from oxidation.

Cardiovascular Health Support: Studies indicate spirulina can lower total cholesterol, "bad" LDL cholesterol, and triglycerides, while potentially raising "good" HDL cholesterol.

Immune System Modulation: It contains polysaccharides that may boost immunity and has shown potential for aiding in anemia improvement and heavy metal detoxification.

Anti-viral and Therapeutic Potential: Research suggests anti-viral properties and potential beneficial applications in chronic disease management, such as reducing neuropathic pain and aiding as a, nutrient-dense supplement to mitigate severe symptoms during chemotherapy.

Essential Fatty Acids: Contains gamma-linolenic acid (GLA) and polyunsaturated fatty acids (PUFAs), which have anti-inflammatory effects.

CONCLUSION

Exploring microalgae as a source of human and animal feed is not new and is been followed for centuries. They offer a wide range of food and non-food applications and can a stand extreme conditions, also they are non-seasonal. Spirulina particularly is extremely nutritious and even reported to be non-toxic consequently it can be safely consumed and recommended as a human food. We can conclude that the benefits of spirulina consumption are innumerable i.e., it has significantly higher essential nutrients, bioactive compounds, physiological health benefits, and non-toxic to name a few. Hence, spirulina can be considered to be a promising alternative to feed the future world and fight against malnutrition as well as other nutritional disorders.

REFERENCES

Darwish, A. M. I. (2017). Physicochemical properties, bioactive compounds and antioxidant activity of Kareish cheese fortified with *Spirulina platensis*. World Journal of Dairy&Food Sciences, 12(2), 71-78.

McCarty, M. F. (2007). Clinical potential of Spirulina as a source of phycocyanobilin. Journal of medicinal food, 10(4), 566-570.

Nguyen Phuoc Minh. (2014). Effect of Saccharomyces cerevisiae, Spirulina and preservative supplementation to sweet bread quality in bakery. International Journal of Multidisciplinary Research and Development, Volume 1, Issue 4, 2014, Pages 36-44.

Sánchez, M., Bernal-Castillo, J., Rozo, C., & Rodríguez, I. (2003). SPIRULINA (ARTHROSPIRA): AN EDIBLE MICROORGANISM: A REVIEW. Universitas Scientiarum, 8(1), 7–24.

INNOVATIVE AGRICULTURE
www.innovativeagriculture.in
ISSN : 3048 - 989X

Air Energy Heat Pump based Chilli Drying Technology for Enhancing Post-Harvest Efficiency and Product Quality

B. Hema[1], M. Sheshu Madhav[2], L.K. Prasad[3], R. Chakradhar[4], Y. Subbaiah[5], V. Sravya[6], Ajit[7] and K. K. Mishra[8]

[1]Scientist (Agricultural Extension), [2]Director, [3]Head, Division of Post Harvest and Value Addition, [5]Principal Scientist (Agricultural Extension), [6]Young Professional, [7]Technician, [8]Senior Technician, ICAR-National Institute for Research on Commercial Agriculture (ICAR-NIRCA), Rajahmundry, Andhra Pradesh
[4]DDM, NABARD, East Godavari, Andhra Pradesh
Corresponding Author: V. Sravya

ABSTRACT

Post-harvest management plays a crucial role in maintaining the quality, safety, and economic value of commercial spice crops such as chilli, where market acceptability depends largely on physical appearance, moisture stability, and hygienic handling. Conventional drying methods often expose the produce to environmental risks, resulting in inconsistent quality and reduced market potential. To address these challenges, ICAR–National Institute for Research on Commercial Agriculture (ICAR–NIRCA), Rajahmundry, implemented training programmes on air energy heat pump-based chilli drying technology under a NABARD-supported initiative. A participatory extension approach was adopted to provide technical exposure and practical understanding of scientific drying and post-harvest handling among 100 chilli farmers and Farmer Producer Organization (FPO) members from East Godavari and Kakinada districts of Andhra Pradesh. The programme emphasized improved moisture management, hygienic processing, and efficient drying practices. Pre- and post-training knowledge assessment indicated significant improvement in farmers' technical awareness and understanding of quality preservation principles. Farmers reported high satisfaction with the technology due to its reliability and ability to maintain product quality. Adoption of energy-efficient drying systems offers substantial potential for strengthening post-harvest value chains, enhancing market competitiveness, and supporting sustainable income generation and commercialization in the chilli sector.

Keywords: *Chilli, Heat pump technology, Post-harvest*

POST-HARVEST MANAGEMENT IN COMMERCIAL CROPS

Post-harvest management is a vital component in commercial crop production, particularly in high-value spice crops, where product quality directly determines market competitiveness and farmer profitability. Efficient post-harvest handling ensures preservation of physical, chemical, and hygienic quality attributes from harvest to final marketing. Inadequate post-harvest practices often result in moisture-related deterioration, fungal infestation, and reduced shelf life, leading to economic losses and lower price realization. Improved post-harvest systems facilitate better quality maintenance, enhance storage stability, and support value chain integration through grading, aggregation, and market-oriented processing.

IMPORTANCE OF SCIENTIFIC DRYING IN CHILLI

Chilli (Capsicum spp.) is one of India's most important commercial spice crops, contributing substantially to farmer income and export earnings. The quality of dry chilli is determined primarily by colour retention, pungency, cleanliness and safe moisture levels. In most production regions, drying is carried out through open sun exposure, which is highly dependent on climatic conditions. Unpredictable rainfall, high ambient humidity

Fig. 1. Air Energy Heat pump based chilli dryer at ICAR-NIRCA, Rajahmundry

and contamination from dust and pests often result in prolonged drying duration and non-uniform moisture removal. Such limitations adversely affect colour value (ASTA), microbial safety and market acceptability. Therefore, scientific drying technologies that ensure controlled temperature and humidity conditions are essential for improving product quality and reducing quantitative as well as qualitative losses.

CAPACITY BUILDING ON ENERGY-EFFICIENT DRYING TECHNOLOGY

Fig. 2. Chilli FPO members and farmers

ICAR-National Institute for Research on Commercial Agriculture conducted capacity building programmes on heat pump based chilli drying technology to Farmer Producer Organizations (FPO) and farmers. The capacity building was conducted by focusing on strengthening the chilli farm sector through innovative drying interventions. The initiative aimed at bridging the gap between research-based post-harvest technologies and field-level adoption. The major thrust areas included awareness creation on energy-efficient drying systems, enhancement of technical knowledge on scientific moisture management, promotion of hygienic handling practices and strengthening adoption capacity among chilli farmers and FPO members.

The capacity building highlighted the importance of energy-efficient technologies in enhancing sustainability, competitiveness and income potential in the chilli sector. The farmers were empowered on the design, operational mechanism and performance efficiency of the heat pump based chilli dryer, including temperature regulation, airflow dynamics and moisture extraction principles. Further endowed with scientific post-harvest handling, grading, storage and value addition opportunities for quality enhancement and diversification.

Fig. 3. Interaction with Chilli FPO members and farmers during live demonstration of heat pump drying technology

Participatory Extension Approach (PEA) was employed in which the active participation and empowerment of farmers in the adoption of context-specific and relevant best agricultural practices and technologies that meet the needs and challenges of local farmers. Purposive sampling was used in the selection of two districts *viz.*, East Godavari and Kakinada of Andhra Pradesh. From each district, the total number of Farmer Producer Organizations involved in chilli processing was identified and the representative number of FPOs from each district was selected for the study.

Training programmes and demonstrations were conducted for the FPO farmers. A total of 50 farmers having FPO membership from each district were covered constituting to total sample size of 100 farmers. The demonstration clearly illustrated the comparative advantages of the technology:

- Uniform and faster drying
- Improved retention of natural red colour
- Reduced microbial contamination
- Protection from dust, pests and unexpected rainfall
- Enhanced hygienic quality suitable for domestic and export markets

Fig. 4. Interaction with Chilli FPO members and farmers during live demonstration of heat pump drying technology

- The controlled environment ensured consistent product quality and minimized post-harvest losses, thereby increasing market competitiveness.

LEARNING OUTCOMES AND IMPACT

Knowledge assessment revealed substantial improvement in participants' understanding of scientific drying parameters, quality standards and post-harvest loss reduction strategies. The exposure to practical demonstration enhanced confidence among farmers regarding adoption feasibility. To reinforce improved practices, input kits comprising HDPE tarpaulins, hermetic storage bags and protective gloves were distributed. The programme significantly enhanced. Awareness of energy-efficient drying systems and generated strong interest in adopting heat pump technology at the farmer and FPO levels. It also strengthened institutional linkages among ICAR-NIRCA, NABARD and farmer groups, facilitating scaling up of post-harvest interventions within the chilli value chain.

Fig. 5. Input distribution to Chilli FPO members and farmers

PRE AND POST-TRAINING KNOWLEDGE ASSESSMENT OF FARMERS

To evaluate the effectiveness of the training programme on heat pump based chilli drying technology, a structured pre- and post-test assessment was conducted among the participating farmers and Farmer Producer Organization (FPO) members. A total of 100 farmers from East Godavari and Kakinada districts were administered a knowledge test comprising questions on awareness level, scientific drying principles, optimum drying temperature and moisture levels, quality parameters such as colour retention and microbial safety, hygienic handling practices, and operational aspects of heat pump drying systems. The pre-test was conducted prior to the training to assess baseline knowledge, while the post-test was administered immediately after the training and live demonstration to measure knowledge gain. The results indicated a substantial improvement in farmers' knowledge levels, reflecting enhanced understanding of controlled drying conditions, advantages of heat pump technology over conventional sun drying, and its role in improving product quality and reducing post-harvest losses. The observed increase in post-test scores confirmed the effectiveness of the participatory extension approach and hands-on demonstration in strengthening farmers' technical competency, adoption readiness and confidence in utilizing scientific drying technologies for improved post-harvest efficiency and value realization.

FARMER FEEDBACK ON HEAT PUMP-BASED CHILLI DRYING TECHNOLOGY

Structured feedback was collected from all participating farmers and FPO members to assess their perceptions regarding the usefulness, applicability and effectiveness of the heat pump-based chilli drying technology and the training programmes conducted at ICAR–NIRCA. The feedback indicated a highly positive response, with the majority of farmers expressing increased confidence in adopting scientific drying methods due to the clear understanding of operational procedures and observed improvements in product quality. Farmers particularly appreciated the uniform drying, better colour retention, protection from unexpected rainfall and hygienic processing conditions offered by the heat pump dryer compared to conventional sun drying. Participants also acknowledged the relevance of the training content, practical demonstration and hands-on exposure in enhancing their technical knowledge and decision-making ability related to post-harvest management. Several farmers expressed willingness to adopt the technology at the individual or FPO level and recognized its potential for improving market value, reducing post-harvest losses, and enhancing income. The feedback further emphasized the need for continued technical support, scaling up of such interventions and strengthening institutional linkages to promote wider adoption of energy-efficient drying technologies in the chilli value chain.

ECONOMIC AND VALUE CHAIN IMPLICATIONS AND FUTURE PERSPECTIVE

The adoption of heat pump based chilli drying technology presents significant long-term economic advantages and transformative potential for strengthening the chilli value chain. By enabling precise control over drying parameters, the technology supports production of uniform, high-grade chilli that meets the quality requirements of organized domestic markets, spice processing industries, and export-oriented supply chains. This enhances

farmers' ability to participate in premium market segments where quality consistency, food safety and traceability are critical determinants of price advantage. In the future, widespread adoption of such scientific drying systems at the Farmer Producer Organization level can facilitate aggregation, standardized processing and collective marketing, thereby improving economies of scale and enhancing bargaining power of farmer groups.

From a value chain perspective, integration of scientific drying infrastructure with post-harvest operations such as grading, sorting, packaging, and moisture-safe storage can contribute to development of decentralized post-harvest processing hubs in major chilli-producing regions. This will help reduce distress sales during peak harvest periods, enable temporal price advantage through safe storage and improve supply chain efficiency. The availability of standardized, high-quality dried chilli can also support downstream value addition activities including powder processing, oleoresin extraction and branded product development, thereby creating new agribusiness and rural entrepreneurship opportunities.

The technology also offers strong potential for institutional convergence and investment support under ongoing agricultural development programmes such as NABARD schemes, Agricultural Infrastructure Fund (AIF), and FPO promotion initiatives. Establishment of community-level drying units can generate employment opportunities in post-harvest handling, processing, and marketing, contributing to rural economic growth and livelihood diversification. Furthermore, adoption of energy-efficient drying systems aligns with the broader goals of climate-resilient agriculture by improving resource use efficiency and reducing dependence on climate-sensitive traditional practices.

In the long term, scaling up of heat pump-based drying technology through research-extension-farmer linkages, financial support mechanisms, and FPO-led business models can contribute to modernization of chilli post-harvest management systems. This will enhance overall value chain efficiency, strengthen market integration, improve income stability for farmers, and support sustainable commercialization of chilli as a high-value export-oriented crop.

SUMMARY

Efficient post-harvest handling is essential for maintaining the quality, storability and market potential of chilli, a major commercial spice crop. Adoption of improved drying technologies plays a key role in ensuring product stability and minimizing deterioration caused by environmental and handling factors. The participatory extension approach, combined with hands-on learning, significantly enhanced farmers' technical understanding and strengthened their ability to adopt improved post-harvest practices. Knowledge assessment results confirmed substantial improvement in awareness of drying parameters, quality preservation and safe storage methods. Farmer feedback also indicated strong interest in adopting the technology due to its operational reliability and quality advantages. Wider adoption of such systems can enhance value chain efficiency, support market-oriented production and contribute to sustainable income enhancement and commercialization of chilli farming.

INNOVATIVE AGRICULTURE
www.innovativeagriculture.in
ISSN : 3048 - 989X

The Pressure to Be Perfect: Inside the Lives of High-Achieving Students

[1]Mehakdeep Kaur and [2]Dr. Ritu Mahal

[1]Ph.D Scholar (Human Development and Family Studies); Department of Human Development and Family Studies, PAU

[2]Assistant Professor (Human Development and Family Studies); Department of Human Development and Family Studies, PAU

Corresponding Author: Dr. Ritu Mahal

In today's world, success is no longer just appreciated—it is expected. Walk into any classroom, scroll through social media or attend a family gathering and you'll hear the same quiet message repeated in different forms: *be the best or risk being left behind*. For many high-achieving students, this message is not motivating—it is exhausting.

Behind impressive report cards, competition trophies and admission offers lies a reality that often goes unnoticed. Many of these students are not just working hard; they are constantly battling an invisible pressure to prove their worth. Their lives become a cycle of deadlines, expectations and comparisons, leaving little room to simply exist without evaluation.

The idea of perfection has taken on a new meaning. It is no longer about doing well, it is about doing everything well, all the time. Students are expected to excel academically, participate in extracurricular activities, maintain a social presence and plan a flawless future. Any deviation from this ideal feels like failure. Even a small setback such as a lower grade and a missed opportunity can feel overwhelming.

What makes this pressure more intense is that it often comes from multiple directions. Parents with the best intentions want their children to succeed in a competitive world. Teachers push students to achieve their highest potential. Society celebrates only top performers. And then there is social media, where carefully curated success stories make it seem like everyone else is thriving effortlessly. In such an environment, comparison becomes unavoidable.

Over time, this constant pressure begins to take a toll. Many high-achieving students experience anxiety, sleep disturbances and burnout. They may appear confident on the outside but internally they are struggling with self-doubt and fear of failure. Unexpectedly, the students who seem the most capable are often the ones who feel the least secure about their abilities.

Another concern is that these students start tying their self-worth entirely to their achievements. Instead of seeing success as something they do, they begin to see it as who they are. This creates a fragile sense of identity—one that can easily crumble when things don't go as planned. Failure, which is a natural and necessary part of growth, becomes something to fear rather than learn from.

It is important to recognize that ambition itself is not the problem. Wanting to do well, to grow and to achieve goals is healthy. The issue arises when the journey becomes more about avoiding failure than pursuing learning. When students are driven more by fear than curiosity, education loses its true purpose.

So, what can be done?

One simple but powerful change can begin at home and in classrooms: appreciating effort instead of just results. When students are praised for trying, improving and staying consistent, they feel valued beyond marks. This reduces the fear of failure and builds confidence to take healthy risks.

Equally important is normalizing imperfection. Students should hear, again and again, that it is okay to not top every exam, to not be the best at everything. When failure is treated as a learning step rather than a final judgment, it becomes less frightening and more meaningful.

Another practical step is helping students set realistic goals. Many high-achievers overload themselves, trying to meet every expectation at once. Guiding them to prioritize, manage time, and say “no” when needed can protect them from exhaustion. Balance is necessary for long-term success.

Mental well-being also needs to be part of everyday conversations. Schools and families can encourage open discussions about stress, emotions, and struggles without judgment. Sometimes, just knowing that they can talk freely makes a big difference for students. Digital influence cannot be ignored either. Social media often creates an illusion that everyone else is succeeding effortlessly. Encouraging students to limit comparison and understand that online life is curated, not complete can help reduce unnecessary pressure.

At a deeper level, students need to build an identity beyond achievements. Engaging in hobbies, spending time with friends and family, or simply taking breaks allows them to see themselves as more than their performance. This strengthens self-worth and emotional resilience. Teachers and parents also need to model balanced behavior. When adults constantly emphasize competition and outcomes, students absorb the same mindset. But when they demonstrate patience, flexibility, and acceptance of mistakes, students learn that success can be humane, not harsh.

Ultimately, high-achieving students are not machines programmed for success. They are young individuals navigating a complex world, trying to find their place in it. Recognizing their struggles does not diminish their achievements but it makes us more empathetic toward their journey. In the end, the goal should not be to raise perfect individuals, but to nurture confident, balanced and resilient human beings. Because true success is not about avoiding failure, it is about learning how to stand up again and again, without losing your sense of self.

INNOVATIVE AGRICULTURE
www.innovativeagriculture.in
ISSN : 3048 - 989X

Use of Biostimulants in Agriculture for Crop Improvement

G. Narendar[1], B. Soundharya[2], Ramya Rathod[3], B. Manju Bhargavi[3] and Y.S. Parameswari[3]

[1]Ph.D. Scholar, Department of Agronomy, College of Agriculture, OUAT, Bhubaneswar, Odisha
[2]Scientist, Regional Agricultural Research Station (RARS), Warangal, PJTAU, Telangana
[3]Scientist, Regional Sugarcane and Rice Research Station (RS&RRS), Rudrur, PJTAU, Telangana
Corresponding Author: G. Narendar

Abstract

Biostimulants have emerged as an innovative and sustainable tool in modern agriculture aimed at improving crop productivity, resilience, and quality. Unlike conventional fertilizers and pesticides, biostimulants function by stimulating natural plant processes rather than directly supplying nutrients or controlling pests. These substances or microorganisms enhance nutrient uptake, increase tolerance to abiotic stress, and improve crop quality. With growing concerns about environmental degradation and the need for sustainable intensification, biostimulants are gaining global attention. This article provides a comprehensive overview of the concept, classification, mechanisms of action, benefits, application methods, limitations, and future prospects of biostimulants in agriculture.

1. Introduction

Agriculture is facing increasing challenges due to climate change, soil degradation, and the rising demand for food. Conventional agricultural practices, heavily reliant on chemical fertilizers and pesticides, have contributed significantly to environmental pollution and declining soil health. In this context, sustainable agricultural practices are essential for maintaining productivity without compromising ecological balance. Biostimulants represent a promising approach to sustainable agriculture. They are defined as substances or microorganisms that enhance plant growth by stimulating natural processes such as nutrient uptake, stress tolerance, and crop quality improvement. Unlike fertilizers, which supply essential nutrients, biostimulants improve the efficiency with which plants utilize nutrients already present in the soil. The increasing interest in biostimulants is driven by their ability to enhance plant resilience under adverse environmental conditions, such as drought, salinity, and temperature extremes. Moreover, they contribute to sustainable farming by reducing the dependency on synthetic inputs.

2. Concept and Definition of Biostimulants

Bio stimulants are a diverse group of materials derived from natural sources, including plant extracts, microorganisms, and organic compounds. According to widely accepted definitions, biostimulants are substances or microorganisms applied to plants or soil to enhance nutrient efficiency, abiotic stress tolerance, and crop quality, regardless of their nutrient content.

They are characterized by their ability to:

- Stimulate plant metabolism
- Improve nutrient uptake and use efficiency
- Enhance resistance to abiotic stress
- Improve yield quality

Biostimulants differ from fertilizers and plant growth regulators (PGRs). While fertilizers supply nutrients and PGRs directly influence plant hormonal pathways, biostimulants act indirectly by enhancing physiological processes within the plant system.

Conceptual Clarification: Distinction Between Biostimulants, Fertilizers, and Plant Growth Regulators

A clear distinction between biostimulants, fertilizers, and plant growth regulators (PGRs) is essential to avoid conceptual ambiguity in agricultural research and practice. Although these categories may overlap in their effects on plant growth, they differ fundamentally in their composition and primary mode of action.

Biostimulants are substances or microorganisms that enhance plant growth and development by stimulating natural physiological processes. Their effects are typically indirect and multifaceted, including improved nutrient uptake, enhanced metabolic activity, and increased tolerance to abiotic stress. Biostimulants may exhibit hormone-like effects; however, these arise from complex interactions within the plant–soil system rather than the direct application of specific hormonal compounds.

In contrast, **fertilizers** are materials that supply essential nutrients directly to plants. Their primary function is to correct nutrient deficiencies and support plant growth through the provision of macro- and micronutrients such as nitrogen, phosphorus, and potassium. Fertilizers do not inherently stimulate physiological processes beyond their nutritional role.

Plant Growth Regulators (PGRs) are defined chemical substances that directly influence plant growth and development by mimicking or altering endogenous hormone levels. These compounds, such as auxins, gibberellins, and cytokinins, exert targeted effects on specific physiological processes, including cell division, elongation, and differentiation.

A common source of confusion arises in the classification of microbial biostimulants, particularly plant growth-promoting rhizobacteria (PGPR). Although PGPR are capable of producing phytohormones, they are classified as biostimulants because their primary mode of action is not limited to hormonal regulation. Instead, they function through multiple mechanisms, including nutrient solubilization, enhancement of root architecture, and improvement of rhizosphere microbial dynamics. Therefore, their overall impact is systemic and indirect rather than specific and hormone-driven.

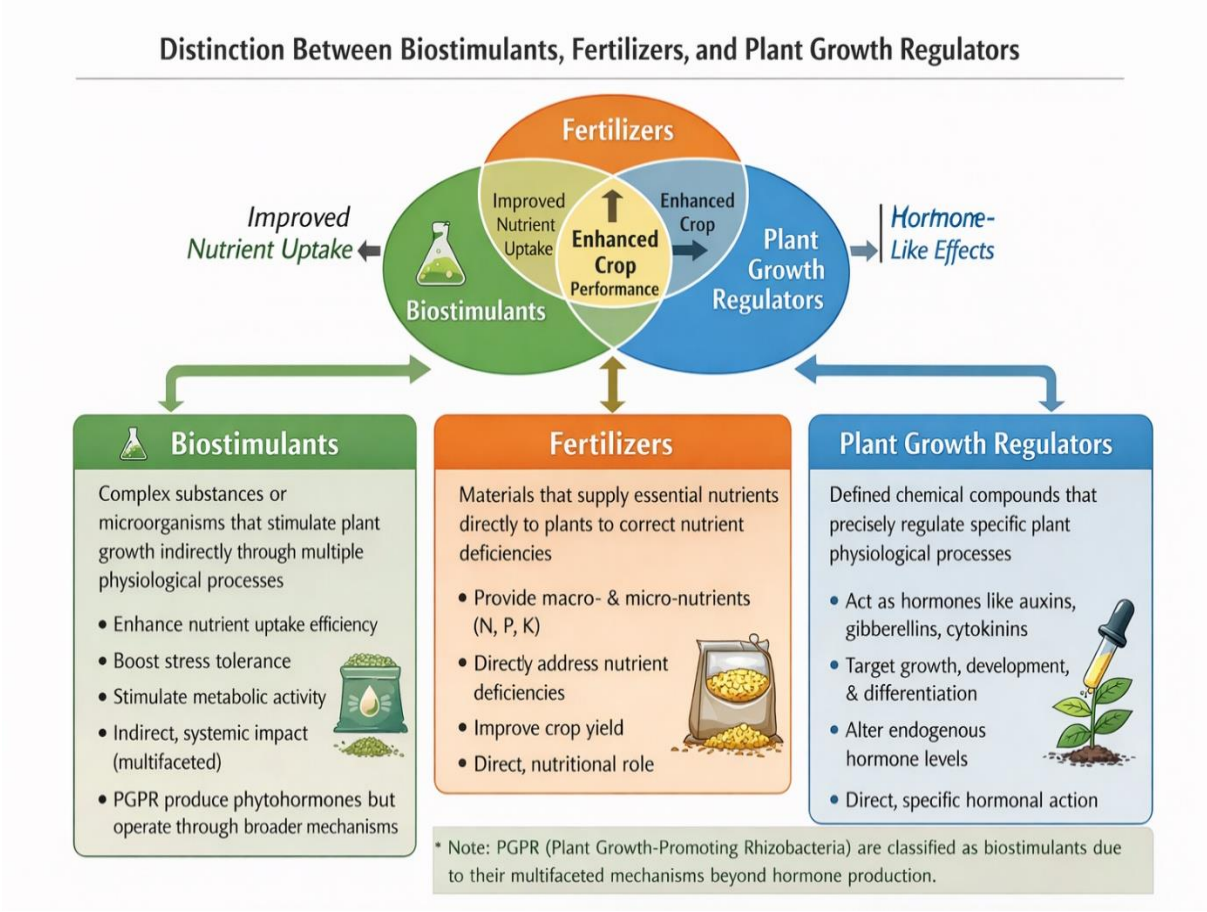

3. Classification of Biostimulants (Elaborated)

Biostimulants represent a highly diverse group of products that differ in origin, composition, and functional properties. Because of this diversity, their classification has evolved over time, with most researchers broadly dividing them into **microbial** and **non-microbial biostimulants**, while more recent approaches also consider their **mode of action**. Understanding this classification is essential for selecting appropriate biostimulants for specific crops and environmental conditions.

Microbial Biostimulants

Microbial biostimulants consist of beneficial microorganisms that enhance plant growth through interactions within the rhizosphere or plant tissues. Among these, **plant growth-promoting rhizobacteria (PGPR)** are widely studied. These bacteria colonize plant roots and stimulate growth by fixing atmospheric nitrogen, solubilizing phosphorus, and producing plant growth regulators such as auxins and gibberellins. In addition, PGPR can suppress soil-borne pathogens through the production of antibiotics and competition for nutrients. Another important group is **mycorrhizal fungi**, which form symbiotic associations with plant roots. These fungi extend the root system through a network of hyphae, significantly increasing the surface area for nutrient and water absorption. This is particularly beneficial in nutrient-poor soils, where phosphorus availability is limited. Mycorrhizae also improve plant tolerance to drought and salinity by enhancing water uptake and regulating ionic balance. Other fungal biostimulants, such as species of *Trichoderma*, are known for their dual role in promoting plant growth and protecting against pathogens. These microorganisms contribute to improved soil structure, enhanced microbial diversity, and increased nutrient cycling, thereby supporting long-term soil fertility.

Non-Microbial Biostimulants

Non-microbial biostimulants are derived from natural organic or inorganic sources and act primarily through biochemical and physiological processes within the plant. One of the most important categories is **humic substances**, which include humic and fulvic acids formed during the decomposition of organic matter. These compounds improve soil structure, increase cation exchange capacity, and enhance nutrient availability. They also stimulate root development and enzyme activity, leading to improved plant growth.

Seaweed extracts are another widely used group of biostimulants. Derived mainly from brown algae, these extracts contain a wide range of bioactive compounds, including polysaccharides, amino acids, vitamins, and plant hormones. They are known to enhance seed germination, promote vegetative growth, and improve plant tolerance to abiotic stresses such as drought and salinity.

Protein hydrolysates and amino acids are obtained from the breakdown of plant or animal proteins. These substances provide readily available amino acids that are directly involved in metabolic processes, improving nitrogen assimilation and overall plant vigor. They also play a role in stress mitigation by supporting the synthesis of protective compounds.

Biopolymers, such as chitosan, are increasingly recognized for their role in inducing plant defense mechanisms. Chitosan enhances resistance to pathogens and environmental stress by activating plant immune responses and improving antioxidant activity.

In addition, certain **inorganic elements** like silicon and selenium are considered biostimulants due to their beneficial effects on plant growth and stress tolerance. Silicon, for example, strengthens plant cell walls and enhances resistance to lodging and environmental stress.

Functional Classification

Beyond origin-based classification, recent research emphasizes grouping biostimulants according to their functional roles, such as enhancing nutrient uptake, regulating plant hormones, improving stress tolerance, or stimulating soil microbial activity. This approach provides a more practical understanding of how biostimulants operate within agricultural systems.

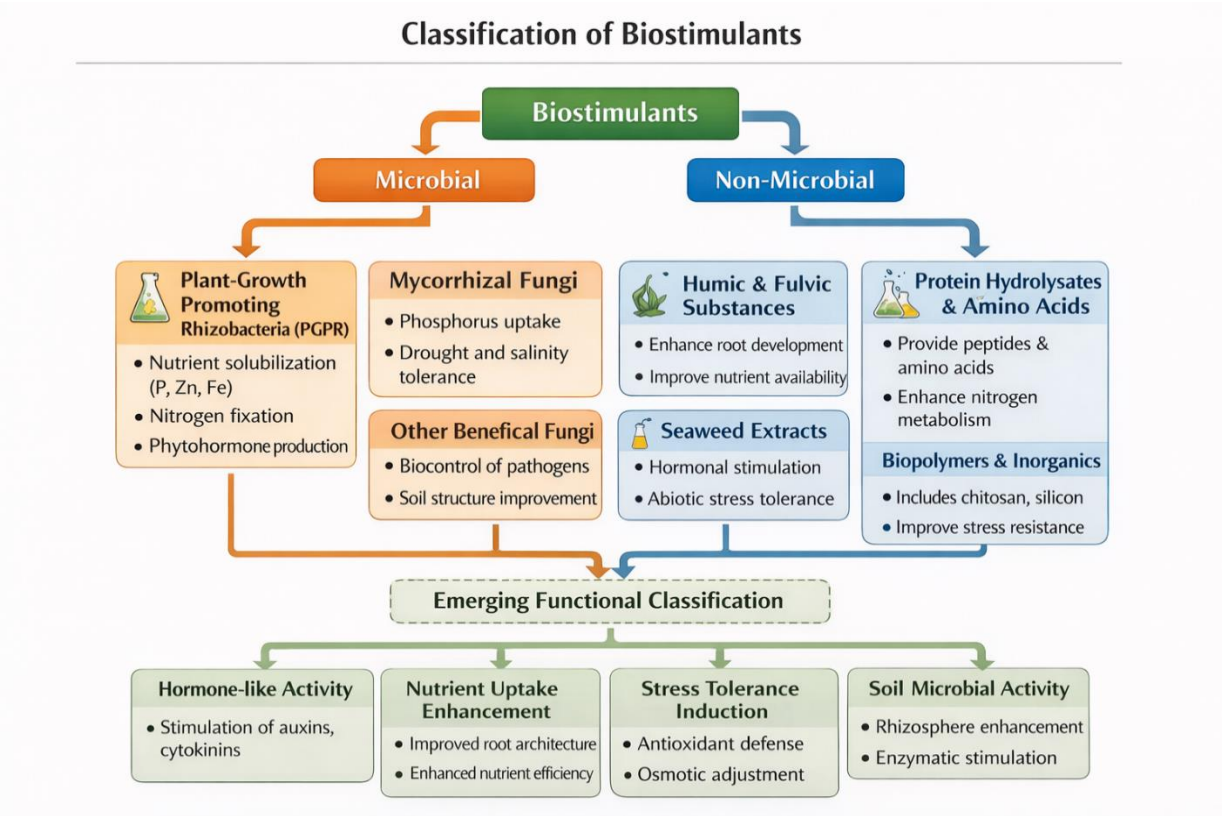

4. Mechanisms of Action of Biostimulants

Biostimulants exert their beneficial effects on plants through a wide range of interconnected physiological, biochemical, and molecular processes. Unlike conventional fertilizers, which directly supply nutrients, biostimulants enhance the plant's inherent capacity to absorb, utilize, and efficiently manage available resources. Their mode of action is therefore indirect, multifaceted, and often dependent on plant–soil–microbe interactions.

4.1 Enhancement of Nutrient Uptake and Use Efficiency

One of the primary mechanisms of biostimulants is the improvement of nutrient acquisition and utilization. Biostimulants promote root growth by increasing root length, density, and branching, thereby expanding the soil volume explored by the plant. This enhanced root architecture facilitates greater absorption of essential nutrients such as nitrogen, phosphorus, and micronutrients. Microbial biostimulants, particularly plant growth-promoting rhizobacteria (PGPR), play a crucial role in nutrient solubilization and mobilization. They convert unavailable forms of nutrients into plant-accessible forms through processes such as phosphorus solubilization and nitrogen fixation. Additionally, humic substances improve nutrient retention in soil by increasing cation exchange capacity, thereby reducing nutrient losses and improving efficiency.

4.2 Modulation of Plant Hormonal Balance

Biostimulants influence plant growth by modulating endogenous hormone levels. Many biostimulant formulations contain compounds that either mimic plant hormones or stimulate their production within plant tissues. These include auxins, cytokinins, and gibberellins, which regulate cell division, elongation, and differentiation. For instance, seaweed extracts are known to contain hormone-like substances that promote shoot and root development. Similarly, microbial biostimulants can produce phytohormones in the rhizosphere, indirectly influencing plant growth. Unlike synthetic plant growth regulators, biostimulants do not exert a single targeted hormonal effect but instead maintain a balanced hormonal environment that supports overall plant development.

4.3 Improvement of Stress Tolerance

Biostimulants significantly enhance plant resilience to abiotic stresses such as drought, salinity, and temperature extremes. This is achieved through several physiological and biochemical adjustments. A key mechanism

involves the activation of antioxidant defense systems. Biostimulants stimulate the production of antioxidant enzymes such as superoxide dismutase, catalase, and peroxidase, which protect plant cells from oxidative damage caused by reactive oxygen species. In addition, biostimulants promote the accumulation of Osmo protectants such as proline, sugars, and glycine betaine. These compounds help maintain cellular osmotic balance under water-deficit or saline conditions. Improved stomatal regulation and water-use efficiency further contribute to stress tolerance.

4.4 Enhancement of Photosynthesis and Metabolic Activity

Biostimulants positively affect photosynthetic efficiency by increasing chlorophyll content and improving the functioning of photosynthetic machinery. Enhanced chlorophyll synthesis leads to better light absorption and higher rates of carbon assimilation. Protein hydrolysates and amino acid-based biostimulants contribute to improved metabolic activity by serving as precursors for enzyme synthesis. This results in enhanced enzymatic reactions, better energy utilization, and increased biomass production.

4.5 Regulation of Gene Expression and Molecular Pathways

Recent advances in plant biology have revealed that biostimulants can influence gene expression and signaling pathways. They regulate genes associated with nutrient transport, stress response, and metabolic processes. For example, certain biostimulants activate genes responsible for drought tolerance and antioxidant defense. This molecular-level regulation enables plants to respond more effectively to environmental challenges and optimize growth under suboptimal conditions.

4.6 Improvement of Soil–Plant–Microbe Interactions

Biostimulants play a critical role in enhancing interactions between plants and soil microorganisms. Microbial biostimulants increase the diversity and activity of beneficial microbes in the rhizosphere, leading to improved nutrient cycling and soil fertility. Organic biostimulants such as humic substances also stimulate microbial activity, which enhances decomposition of organic matter and release of nutrients. These interactions create a favorable soil environment that supports sustained plant growth.

5. Benefits of Biostimulants in Agriculture

5.1 Improved Crop Yield

Biostimulants enhance plant growth and productivity by improving nutrient use efficiency and stress tolerance.

5.2 Enhanced Nutrient Efficiency

They help plants utilize available nutrients more efficiently, reducing the need for chemical fertilizers.

5.3 Increased Stress Tolerance

Biostimulants enable plants to withstand adverse environmental conditions such as drought and salinity.

5.4 Improved Soil Health

They promote microbial activity and improve soil structure, leading to long-term soil fertility.

5.5 Better Crop Quality

Biostimulants improve the nutritional content, appearance, and shelf life of agricultural produce.

5.6 Environmental Sustainability

By reducing chemical inputs, biostimulants contribute to eco-friendly farming practices and reduce environmental pollution.

6. Application Methods of Biostimulants

Biostimulants can be applied using different methods depending on the crop and farming system:

6.1 Seed Treatment

Application of biostimulants to seeds enhances germination and early seedling growth.

6.2 Soil Application

Biostimulants are applied directly to the soil to improve root development and microbial activity.

6.3 Foliar Spray

Spraying biostimulants on leaves allows rapid absorption and quick response.

6.4 Fertigation

Biostimulants can be applied through irrigation systems, ensuring uniform distribution.

The choice of application method depends on crop type, growth stage, and environmental conditions.

7. Role of Biostimulants in Sustainable Agriculture

Biostimulants play a crucial role in promoting sustainable agriculture by:

- Reducing dependency on chemical fertilizers
- Enhancing soil health and biodiversity
- Improving water use efficiency
- Increasing resilience to climate change

Their integration into farming systems supports sustainable intensification, ensuring higher productivity with minimal environmental impact.

8. Limitations and Challenges

Despite their advantages, biostimulants face several challenges:

8.1 Lack of Standardization

There is no universal definition or regulation for biostimulants, leading to variability in product quality.

8.2 Variable Effectiveness

The effectiveness of biostimulants depends on factors such as soil type, crop species, and environmental conditions.

8.3 Limited Awareness

Many farmers lack knowledge about the proper use and benefits of biostimulants.

8.4 Scientific Validation

Although research is increasing, more scientific studies are needed to validate their effectiveness under different conditions.

9. Future Prospects

The future of biostimulants in agriculture is promising due to increasing demand for sustainable farming practices. Key trends include:

- Development of advanced formulations
- Integration with precision agriculture
- Increased research and innovation
- Expansion of global markets

The global biostimulant market is expected to grow significantly, reflecting their increasing adoption in agriculture.

10. Conclusion

Biostimulants represent a transformative approach in modern agriculture, offering a sustainable solution to enhance crop productivity and resilience. By improving nutrient efficiency, stress tolerance, and soil health, they contribute significantly to sustainable agricultural systems. Despite certain challenges, ongoing research and technological advancements are expected to further enhance their effectiveness and adoption. The integration of biostimulants into conventional farming practices can play a vital role in achieving food security while maintaining environmental sustainability.

References:

Brown, P., & Saa, S. (2015). Biostimulants in agriculture. *Frontiers in Plant Science*.
Calvo, P., Nelson, L., & Kloepper, J. (2014). Agricultural uses of plant biostimulants. *Plant and Soil*.
Sible, C. et al. (2021). Plant biostimulants and crop production. *Agronomy*.
Van Oosten, M. et al. (2017). Role of biostimulants in stress tolerance.
European Biostimulants Industry Council (EBIC) definitions.
Recent reviews on sustainable nutrient management and biostimulants.

INNOVATIVE AGRICULTURE
www.innovativeagriculture.in
ISSN : 3048 - 989X

Weather, Wisdom, and Welfare: The Scientific Legacy of Professor BV Ramana Rao in Agricultural Meteorology

Navreet Bassi

Former Indo Swiss SPARC Doctorate Scholar
Department of Agricultural Meteorology
CCS HAU Hisar-125 004, Haryana, India

Professor BV Ramana Rao

Professor BV Ramana Rao stands as a towering luminary in Indian agricultural science, with an enduring legacy in Agricultural Meteorology. A distinguished Fellow and Lifetime Achievement Awardee of the Association of Agrometeorologists, his contributions exemplify excellence and service. His life's work reflects a rare blend of scientific brilliance and unwavering commitment to farmer-centric innovation. Spanning more than six decades, his career mirrors the transformative journey of Indian agriculture - from the era of food scarcity to the contemporary challenges of climate resilience and sustainable intensification. His contributions transcend academic excellence, embodying a rare commitment to translating science into service. At the heart of his work lies the powerful philosophy of the **'Science of Delivery,'** where knowledge is not merely generated but effectively disseminated. He championed the conversion of complex atmospheric insights into practical, farmer-centric solutions. Through his pioneering efforts, the concept of **"Actionable Agromet Advisories (A2A)"** gained prominence as a bridge between science and the field. His vision empowered smallholder farmers to make informed, climate-smart decisions. Professor Rao's legacy stands as a testament to the seamless integration of atmospheric science with grassroots agricultural needs. His life's work continues to inspire a future where weather intelligence drives resilient and sustainable farming systems.

1.1 Life and Academic Foundations

Born on May 12, 1940, in **Razole, East Godavari District of Andhra Pradesh in India**, BV Ramana Rao's roots were firmly planted in the fertile but weather-dependent landscapes of rural India. Growing up in a post-independence era, he witnessed firsthand the vulnerability of the Indian farmer to the vagaries of the monsoon. This early exposure likely shaped his lifelong commitment to bridging the gap between meteorology and agronomy.

His academic journey was characterized by a deep-seated curiosity about the physical environment. He pursued his education with a focus on physics and meteorology, eventually entering the academic and research stream where he would spend the next six decades.

1.2 Teaching Physical Sciences to Biologists

This pedagogical shift - from pure theoretical physics to the applied, analytical physics required for biological systems - marks a defining chapter in Professor Rao's career. It was during this formative period as a lecturer that he developed his hallmark ability to demystify complex physical laws, making them accessible and deeply relevant to students of life sciences.

By teaching physics to biology students at the degree level, he was forced to strip away unnecessary jargon and focus on the analytical logic of the science. He didn't just teach the "what" of physical laws, but the "how" and "why" they dictated biological functions. This rare perspective allowed him to treat physics not as an abstract set of rules governing inanimate matter, but as a vibrant, analytical tool for understanding living systems.

1.3 The Bangalore Years: A Masterclass in Simplicity

When he transitioned to the University of Agricultural Sciences (UAS), Bangalore, this unique teaching style flourished. In a setting where students were often intimidated by the mathematical rigor of atmospheric sciences, Professor Rao's classes became a sanctuary of clarity.

His approach to teaching Physics, Meteorology, and Agricultural Meteorology was transformative for several reasons:

1.3.1 The Power of Simplicity: He had a rare gift for breaking down the most complex atmospheric phenomena such as radiation balance, latent heat exchange, or fluid dynamics into the simplest terms. He taught with the belief that if a concept couldn't be explained simply, it wasn't understood well enough.

***1.3.2 A Lasting Impression*:** The true measure of a teacher is the "shelf-life" of their lessons. Decades later, his former students at UAS Bangalore consistently remark that they can still recall his lectures with vivid clarity. They didn't just memorize facts for an exam; they internalised a way of thinking.

***1.3.3 Analytical vs. Physical Science*:** By presenting meteorology as an analytical science, he helped students see the "equations" in the clouds and the "physics" in the soil. This enabled future agricultural scientists to look at a field of crops and see a complex energy-exchange system, allowing them to make better decisions for crop management and weather adaptation.

1.4 A Legacy Beyond Personal Goals

Professor Rao's impact is perhaps best understood through his professional relationships. His legacy extends far beyond personal goals or individual research papers; it is built on the shared history of Indian science.

He has had the distinct privilege of working alongside, debating with, and influencing almost every reputed agricultural meteorologist in India, starting from **Dr LA Ramdas**, the early pioneer who established the first agrometeorological cells in the Country to the modern researchers leading climate-resilient initiatives. Rao has been a constant, connecting thread.

This collaborative spirit - rooted in those early days of teaching physics with an analytical lens ensured that his influence wasn't just confined to his own work, but was amplified through the thousands of students and colleagues he inspired. He didn't just build a career; he built a community of scientists who view the world through the same clear, analytical, and farmer-centric lens that he first polished in a Bangalore classroom decades ago.

His early career as a Professor and researcher established him as a rigorous academician, but it was his transition into leadership roles within the Indian Council of Agricultural Research (ICAR) and various State Agricultural Universities (SAUs) that allowed him to influence national policy.

2.1 A Career of Institutional Leadership

Professor Rao's career is not merely a list of publications but a record of institutional building. He held several key positions, including:

2.1.1 Teacher of Agricultural Meteorology: Shaping the minds of generations of students who now lead research departments across India.

2.1.2 Leadership in ICAR: Serving in high-level capacities where he oversaw the integration of weather science into national agricultural planning.

- **Academic Transition**: The later phase of Professor B.V. Ramana Rao's career marked a distinctive period of transition within the evolving framework of Indian agricultural research. During the final years of his formal service, institutional policies of the Indian Council of Agricultural Research (ICAR) placed greater emphasis on a Ph.D. qualification as a prerequisite for Research Management Positions (RMP).
- While Professor Rao's contributions, experience, and standing as a leading authority in Agricultural Meteorology remained unquestioned, these evolving norms gently redefined pathways to the highest administrative roles. Despite this, his professional journey continued to be characterized by excellence, having consistently demonstrated merit and leadership alongside, and often exceeding, that of his contemporaries. Rather than limiting his impact, this phase further highlighted the depth of his scientific vision and his enduring commitment to advancing agrometeorology and serving the farming community
- **The Philosophical Scientist**: Lesser men might have looked upon this period with bitterness, yet Professor Rao adopted a deeply philosophical stance that further distinguished his character. He viewed this "throttle" not as a personal setback, but as a strategic opportunity for the institutions he served.
- **Succession Planning**: Rather than lamenting the lack of a formal degree, he focused his energy on mentorship. He took pride in the fact that this period allowed him to identify, train, and empower his successors years before

his actual retirement. He ensured that the "Science of Delivery" he had championed for decades would be carried forward by a new generation of leaders he had personally vetted and inspired.

- **The Weight of Work over Titles**: Throughout his six decades, he maintained a steadfast belief that true scientific merit is found in the field and the classroom, not merely in a certificate. His ability to lead, despite the absence of a doctoral title, became a testament to his sheer competence and the respect he commanded from his peers.

3.1 A Comprehensive Legacy: The Life and Works of B.V. Ramana Rao

To summarize the six-decade odyssey of this remarkable scientist, one must look at the convergence of his academic foundations, his teaching prowess, and his indomitable spirit.

- **The Physics of Life:** His journey began with a unique pedagogical pivot. Assigned to teach physics to biology students early in his career, he developed a rare ability to treat physics as an analytical science rather than an abstract physical one. This shift allowed him to decode the complexities of the atmosphere through the lens of biological impact—a skill that became the cornerstone of his later work in Agromet Advisories.
- **The Master of the Classroom:** At the University of Agricultural Sciences, Bangalore, his reputation as a legendary teacher was solidified. He demystified Meteorology and Agricultural Meteorology, stripping away the intimidation of the subject to present it in its simplest, most functional form. To this day, his former students—now leaders in their own right—recall his lessons as unforgettable landmarks in their education.
- **Institutional Building and Collaboration:** His legacy is not a solitary one; it is a shared history. He had the distinct privilege of working with every reputed agricultural meteorologist in India. His career served as the bridge between the foundational pioneers of the field and the modern, tech-driven researchers of the 21st century.
- **The "Science of Delivery":** It is truly remarkable to see such a monumental gap in agricultural literature being bridged through dedicated teamwork and vision. The collaboration between **Professor (s) BV Ramana Rao, Surender Singh and V Uma Maheswara Rao** represents a rare '**Science of Delivery**,' moving beyond theoretical research to provide accessible, localized knowledge for the next generation of Indian scholars.

By mobilizing **25 domain experts**, **Dr Surender Singh's** initiative has created a comprehensive repository that likely addresses the unique climatic and topographical nuances of Indian agriculture - something international textbooks often overlook. To better understand how these diverse disciplines intersect within the field they have championed, here is a look at the core pillars of modern agricultural meteorology:

4.1 The Multi-Disciplinary Scope of Agricultural Meteorology

Agricultural meteorology is not just about weather forecasting; it is the strategic application of atmospheric science to optimize food security and rural prosperity.

- **Atmospheric Physics & Dynamics**: Understanding energy balance, radiation, and moisture transfer in the soil-plant-atmosphere continuum.
- **Agrometeorological Observations**: Utilizing satellite data, automated weather stations, and sensors to monitor crop health and soil moisture.
- **Climate Resilience**: Developing strategies for dryland farming, drought mitigation, and adapting to a warming world.
- **Actionable Advisories (A2A)**: Translating complex meteorological data into simple, timely instructions that farmers can use to make planting or harvesting decisions.

4.2 The Impact of Comprehensive Indian Literature

The publication of nearly forty books provides several critical benefits to the national agricultural framework:

- **Academic Standardization:** Ensuring that students across different State Agricultural Universities (SAUs) have access to consistent, high-quality information.
- **Contextual Relevance**: Covering specific Indian challenges such as monsoon variability, heat waves in the Indo-Gangetic plains, and the unique requirements of tropical crops.
- **Policy Support**: Providing a scientific basis for administrative reforms and "Amrit Kaal" strategies aimed at doubling farmer income through precision technology.
- **Youth Empowerment**: Offering a clear roadmap for young scientists to view agriculture not just as a survival activity, but as a sophisticated, noble profession driven by data and ethics.

The acclaim from stalwarts across the country is a testament to the fact that when senior experts collaborate, they don't just write books—they build an enduring infrastructure for national prosperity.

From building "soil-sponge" infrastructure to advocating for India's Green Protein Revolution, their team work has always been about the farmer.

The prolific authorship ranging from dryland agriculture manuals to motivational roadmaps for Indian youth '**Own Your Future**'—continues to address the "**Implementation Abyss**."

5.1 A Career Defined by Impact

Professor BV Ramana Rao's sixty-year career is a narrative of resilience and intellectual integrity. Whether he was simplifying the laws of physics for a lecture hall in Bangalore or drafting national policy briefs from his home in Hyderabad, his focus remained unchanged: "Science must serve the seeker." By choosing to find successors rather than chasing titles, and by prioritizing the prosperity of the smallholder farmer over "publication mania," he has left an indelible mark on the landscape of Indian agriculture. He remains a "**Scientist of the Soil**," whose life's work continues to provide a roadmap for a climate-resilient and self-sufficient India.

His leadership was never confined to the ivory tower. He was a frequent critic of "publication mania"—the tendency of scientists to focus on journal metrics rather than field impact. Instead, he championed the "Practice and Prosper" model, advocating for research that addresses the immediate economic and operational viability of farming.

5.2 Collaborative Legacy and Professional Privileges

Professor Rao's legacy extends far beyond personal milestones and individual accolades. It is a legacy woven into the very fabric of the Indian scientific community. Throughout his sixty-year tenure, he had the distinct privilege of collaborating, debating, and working alongside almost every reputed agricultural meteorologist in the country.

This vast network includes pioneers and contemporaries who collectively built India's agromet infrastructure. By engaging with this elite circle of scientists, Rao helped foster a collaborative spirit that transcended institutional boundaries. His career served as a bridge between the foundational era of Indian meteorology and the modern digital era, ensuring that the wisdom of the veterans was successfully integrated with the technological prowess of the younger generation.

5.3 Major Contributions to Agricultural Meteorology

The core of Professor Rao's scientific contribution lies in the development and refinement of **Actionable Agromet Advisories (A2A).** In a country where nearly half the workforce is tied to agriculture, providing accurate, timely, and understandable weather information is a matter of national security.

- **Climate-Resilient Agriculture:** Professor Rao was an early advocate for climate-smart strategies long before "**Climate Change**" became a global buzzword. He focused on **Dryland Agriculture**, developing frameworks for farmers in arid and semi-arid regions to cope with rainfall variability. His recent work, such as the manuscript '**ABCD of Dryland Agriculture'**, outlines a holistic approach involving Adaptation, Biodiversity, Conservation, and Digitization.
- **Soil Health and the "Soil Sponge":** A unique aspect of his work is the connection between meteorology and soil science. He emphasized that weather resilience is impossible without healthy soil. He promoted the concept of building **Soil Organic Carbon (SOC)** and "soil-sponge" infrastructure, which allows the earth to retain moisture during droughts and mitigate runoff during heavy rains.
- **Early Warning Systems:** In early 2026, he was instrumental in the "**Early Warning Systems for All**" workshop in Jaipur. This initiative aimed to create a consortium of agricultural and atmospheric scientists to ensure that even the most remote farmer receives a "Nowcast" that can save a harvest.

6.1 The "Science of Delivery" and Policy Reform

One of Professor Rao's most enduring legacies is his role as a policy reformer. He has been a vocal advocate for the decentralization of agricultural research in India. His "**18-point charter**" for scientific transformation addresses what he calls the "**Implementation Abyss**"—the gap between a laboratory discovery and its adoption in the field. He has consistently written to government officials and international bodies, advocating for:

- **Meritocracy in Science**: Moving away from seniority-based promotions to performance-based recognition.

- **Regional Decentralization**: Ensuring that research priorities are set by local agro-climatic needs rather than centralized directives.
- **Youth Empowerment**: His book '**Own Your Future'** reflects his commitment to motivating the next generation to see agriculture not as a "profession of last resort," but as a noble, tech-driven, and profitable career.

6.2 Personal Life and Philosophy

Professor Rao's life is anchored by a long-standing marriage (since 1973) and a deep devotion to his family. Based in Hyderabad, he continues to consult, write, and mentor from his home in Gundlapochampalli. His philosophy can be summarized by his own frequent mantra: "**Science must Serve the Seeker.**" To him, the "seeker" is the farmer standing in a field, looking at the clouds, and wondering when to sow.

6.3 Agrometeorology for *Amrit Kaal*: Building on a Timeless Legacy

As India steps into its ***Amrit Kaal***, the journey and contributions of Professor B.V. Ramana Rao offer a gentle yet enduring guide for the future. His life's work reflects a quiet conviction that the true worth of a scientist lies not merely in academic credentials, but in the strength and resilience of the communities their work supports. Through his example, he reminds us that meaningful science is ultimately measured by its ability to uplift, empower, and sustain lives on the ground.

Through sixty years of teaching, research, and high-level collaboration with the nation's leading scientific minds, he has transformed agricultural meteorology from an abstract atmospheric science into a vital tool for rural prosperity. Professor BV Ramana Rao remains a "**Scientist of the Soil**," whose life's work continues to provide shade and sustenance to the vast landscape of Indian agriculture.

Professor Rao attributes his lifelong success and productivity entirely to the talented scholars and domain experts he had the privilege of collaborating with over his six-decade career. He maintains that his achievements are not individual feats, but rather the collective result of a dedicated team working together to bridge the gap between agricultural science and rural prosperity.

INNOVATIVE AGRICULTURE
www.innovativeagriculture.in
ISSN : 3048 - 989X

AI Supply Chain Security Risks: A New Framework for AI-Induced Supply Chain Attacks

Harsh Singh

Ph.D. Scholar Department of Agribusiness Management
Acharya Narendra Deva University of Agriculture & Technology, Kumarganj, Ayodhya, India

Abstract

Artificial Intelligence (AI) has revolutionized supply chain management (SCM) by enabling predictive analytics, automation, and real-time decision-making. However, the increasing reliance on AI systems has introduced a new spectrum of security risks that remain underexplored in existing literature. This study investigates the emerging concept of AI-induced supply chain attacks, where vulnerabilities in data, models, and digital infrastructures are exploited to disrupt supply chain operations. The research identifies key risk categories, including data poisoning, adversarial manipulation, model tampering, and API-level threats. To address these challenges, the study proposes a novel multi-layered framework—AI-SCM Security Risk Framework (AISRF)—which categorizes risks across data, model, system, network, and decision layers. The paper adopts a conceptual and exploratory research design supported by recent industry insights and academic literature. The findings contribute to theoretical advancement by integrating AI risk perspectives into SCM literature and offer practical implications for organizations to enhance resilience through governance mechanisms, secure AI deployment, and hybrid decision-making systems. This study provides a foundation for future empirical research on securing AI-enabled supply chains.

Keywords

Artificial Intelligence, Supply Chain Management, Cybersecurity, Data Poisoning, AI Risk, Digital Supply Chain, AI Governance

1. Introduction

The integration of Artificial Intelligence (AI) into supply chain management has transformed traditional operational processes into intelligent, data-driven systems. AI technologies such as machine learning, predictive analytics, and automation tools are widely used for demand forecasting, inventory optimization, supplier selection, and logistics management (Ivanov & Dolgui, 2020). These advancements have significantly improved efficiency, reduced operational costs, and enhanced responsiveness.

However, alongside these benefits, AI introduces new vulnerabilities that challenge the security and reliability of supply chains. Unlike traditional systems, AI-based systems depend heavily on large datasets, algorithmic models, and interconnected digital infrastructures. This dependency exposes supply chains to novel threats such as data manipulation, adversarial attacks, and model exploitation (Goodfellow et al., 2015).

Recent incidents in digital ecosystems indicate that attackers increasingly target AI systems to influence decision-making processes. In supply chains, such attacks can lead to incorrect demand predictions, disrupted logistics, and financial losses. Despite the growing importance of AI in SCM, existing literature has largely focused on efficiency gains, with limited attention given to AI-specific security risks.

Therefore, this study aims to bridge this gap by developing a comprehensive framework to analyze AI-induced supply chain risks and propose mitigation strategies.

2. Literature Review

2.1 AI in Supply Chain Management

AI applications in SCM have expanded rapidly, particularly in forecasting, procurement, and transportation optimization. Machine learning models enable firms to predict demand patterns with higher accuracy, while automation improves warehouse and distribution efficiency (Wamba et al., 2020). AI-driven supply chains are often referred to as “smart supply chains” due to their ability to adapt dynamically to changing environments.

2.2 Cybersecurity in Supply Chains

Traditional supply chain risks include disruptions, fraud, and cyberattacks targeting IT infrastructure. Studies have highlighted vulnerabilities in interconnected systems, particularly with the adoption of cloud computing and

Internet of Things (IoT) technologies (Boyes et al., 2018). However, these studies primarily focus on conventional cybersecurity threats rather than AI-specific risks.

2.3 AI Security Risks AI systems are susceptible to unique types of attacks. Data poisoning involves injecting malicious data into training datasets, while adversarial attacks manipulate inputs to deceive models (Goodfellow et al., 2015). Model inversion and extraction attacks can also compromise proprietary algorithms. These vulnerabilities have been studied in computer science but are rarely contextualized within supply chain operations.

2.4 Research Gap

Although AI and cybersecurity have been studied independently, there is a lack of integrated research addressing AI-induced risks in supply chains. Existing frameworks do not account for the layered architecture of AI systems and their role in decision-making processes. This study addresses this gap by proposing a structured framework.

3. Research Objectives

1. To identify and classify AI-induced risks in supply chains
2. To analyze the mechanisms of AI-based attacks
3. To develop a multi-layered AI-SCM security framework
4. To suggest practical mitigation strategies for organizations

4. Methodology

This study adopts a **conceptual and exploratory research design**. Secondary data from academic journals, industry reports, and case studies are analyzed to identify emerging AI-related risks. Based on this analysis, a framework is developed to categorize and explain the propagation of risks within AI-driven supply chains. The approach is suitable for theory-building in emerging research areas (Saunders et al., 2019).

5. AI-Induced Supply Chain Risks

5.1 Data Poisoning Attacks Attackers manipulate training data, leading to incorrect predictions. In supply chains, this may result in overstocking or stockouts.

5.2 Adversarial Attacks Small changes in input data can mislead AI models, causing incorrect decision outputs in logistics and inventory systems.

5.3 Model Manipulation Unauthorized access to AI models can alter algorithms, affecting decision accuracy and reliability.

5.4 API and Platform Vulnerabilities Supply chains rely on third-party AI platforms. Compromised APIs can disrupt operations across multiple firms.

5.5 Algorithmic Bias Exploitation Bias in AI models can be exploited to influence supplier selection or pricing decisions unfairly.

6. Proposed Framework: AI-SCM Security Risk Framework (AISRF) The AISRF framework consists of five layers:

1. Data Layer Focuses on data integrity and protection against manipulation.

2. Model Layer Addresses algorithm security, model validation, and robustness.

3. System Layer Includes enterprise systems such as ERP and IoT devices.

4. Network Layer Covers cloud infrastructure and API security.

5. Decision Layer Examines the impact of AI outputs on managerial decisions.

Flow of Risk Propagation:

Data → Model → System → Network → Decision → Supply Chain Outcome

This framework highlights how vulnerabilities at any stage can affect overall supply chain performance.

7. Discussion

The proposed framework emphasizes that AI-related risks are multi-dimensional and interconnected. Organizations must adopt a holistic approach to security rather than focusing solely on IT infrastructure. The findings suggest that integrating AI governance with traditional risk management practices is essential for building resilient supply chains.

8. Managerial Implications

- Implement robust data validation mechanisms
- Regularly audit AI models for accuracy and bias

- Strengthen cybersecurity protocols for AI systems
- Adopt human-in-the-loop decision-making
- Develop AI governance policies and compliance frameworks

9. Conclusion

AI has become a critical component of modern supply chains, offering significant benefits in efficiency and decision-making. However, it also introduces new security risks that require urgent attention. This study contributes to the literature by identifying AI-induced risks and proposing a comprehensive framework for their analysis. The AISRF framework provides a foundation for both academic research and practical implementation. Future studies can build upon this work by conducting empirical validation and exploring industry-specific applications.

10. References

Boyes, H., Hallaq, B., Cunningham, J., & Watson, T. (2018). The industrial internet of things (IIoT): An analysis framework. *Computers in Industry*, 101, 1–12.

Goodfellow, I., Shlens, J., & Szegedy, C. (2015). Explaining and harnessing adversarial examples. *International Conference on Learning Representations*.

Ivanov, D., & Dolgui, A. (2020). A digital supply chain twin for managing disruption risks. *International Journal of Production Research*, 58(7), 1–14.

Saunders, M., Lewis, P., & Thornhill, A. (2019). *Research Methods for Business Students*. Pearson.

Wamba, S. F., Gunasekaran, A., Akter, S., Ren, S. J., Dubey, R., & Childe, S. J. (2020). Big data analytics and firm performance. *Journal of Business Research*, 70, 356–365.

INNOVATIVE AGRICULTURE
www.innovativeagriculture.in
ISSN : 3048 - 989X

Briquettes: Turning Waste into Sustainable Energy

[1]Jaspreet Kaur, [2]Dr.Babita Kumar, [3]Kamalpreet Singh

[1]Research Scholar, Punjab Agricultural University, Ludhiana
[2]Professor, Punjab Agricultural University, Ludhiana
[3]Student, Punjab Agricultural University, Ludhiana
Corresponding Author: Jaspreet Kaur

Abstract

Rising energy consumption and environmental concerns have heightened the need for cleaner, more sustainable fuel sources. Heavy reliance on fossil fuels has resulted in pollution, greenhouse gas emissions, and climate change. In this setting, biomass briquettes have emerged as a highly effective renewable energy source. Briquettes are made from agricultural and industrial waste, such as rice husk, wheat straw, sawdust, and sugarcane bagasse, and they transform waste into fuel. They minimize pollution, create jobs, and offer a greener alternative to coal and firewood. This article delves into the concept of briquettes, their manufacturing method, benefits, problems, government assistance measures, future scope, and proposals for greater usage.

Keywords: Renewable Energy, Waste to Energy, Biomass Briquettes, Sustainable Fuel, Biomass Technology.

Introduction

Energy is the foundation of modern society because it powers industries, transportation, agriculture, communication networks, and homes. Demand of energy continues to rise with growing population, urbanization, and industrial expansion. Development of economy is impossible without energy. However, the world's significant reliance on fossil fuels like coal, oil, and natural gas has resulted in serious environmental issues such as air pollution, greenhouse gas emissions, and climate change. This has heightened the urgent demand for greener and more sustainable energy sources. According to experts, the world's energy consumption could increase by almost 20% by 2040 making renewable energy sources more crucial (International Energy Agency, 2024).

Renewable energy has recently emerged as an important answer to global energy and environmental issues. Among the different renewable sources such as solar energy, wind energy, hydropower and geothermal energy, biomass energy is particularly important because it turns organic waste directly into useful fuel. Agricultural wastes, forest trash, and industrial byproducts are no longer regarded as waste, when properly processed, it can become a valuable energy resource. One of the most useful products of biomass energy is the briquette. Biomass already contributes significantly to rural energy needs in several developing countries (FAO, 2024).

The invention of briquettes marks a significant shift in waste management and energy generation. Traditionally, significant amounts of agricultural residue were burned in open fields or left unused, resulting to pollution and health risks. Briquetting technology is an effective technique that converts waste into a useful energy source. Instead of smoke, farmers may make money from what was formerly considered waste. This not only minimizes pollutants but also promotes soil health by avoiding wasteful burning (CPCB, 2024).

What are Briquettes?

Briquettes are one of the most efficient sources of biomass energy. Briquettes are compact solid fuel blocks formed by compressing agricultural and industrial waste materials such as rice husk, wheat straw, sawdust, sugarcane bagasse, groundnut shells, and other biomass wastes. These materials are dried, treated, and crushed under high pressure to make homogenous fuel blocks without the need of chemical binders in many situations. A single tonne of briquettes can offer thermal energy equivalent to lower-grade coal, making them an effective substitute in a variety of industries. Their growth has altered the way trash is seen and utilized. Briquettes are more easily fed into boilers and furnaces than loose biomass due to their consistent size.

Briquettes are a common industrial substitute for coal and firewood. This is becoming more and more popular as an economical and eco-friendly fuel in industries like boilers, food processing facilities, textile manufacturing, paper mills, brick kilns, and chemical plants. Briquettes frequently assist enterprises in lowering

fuel expenses while adhering to environmental regulations. Briquettes can lower fuel prices in various businesses by 20-30% when compared to traditional fuels, depending on local market rates. These advantages have prompted industry to use briquettes broadly. Many users prefer briquettes because they produce less dust and provide cleaner storage conditions

Briquettes typically have a calorific value between 3,500 and 4,500 kcal/kg, depending on the raw material utilized. As a result, they are a viable alternative to lower-grade coal and firewood in a wide range of sectors. Their homogeneous size and shape facilitate storage, transportation, and usage in boilers and furnaces.

Briquette Production Process

Briquette manufacture is a methodical procedure for converting loose biomass waste into compact, high-energy fuel blocks. It entails numerous critical processes to assure fuel purity, durability, and effective combustion.

1. **Collection of Raw Material:** Agricultural residues and industrial biomass waste, such as rice husk, sawdust, wheat straw, and sugarcane bagasse, are collected from farms, mills, and processing plants.
2. **Drying:** The gathered biomass is dried to remove excess moisture, as less moisture enhances combustion efficiency and briquette strength.
3. **Size Reduction:** To facilitate smooth processing and better compaction, raw materials are crushed or ground into smaller, more homogeneous particles.
4. **Compression:** The prepared biomass is put into briquetting machines, which compress it under high pressure to produce dense fuel bricks. During this stage, the natural lignin found in biomass softens and acts as a binder, eliminating the need for chemical adhesives in most cases.
5. **Cooling and packaging:** Freshly manufactured briquettes are chilled to keep their shape and toughness. They are then packaged and sent for industrial, commercial, or residential use.

Benefits and Importance of Briquettes.

There are various advantages of using briquettes over traditional fuels. They are denser, more uniform in shape, and have higher combustion efficiency than raw biomass. They produce less smoke, have lower ash content, and emit less hazardous emissions. Their tiny design makes them easy to store, handle, and travel. Briquettes are also utilized for heating and cooking in rural and semi-urban households. Briquettes offer a cleaner and more effective burning alternative to conventional firewood and dung cakes. This lowers the health hazards connected with smoke exposure and improves indoor air quality.

The briquette sector contributes significantly to rural development on an economic level. It creates jobs in production, packing, distribution, machine operation, transportation, and the gathering of raw materials. Selling agricultural wastes that would not otherwise have any economic value helps farmers as well. This promotes the idea of a circular economy and turns waste into an extra source of revenue. A medium-sized briquetting operation can provide direct and indirect employment for dozens of people while also assisting local supply chains. The sector fosters local entrepreneurship with relatively reasonable investment needs.

Challenges faced by Briquettes Industry

Despite their potential, certain obstacles nevertheless impede the progress of briquette manufacturing units. Limited awareness among consumers, irregular raw material supply, competition from subsidized fossil fuels, and weak distribution networks restrict wider adoption. Many users are still unfamiliar with the economic and environmental benefits of briquettes. To overcome these challenges, policy support has become essential. Better branding and stronger market linkages can significantly improve adoption rates (World Bank, 2025).

Government Policies

The Indian government's Ministry of New and Renewable Energy (MNRE) has launched a number of programs under the National Bioenergy Programme. Financial aid is given for briquette and pellet manufacturing facilities, and enterprises are urged to transition to cleaner biomass fuels. Policies supporting waste-to-energy conversion and reducing crop residue burning are providing a favorable climate for the sector. These projects seek to minimize pollution, boost rural income, and enhance energy security. Government subsidies can help make briquettes more cost-competitive with fossil fuels (MNRE, 2025).

Additionally, policies that encourage the conversion of waste into energy and lessen the burning of crop residue are contributing to the development of a favorable environment for the manufacturing of briquettes. These

programs seek to strengthen energy security, lower pollution, and increase rural income. Briquettes have a great chance of becoming a significant part of the world's renewable energy mix in the future. The demand for sustainable fuels like briquettes is anticipated to rise sharply as nations concentrate on reaching net-zero emission targets and companies shift toward cleaner production processes.

Overall, these programs seek to minimize pollution, boost rural income, create green jobs, and reinforce India's long-term energy security by utilizing cleaner biomass fuels.

Future Scope

The future of briquettes seems quite promising. Demand for biomass fuels is predicted to skyrocket as industry shift to cleaner production systems and countries set net-zero emission targets. Even replacing a tiny portion of coal in industry with briquettes can dramatically reduce emissions. India creates hundreds of millions of tonnes of agricultural residue each year, creating enormous potential for briquette production. Briquettes, with improved technology and knowledge, have the potential to become a mainstream renewable industrial fuel within the next decade.

Recommendations

To boost the briquette sector and assure its long-term growth, numerous strategic initiatives are required.

- **Increase Awareness**: Large-scale awareness campaigns, workshops, and live demonstrations should be held to inform industries, farmers, and households about the economic and environmental benefits of briquettes.
- **Improved Biomass Collection and Storage mechanisms**: Efficient mechanisms for collecting, transporting, and scientifically storing agricultural leftovers should be created to assure a consistent supply of raw materials all year.
- **Low-Interest Loans**: Financial institutions should provide entrepreneurs with low-interest loans and flexible credit facilities to help them start and develop briquetting plants, particularly in rural areas.
- **Encourage Industrial Fuel Transition**: Through incentives and regulatory assistance, industries should be encouraged to switch from coal and conventional fuels to briquettes and other biomass fuels.
- **Invest in Advanced Technology:** The use of contemporary briquetting machines, automation, and improved drying systems can improve production efficiency, fuel quality, and cost competitiveness.
- **Create Branding and Marketing Channels:** Promote strong branding, organized distribution networks, and digital marketing platforms to increase market reach and consumer trust.
- **Encourage Long-Term Purchase Agreements**: Long-term contracts between briquette manufacturers and industrial purchasers can provide consistent demand, better pricing, and sustainable business growth.

Conclusion

To sum up, biomass briquettes are a straightforward but effective invention. They provide a sustainable substitute for fossil fuels, lessen environmental pollution, boost rural economies, and turn trash into energy. Briquettes can significantly contribute to the development of a cleaner and greener energy future with the right knowledge, legislative backing, and technological advancements.

References

Central Pollution Control Board.(2024).*Crop residue management and air pollution report*. Government of India, New Delhi.

Food and Agriculture Organization.(2024).*Bioenergy and rural development review*. FAO.

International Energy Agency.(2024).*World energy outlook 2024*. IEA.

International Energy Agency. (2025).*Global clean energy transitions report*. IEA.

Ministry of New and Renewable Energy. (2025).*Biomass programme: Scheme to support manufacturing of briquettes & pellets and promotion of biomass-based cogeneration in industries*. Government of India. *https://mnre.gov.in*

Ministry of New and Renewable Energy. (2025).*National bioenergy programme guidelines (2021–22 to 2025–26)*. Government of India. *https://mnre.gov.in*

World Bank. (2025).*Clean fuel transition in emerging economies*. World Bank.

INNOVATIVE AGRICULTURE
www.innovativeagriculture.in
ISSN : 3048 - 989X

Carbon Sequestration Through Seed Ball Technology

Maheshwari. V

B.Sc. (Hons) Agriculture
Kumaraguru Institute of Agriculture, Erode Tamilnadu

Abstract

Rising atmospheric carbon dioxide (CO_2) concentration is one of the major drivers of global climate change, resulting in increasing temperatures, irregular rainfall patterns, biodiversity loss, and land degradation. Carbon sequestration, the process of capturing and storing atmospheric carbon in vegetation and soil, is considered an effective nature-based solution to mitigate climate change. Among the emerging low-cost restoration approaches, seed ball technology has gained importance for afforestation and ecological rehabilitation of degraded lands. Seed balls are compact spheres prepared from seeds, clay, compost, and organic materials that protect seeds until favorable conditions enable germination. Once established, plants absorb CO_2 through photosynthesis and store carbon in biomass and soil organic matter. Current methods include community-based seed ball campaigns, drone-assisted aerial seed dispersal, integration with native tree species, microbial inoculation, and moisture-retaining bio-based coatings to improve germination and survival. This article discusses the concept, preparation, mechanisms, recent advancements, benefits, limitations, and future prospects of seed ball technology in enhancing carbon sequestration. The method offers an economical, scalable, and climate-smart strategy for restoring ecosystems and increasing terrestrial carbon sinks.

Keywords

Carbon sequestration, Seed ball technology, Climate change mitigation, Afforestation, Soil organic carbon, Ecological restoration, Drone seeding, Nature-based solutions

Introduction

Climate change has emerged as one of the most critical environmental concerns of the twenty-first century. Continuous emissions of greenhouse gases from fossil fuel combustion, deforestation, industrialization, and unsustainable agricultural practices have significantly increased atmospheric CO_2 levels. This has led to global warming, altered precipitation patterns, sea-level rise, frequent droughts, and ecosystem instability. Reducing atmospheric carbon concentration through sustainable and natural approaches is therefore a global priority.

Carbon sequestration refers to the capture and long-term storage of carbon dioxide in natural reservoirs such as forests, grasslands, wetlands, and soils. Plants absorb CO_2 during photosynthesis and convert it into organic compounds, storing carbon in roots, stems, leaves, and woody tissues. Soil also acts as a major carbon sink by storing organic matter derived from roots and decomposed biomass.

Large-scale tree planting and ecological restoration are widely recognized methods for carbon sequestration. However, conventional plantation methods often require high labor, irrigation, and maintenance costs, especially in degraded or inaccessible landscapes. Seed ball technology has emerged as a practical alternative that enables large-scale revegetation with minimal disturbance and lower costs.

Seed ball technology involves encapsulating seeds within a protective mixture of clay, compost, and organic nutrients. These balls can be broadcast manually or dispersed mechanically over degraded lands, forest margins, hillsides, road embankments, and wastelands. After rainfall, the coating softens, enabling germination. As vegetation becomes established, carbon is gradually captured and stored in biomass and soil, contributing to climate change mitigation.

Concept of Seed Ball Technology

Seed ball technology is a method of encapsulating seeds within a protective covering made from clay, soil, compost, and organic nutrients. These balls are usually round in shape and range from 2 to 5 cm in diameter depending on seed size and intended use.

The clay coating acts as a natural shield against birds, rodents, insects, and harsh environmental conditions such as heat and dryness. The compost or manure inside the ball provides nutrients for early seedling growth. When moisture becomes available, the ball softens and allows germination.

The concept was popularized by Japanese natural farmer Masanobu Fukuoka, who used seed balls as part of natural farming and ecological restoration practices.

How Seed Ball Technology Enhances Carbon Sequestration

1. Establishment of Vegetation in Barren Lands

Seed balls allow plants to grow in degraded lands where vegetation is absent. Converting barren land into vegetated land increases net carbon capture.

2. Photosynthetic Carbon Capture

Once seeds germinate, growing plants absorb CO_2 and convert it into sugars, cellulose, lignin, and other plant compounds.

3. Root Biomass Addition

Root growth adds carbon below ground and improves soil aggregation.

4. Litter Deposition

Leaves, flowers, fruits, and twigs that fall on the soil surface decompose and enrich soil carbon.

5. Long-Term Tree Growth

Tree species planted through seed balls continue storing carbon for many years.

6. Improved Soil Health

Vegetation improves microbial activity, water retention, nutrient cycling, and aggregate stability, all of which support greater soil carbon storage.

Materials Used in Seed Ball Preparation

- Native tree seeds
- Grass and shrub seeds
- Clay soil or red soil
- Compost or vermicompost
- Cow dung or farmyard manure
- Water

Preparation Procedure

- Collect healthy, viable seeds of suitable species.
- Mix clay soil, compost, and manure in suitable ratio (commonly 5:3:1).
- Add water gradually to form moldable dough.
- Place one or more seeds in the center.
- Roll into round balls of 2–3 cm diameter.
- Shade dry for 24–72 hours.
- Store in dry conditions until broadcasting.
- Disperse before rainy season.

Suitable Species for High Carbon Sequestration

Tree Species

- Neem (Azadirachta indica)
- Pongamia (Pongamia pinnata)
- Tamarind (Tamarindus indica)
- Albizia lebbeck
- Acacia nilotica
- Bamboo species
- Ficus religiosa
- Terminalia arjuna
- Shrubs and Grasses
- Vetiver grass
- Stylosanthes
- Cenchrus species

Native species are preferred for ecological compatibility and survival.

Advantages of Seed Ball Technology

- Low-cost and simple method
- Suitable for large-scale land restoration
- Useful in inaccessible terrains
- Reduces nursery and transplanting costs
- Protects seeds from predation
- Enhances biomass and soil carbon
- Supports biodiversity recovery
- Improves watershed function
- Encourages community participation
- Compatible with climate-smart agriculture

Limitations

- Depends heavily on rainfall timing
- Germination may be low in arid zones
- Seedling mortality from grazing animals
- Weed competition can suppress seedlings
- Poor seed quality reduces success
- Not all species are suitable for direct seeding
- Follow-up monitoring is often limited

Conclusion

Carbon sequestration through seed ball technology is a practical, sustainable, and eco-friendly method for addressing climate change while restoring degraded ecosystems. By facilitating vegetation establishment in barren and difficult terrains, seed balls increase biomass production, soil organic carbon, and ecological resilience. Modern improvements such as drone distribution, biochar incorporation, microbial inoculation, and geospatial planning have enhanced the effectiveness of this traditional method. Although challenges such as rainfall dependency and seedling survival remain, proper planning and management can significantly improve outcomes. Seed ball technology therefore represents a valuable nature-based solution for climate mitigation, afforestation, and sustainable land restoration.

Reference

Chazdon, R. (2014). Second Growth: The Promise of Tropical Forest Regeneration. University of Chicago Press.
Lehmann, J., & Joseph, S. (2015). Biochar for Environmental Management. Routledge.
Griscom, B.W. et al. (2017). Natural climate solutions. PNAS, 114(44), 11645–11650.
Smith, P. Et al. (2020). Land management options for climate mitigation. Global Change Biology, 26, 1234–1256
FAO. (2022). Global Forest Resources Assessment. Food and Agriculture Organization.
IPCC. (2023). Climate Change 2023 Synthesis Report. Intergovernmental Panel on Climate Change.

INNOVATIVE AGRICULTURE
www.innovativeagriculture.in
ISSN : 3048 - 989X

GLOBAL TRENDS OF FISH FOOD CONSUMPTION

S. A. Raj Vasanth[1], P. Chidambaram[2], P. Velmurugan[3], S. Athithan[1], N. Jayakumar[2]

[1]Department of Aquaculture, Tamil Nadu Dr. J. Jayalalithaa Fisheries University, Fisheries College and Research Institute, Thoothukudi-628 008.
[2]Tamil Nadu Dr. J. Jayalalithaa Fisheries University, Nagapattinam-611 002.
[3]Theni Centre for Sustainable Aquaculture, Directorate of Sustainable Aquaculture, Gullapuram, Theni-625 562.
Corresponding Author: S. A. Raj Vasanth

Abstract

Fish food consumption has become an essential component of global nutrition, food security, and economic development due to its high-quality protein, essential fatty acids, vitamins, and minerals. Fish serves as one of the most important animal protein sources for billions of people worldwide, particularly in coastal, island, and riverine communities. Both capture fisheries and aquaculture contribute significantly to meeting the increasing global demand for fish and fishery products. Asia dominates global fish consumption, with countries such as China, India, Japan, and Indonesia leading both production and consumption patterns. Fish is valued not only for direct human consumption but also for its role in improving public health through omega-3 fatty acids and micronutrient supply. However, rising population growth, overfishing, climate change, unequal distribution, and affordability challenges affect sustainable fish consumption worldwide. This study examines global fish food consumption patterns, nutritional significance, regional variations, economic importance, sustainability concerns, and future prospects in ensuring balanced and secure food systems.

Keywords

Fish consumption, Global nutrition, Food security, Aquaculture, Protein source

Introduction

Fish has been an important part of the human diet since the earliest civilizations and continues to serve as one of the most valuable sources of nutrition across the world. It provides high-quality animal protein, essential amino acids, omega-3 fatty acids, vitamins such as A, D, and B-complex, and important minerals including iodine, calcium, phosphorus, selenium, and zinc. Compared to many terrestrial animal proteins, fish is often considered healthier because of its lower saturated fat content and its beneficial effects on heart health, brain development, and immune function. Global fish consumption has increased rapidly over the last few decades due to population growth, urbanization, improved cold chain systems, changing dietary preferences, and expansion of aquaculture. According to the Food and Agriculture Organization, fish accounts for nearly 20 percent of average animal protein intake for more than 3 billion people worldwide. In many developing countries, especially in Asia and Africa, fish is not only a dietary preference but also a nutritional necessity for combating malnutrition and micronutrient deficiencies. The rise of aquaculture has further strengthened fish availability and market access, making fish consumption a central element of global food security and public health.

Historical Development of Fish Consumption

The history of fish consumption dates back to prehistoric times when early humans relied on rivers, lakes, and coastal ecosystems for food and survival. Archaeological evidence from ancient civilizations such as Egypt, Mesopotamia, the Indus Valley, China, and Greece shows that fish formed a regular part of the diet and trade systems. Coastal settlements and river valley civilizations developed fishing techniques and preservation methods such as drying, salting, smoking, and fermentation to store fish for long periods.

In ancient Asian cultures, fish was closely associated with religious rituals, traditional medicine, and daily food habits. In Japan and China, seafood became a cultural and culinary foundation, while Mediterranean societies valued fish as both food and trade commodity. During the colonial and industrial periods, improved transport

systems, refrigeration, and international trade expanded fish consumption beyond local regions. Modern globalization has transformed fish into one of the most widely traded food commodities in the world, connecting producers and consumers across continents.

Global Production and Consumption Patterns

Global fish consumption is supported by two major sectors: capture fisheries and aquaculture. Capture fisheries include harvesting from oceans, rivers, lakes, and wetlands, while aquaculture involves the farming of fish, shrimp, shellfish, and aquatic plants under controlled conditions. Aquaculture has become the fastest-growing food production sector and now contributes more than half of the fish consumed globally.

Asia dominates both fish production and consumption, with China being the world's largest producer and consumer of fish. India, Indonesia, Vietnam, Bangladesh, and Japan also have high levels of fish consumption due to cultural preference and strong fisheries sectors. In Europe, fish consumption is high in countries such as Norway, Spain, Portugal, and Iceland. African countries depend heavily on small fish species for protein security, although access remains unequal. North America has high seafood demand, particularly for salmon, tuna, shrimp, and shellfish, supported by imports and domestic fisheries. Regional consumption patterns are influenced by geography, religion, income, and food culture.

Nutritional Importance of Fish

Fish is recognized as one of the most nutritionally complete foods available for human consumption. Its protein is highly digestible and contains all essential amino acids necessary for growth, tissue repair, and metabolic functions. Fish is especially important for children, pregnant women, and elderly populations because it supports brain development, bone health, and immune strength.

Omega-3 fatty acids such as EPA and DHA found in fatty fish like salmon, sardines, mackerel, and tuna are associated with reduced risk of cardiovascular diseases, improved cognitive function, and anti-inflammatory benefits. Small indigenous fish species consumed whole provide calcium, iron, vitamin A, and zinc, which are crucial in addressing hidden hunger and micronutrient deficiency in developing countries. Public health nutrition programs increasingly promote fish consumption as a sustainable strategy for improving dietary quality and reducing dependence on less healthy processed foods.

Fish Consumption in Asia

Asia represents the largest fish-consuming region in the world due to its dense population, strong fishing traditions, and growing aquaculture systems. In China, fish is a major dietary staple and a symbol of prosperity in traditional culture. Freshwater fish farming and marine seafood industries supply domestic demand at massive scales. Japan has one of the highest per capita fish consumption rates, where seafood forms an essential part of national cuisine including sushi, sashimi, and fermented fish products.

India demonstrates strong regional variation in fish consumption. Coastal states such as Kerala, West Bengal, Odisha, Andhra Pradesh, and Tamil Nadu show high fish intake, while inland northern regions depend more on plant-based diets. Bangladesh relies heavily on fish as the primary animal protein source, while Indonesia and the Philippines maintain strong seafood traditions supported by island geography. Asia's dominance in aquaculture production ensures continued leadership in global fish consumption patterns.

Fish Consumption in Europe, Africa, and America

In Europe, fish consumption is closely linked to coastal culture, maritime trade, and dietary traditions. Mediterranean countries such as Spain, Portugal, Italy, and Greece consume large amounts of fish due to culinary preference and health awareness. Northern European countries such as Norway and Iceland depend heavily on fisheries both for domestic consumption and export.

Africa presents a contrasting situation where fish is essential for nutrition but often limited by affordability and supply constraints. Small pelagic fish, dried fish, and freshwater species provide affordable protein for millions of households. Inland fisheries from lakes such as Victoria and Tanganyika are central to food security. In North America, fish consumption is driven by health-conscious consumers and restaurant industries. Salmon, tuna, shrimp, and lobster dominate the market, with a significant portion supplied through imports. Latin America also has strong seafood traditions, particularly in Peru, Chile, and coastal Brazil.

Economic Importance of Fish Consumption

Fish consumption supports global economic systems through fisheries production, aquaculture, trade, retail, processing, and food service industries. Millions of people are employed in fishing, fish farming, transportation, cold storage, fish markets, restaurants, and export businesses. Developing countries particularly benefit from fisheries as a source of both employment and affordable nutrition.

International fish trade contributes significantly to national economies, especially in countries such as China, Norway, India, Vietnam, and Thailand. Seafood restaurants, processed fish industries, and value-added fish products such as canned tuna, smoked salmon, fish oil, and fish protein supplements generate high commercial value. Rising consumer awareness regarding healthy diets has increased demand for premium seafood products, strengthening the global fish economy and expanding international market opportunities.

Sustainability Challenges

Despite the nutritional and economic importance of fish consumption, sustainability remains a major concern. Overfishing threatens marine biodiversity and reduces long-term fish availability. Many wild fish stocks are under severe pressure due to industrial fishing and illegal harvesting. Climate change affects fish migration, breeding cycles, ocean temperature, and marine productivity, creating uncertainty in global supply systems.

Pollution, plastic contamination, habitat destruction, and water quality decline also reduce fish health and food safety. Unequal distribution and rising prices make fish inaccessible to vulnerable populations in low-income regions. Aquaculture, while increasing supply, faces challenges such as feed dependency, disease outbreaks, antibiotic misuse, and environmental pollution. Sustainable fish consumption requires responsible fisheries management, eco-friendly aquaculture, consumer awareness, and stronger international cooperation.

Future Prospects

The future of fish consumption depends on balancing nutrition needs with ecological sustainability. Expansion of sustainable aquaculture, especially low-impact freshwater farming and integrated multi-trophic aquaculture, offers strong potential for meeting global demand. Development of plant-based fish alternatives and lab-grown seafood may also reduce pressure on wild stocks in the future.

Improved cold chains, digital seafood traceability, and food safety systems will strengthen consumer confidence and reduce post-harvest losses. Nutrition policies promoting small indigenous fish species can improve food security in developing countries. International certification systems and responsible consumer behavior will increasingly influence seafood markets. Future fish consumption patterns must prioritize health, equity, and environmental conservation to ensure long-term global food resilience.

Conclusion

Fish food consumption plays a central role in global nutrition, economic development, and food security by providing high-quality protein and essential micronutrients to billions of people. From ancient civilizations to modern global trade systems, fish has remained one of the most valuable and culturally significant food resources in human history. The rise of aquaculture has greatly increased accessibility and supply, while health awareness has strengthened consumer demand for fish as a nutritious dietary choice.

However, sustainable fish consumption requires addressing major challenges such as overfishing, climate change, pollution, and unequal access to resources. Responsible fisheries management, eco-friendly aquaculture, and equitable food distribution are essential for protecting both marine ecosystems and human nutrition. Fish should be viewed not only as a commercial commodity but also as a strategic resource for global health and sustainable development. Its future importance will continue to grow as the world seeks healthier and more resilient food systems.

References

FAO. (2022). The State of World Fisheries and Aquaculture. Food and Agriculture Organization.

Béné, C., Barange, M., Subasinghe, R., et al. (2015). Feeding 9 billion by 2050 – Putting fish back on the menu. *Food Security*.

Thilsted, S. H., Thorne-Lyman, A., Webb, P., et al. (2016). Sustaining healthy diets: The role of capture fisheries and aquaculture. *Food Policy*.

HLPE. (2014). Sustainable Fisheries and Aquaculture for Food Security and Nutrition. High Level Panel of Experts.

Tacon, A. G. J., and Metian, M. (2013). Fish matters: Importance of aquatic foods in human nutrition. *Reviews in Fisheries Science*.

Belton, B., and Thilsted, S. H. (2014). Fisheries in transition: Food and nutrition security implications for the global South. *Global Food Security*.

ICAR-CIFT. (2021). Nutritional Importance of Fish Consumption in India. Central Institute of Fisheries Technology.

CMFRI. (2020). Global Fish Consumption and Seafood Nutrition Report. Central Marine Fisheries Research Institute.

Government of India. (2022). Fisheries and Nutritional Security Annual Report.

WorldFish. (2021). Fish and Food Security in Developing Countries.

INNOVATIVE AGRICULTURE
www.innovativeagriculture.in
ISSN : 3048 - 989X

TECHNOLOGICAL ADVANCEMENTS OF MODERN FISHING GEARS

S. A. Raj Vasanth[1], J. G. Jerlin Mol[2]

[1]Department of Aquaculture, Tamil Nadu Dr. J. Jayalalithaa Fisheries University, Fisheries College and Research Institute, Thoothukudi-628 008.
[2]Tamil Nadu Dr. J. Jayalalithaa Fisheries University, Dr. MGR Fisheries College and Research Institute, Ponneri-601 204.
Corresponding Author: S. A. Raj Vasanth

Abstract

Modern fishing gears represent a significant transformation in global fisheries by improving efficiency, productivity, and resource utilization in both marine and inland fisheries. Unlike traditional fishing methods that relied on manual skills and simple tools, modern fishing gears integrate advanced materials, mechanization, electronic navigation systems, and scientific fish detection technologies. Common modern gears include trawlers, purse seines, gillnets, longlines, traps, sonar-assisted nets, hydraulic winches, and satellite-based fish finding systems. These technologies enhance catch efficiency, reduce labor intensity, and support commercial-scale fishing operations. Modern fishing gears are widely used in industrial fisheries, aquaculture support systems, and export-oriented seafood production. However, issues such as overfishing, bycatch, habitat destruction, and unsustainable exploitation have raised serious environmental concerns. Responsible fishing practices and gear regulation are therefore essential for sustainable fisheries management. This study explores the classification, technological features, economic importance, environmental impacts, and future prospects of modern fishing gears in contemporary fisheries systems.

Keywords

Modern fishing gears, Fisheries technology, Fish harvesting, Sustainable fishing, Marine equipment

Introduction

Fishing gears are the tools and devices used for the capture, harvesting, and handling of fish and other aquatic organisms from marine and freshwater ecosystems. The development of fishing gears has evolved significantly from traditional handcrafted tools such as bamboo traps, hook and line systems, and hand-operated nets to highly advanced mechanized systems equipped with electronic fish detection and navigation technologies. Modern fishing gears are designed to maximize efficiency, reduce labor, improve safety, and increase the commercial profitability of fisheries operations.

The rapid growth of global fish demand, export-oriented seafood industries, and technological advancement has accelerated the adoption of modern fishing methods in both capture fisheries and aquaculture support systems. Fishing vessels today are equipped with sonar, GPS, echo sounders, radar systems, hydraulic hauling devices, and refrigeration units that improve operational precision and post-harvest quality. These innovations have transformed fisheries into highly productive commercial enterprises. However, the use of modern fishing gears also presents ecological challenges including overexploitation of fish stocks, damage to marine habitats, and increased bycatch of non-target species. Sustainable fisheries management therefore requires a balance between technological efficiency and ecological responsibility.

Classification of Modern Fishing Gears

Modern fishing gears are broadly classified based on their operational method and target species into active gears and passive gears. Active gears require direct movement by fishing vessels or fishermen to capture fish and include trawls, purse seines, dredges, and surrounding nets. Passive gears remain stationary and capture fish when organisms enter or become entangled, including gillnets, longlines, traps, and pots.

Trawling is one of the most commercially important active fishing methods where cone-shaped nets are dragged through water or along the seabed to capture fish and shrimp. Purse seines are large wall-like nets used

mainly for pelagic fish such as tuna, sardines, and mackerel by surrounding fish schools and closing the bottom of the net. Gillnets function by entangling fish around their gills and are widely used in both inland and marine fisheries. Longlines consist of a main line carrying numerous baited hooks and are highly effective for tuna, swordfish, and deep-sea species. Traps and pots are commonly used for crabs, lobsters, and other shellfish with minimal habitat disturbance.

Trawlers and Mechanized Bottom Fishing

Trawlers are among the most advanced and widely used modern fishing vessels designed for towing trawl nets in marine and inland commercial fisheries. Bottom trawlers operate near the seabed and are commonly used for shrimp, prawns, demersal fish, and cephalopods. Midwater trawlers target pelagic species such as mackerel and herring. Mechanized trawlers use hydraulic winches, power blocks, and engine-driven hauling systems that significantly reduce manual labor.

Trawling has greatly increased commercial fish production due to its capacity for large-volume harvesting. It supports export industries and large-scale seafood processing units. However, bottom trawling is also associated with severe ecological concerns because it disturbs seabed habitats, damages coral ecosystems, and increases bycatch of juvenile fish and non-target organisms. Many countries therefore regulate trawling zones, seasonal operations, and mesh sizes to reduce ecological damage and promote responsible fisheries.

Purse Seine and Pelagic Fishing Technology

Purse seine fishing is a highly efficient method used for capturing schooling pelagic fish such as sardines, anchovies, tuna, and mackerel. Large nets are deployed around a fish school, and the bottom of the net is closed like a purse using a drawstring mechanism, preventing fish from escaping. This method is particularly effective when combined with fish detection technologies such as sonar and aerial spotting.

Modern purse seine vessels are equipped with GPS navigation, fish aggregating devices (FADs), refrigeration systems, and onboard processing units that improve catch efficiency and product quality. Tuna fisheries in particular depend heavily on purse seine technology for commercial export production. Although purse seining is economically valuable, unregulated use may contribute to overfishing and bycatch of dolphins, turtles, and juvenile fish. Sustainable management requires monitoring of fishing effort and compliance with international fisheries regulations.

Gillnets and Drift Net Systems

Gillnets remain one of the most widely used passive modern fishing gears because of their simplicity, cost-effectiveness, and adaptability across freshwater and marine environments. These nets are designed with specific mesh sizes that allow fish to be trapped by their gills when attempting to pass through. Surface gillnets, bottom gillnets, and drift nets are selected based on target species and fishing location.

Drift nets are suspended vertically in water and allowed to drift with currents, capturing pelagic fish such as tuna and mackerel. Modern synthetic materials such as nylon have improved net strength, durability, and catch efficiency compared to traditional cotton nets. However, ghost fishing caused by lost or abandoned gillnets presents a serious environmental problem because these nets continue trapping marine organisms indefinitely. Biodegradable net materials and proper gear retrieval systems are important solutions for reducing ecological damage.

Longlines, Hooks, and Trap Fisheries

Longline fishing is an advanced hook-based fishing system involving a central line carrying hundreds or thousands of baited hooks suspended at specific depths. It is widely used for tuna, swordfish, cod, and other high-value species. Surface longlines target pelagic fish, while bottom longlines are used for demersal species. Automated baiting systems and hydraulic line haulers improve operational efficiency and reduce labor requirements.

Trap fisheries use specially designed cages, pots, and traps to capture crabs, lobsters, octopus, and freshwater fish species. These gears are considered relatively sustainable because they allow selective capture with minimal habitat destruction. Escape gaps and biodegradable panels are often included to reduce bycatch and ghost fishing. Modern trap fisheries support export-oriented shellfish industries and provide high economic returns with lower environmental impact compared to trawling.

Electronic Fish Detection and Navigation Systems

One of the most important developments in modern fisheries is the integration of electronic technologies for fish detection, navigation, and operational safety. Sonar systems use sound waves to detect fish schools, underwater structures, and seabed conditions, helping fishermen identify productive fishing zones. Echo sounders measure fish depth and biomass distribution, improving catch precision.

Global Positioning System (GPS) devices provide accurate vessel navigation and location tracking, reducing fuel consumption and improving fishing efficiency. Radar systems support vessel safety during poor weather and nighttime operations. Satellite-based oceanographic data such as sea surface temperature and chlorophyll concentration help identify potential fishing grounds for pelagic species. These technologies significantly improve commercial profitability and reduce operational risks in modern fisheries.

Economic Importance of Modern Fishing Gears

Modern fishing gears have greatly increased the economic productivity of fisheries by supporting high-volume harvesting, better product quality, and export competitiveness. Mechanized fishing systems reduce labor costs, shorten fishing time, and improve access to distant fishing grounds. This is especially important for industrial fisheries supplying international seafood markets.

Advanced gears also strengthen post-harvest value by integrating onboard chilling, freezing, and handling systems that preserve fish quality for export. Commercial shrimp trawling, tuna purse seining, and crab trap fisheries generate significant income for coastal communities and national economies. Employment opportunities expand across vessel construction, gear manufacturing, fish processing, cold chain logistics, and export industries. Thus, modern fishing gears are not only harvesting tools but also key drivers of fisheries-based economic development.

Environmental Concerns and Sustainable Management

Despite their economic advantages, modern fishing gears can create serious environmental challenges if poorly regulated. Overfishing occurs when highly efficient gears harvest fish faster than natural reproduction can replenish stocks. Bycatch of non-target species such as dolphins, turtles, sharks, and juvenile fish threatens biodiversity and ecosystem balance. Bottom trawling causes habitat destruction in coral reefs and benthic ecosystems.

Sustainable fisheries management requires selective gear design, regulated mesh sizes, closed fishing seasons, marine protected areas, and bycatch reduction devices. Turtle excluder devices (TEDs), juvenile fish excluder devices (JEDs), and biodegradable trap materials are important technological solutions. Responsible fisheries depend on combining technological innovation with ecological conservation and strong policy enforcement.

Future Prospects

The future of modern fishing gears lies in the development of smart fisheries technologies that improve efficiency while minimizing environmental damage. Artificial intelligence, remote sensing, underwater drones, and automated catch monitoring systems are becoming increasingly important in commercial fisheries. Eco-friendly biodegradable nets and selective harvesting systems will play a major role in sustainable fisheries development.

Climate change adaptation will also require fishing gears that respond to shifting fish distributions and changing marine conditions. International certification systems and consumer demand for sustainably harvested seafood will encourage responsible gear innovation. Research institutions and fisheries management agencies must continue promoting technologies that support both profitability and biodiversity conservation. The next generation of fishing gears must prioritize sustainability as much as productivity.

Conclusion

Modern fishing gears have transformed fisheries from traditional subsistence activities into highly organized commercial industries capable of supporting global food security and international seafood trade. Technologies such as trawlers, purse seines, gillnets, longlines, traps, sonar systems, and GPS navigation have significantly improved harvesting efficiency, economic returns, and operational safety. These innovations are essential for meeting the increasing demand for fish protein and export-oriented seafood production.

However, technological advancement must be balanced with ecological responsibility. Overfishing, bycatch, habitat destruction, and ghost fishing demonstrate that efficiency without regulation can threaten marine sustainability. Future fisheries development depends on responsible fishing practices, selective gear innovation, and strong conservation policies. Modern fishing gears should therefore be viewed not only as tools of production but also as instruments of sustainable resource management. Their successful application will determine the future health of both fisheries economies and aquatic ecosystems.

References

FAO. (2022). Fishing Gear Technology and Sustainable Fisheries Management. Food and Agriculture Organization.

Fridman, A. L. (1986). Calculations for Fishing Gear Designs. Fishing News Books.

Brandt, A. V. (2005). Fish Catching Methods of the World. Blackwell Publishing.

Nedelec, C., and Prado, J. (1990). Definition and Classification of Fishing Gear Categories. FAO Fisheries Technical Paper.

Sainsbury, J. C. (1996). Commercial Fishing Methods: An Introduction to Vessels and Gears. Wiley-Blackwell.

Pillay, T. V. R., and Kutty, M. N. (2005). Aquaculture Principles and Practices. Blackwell Publishing.

ICAR-CIFT. (2021). Modern Fishing Technologies in India. Central Institute of Fisheries Technology.

CMFRI. (2020). Mechanized Fisheries and Marine Resource Management. Central Marine Fisheries Research Institute.

Government of India. (2022). Fisheries Sector Development Report. Department of Fisheries.

Gulland, J. A. (1983). Fish Stock Assessment and Fishing Gear Efficiency. FAO Fisheries Series.

INNOVATIVE AGRICULTURE
www.innovativeagriculture.in
ISSN : 3048 - 989X

Reading Fish by Color: A New Approach to Sustainable Aquaculture

Trapti Pathak

School of Sciences, ITM University, Gwalior

Abstract

Aquaculture is rapidly evolving to meet the increasing global demand for aquatic food resources. However, maintaining fish health and environmental sustainability remains a major challenge. Traditional monitoring systems often rely on physicochemical parameters and visible disease symptoms, which may appear only after significant physiological stress has occurred. In this context, fish coloration—regulated by specialized pigment cells—offers a promising, non-invasive approach to assess health and environmental conditions in real time. This article explores how pigment cell biology can be used as a practical tool in aquaculture, transforming fish color into a reliable indicator of stress, nutrition, and overall system stability.

Keywords: Pigment cells, Fish coloration, Aquaculture, Stress biomarkers, Melanophores, Fish health, Precision aquaculture, Environmental indicators

Introduction: When Color Becomes a Language

In natural ecosystems, color is rarely accidental. It serves as a medium of communication, protection, and adaptation. In aquatic organisms, particularly fish, color is a dynamic trait that reflects internal physiological processes as well as external environmental conditions.

In aquaculture systems, farmers traditionally monitor parameters such as dissolved oxygen, pH, ammonia levels, and temperature to ensure optimal conditions. While these indicators are essential, they do not always capture the biological stress experienced by fish. Often, by the time visible symptoms such as lethargy, reduced feeding, or disease outbreaks appear, the damage has already been done.

This gap has led to increasing interest in biological indicators that can signal early physiological disturbances. Among these, fish coloration—controlled by pigment cells known as chromatophores—emerges as a simple yet powerful tool. By "reading" changes in fish color, it is possible to gain insights into their health, stress levels, and environmental conditions in a non-invasive and immediate manner.

The Biology Behind Fish Coloration

Fish coloration is governed by specialized pigment cells called chromatophores, which originate from neural crest cells during embryonic development. These cells are distributed within the skin and are responsible for producing a wide range of colors and patterns.

The major types of chromatophores include melanophores (black or brown pigments), xanthophores (yellow pigments), erythrophores (red pigments), iridophores (reflective or iridescent colors), and leucophores (white coloration). Each type contributes uniquely to the overall appearance of the fish.

Among these, melanophores are particularly important in aquaculture studies because of their sensitivity to physiological and environmental changes. They contain melanin-filled organelles that can move within the cell, leading to rapid changes in color intensity.

Mechanism of Color Change: A Rapid Response System

Unlike static pigmentation seen in many terrestrial animals, fish exhibit rapid and reversible color changes. This is achieved through the movement of pigment granules within chromatophores, a process regulated by the nervous and endocrine systems.

When pigment granules disperse throughout the cell, the fish appears darker. Conversely, when they aggregate toward the center, the fish appears lighter. This process is controlled by hormones such as melanocyte-stimulating hormone (MSH) and cortisol, as well as neurotransmitters like adrenaline.

Importantly, these changes can occur within seconds, making pigment cells one of the fastest biological response systems in vertebrates. This rapid responsiveness is what makes them highly valuable as real-time indicators in aquaculture.

Color as an Indicator of Fish Health

1. Early Detection of Stress

Stress is one of the most critical factors affecting aquaculture productivity. It may arise from overcrowding, handling, poor water quality, or sudden environmental changes. Before any visible signs of disease appear, fish often exhibit subtle changes in coloration.

For instance, stressed fish may become pale due to pigment aggregation or darker due to pigment dispersion, depending on the species and type of stressor. These early signals can help farmers take corrective measures before the condition worsens.

2. Reflection of Water Quality

Water quality is the backbone of aquaculture systems. Factors such as low dissolved oxygen, high ammonia levels, or presence of toxins can disrupt physiological balance in fish.

Pigment cells respond to such disturbances through neuroendocrine pathways. As a result, abnormal coloration can serve as an early warning signal of deteriorating water conditions, often before chemical tests indicate a problem.

3. Indicator of Nutritional Status

In many fish species, bright coloration—especially yellow, orange, and red hues—is dependent on dietary carotenoids. These pigments cannot be synthesized by the fish and must be obtained through feed.

A decline in color intensity may indicate poor diet quality or inefficient nutrient absorption. Thus, monitoring coloration can help evaluate feed effectiveness and nutritional management.

4. Disease and Immune Response

Color changes are often associated with disease conditions. Infections, parasitic infestations, or immune suppression can lead to abnormal pigmentation patterns.

Unlike laboratory diagnostics, which may require time and resources, visual observation of color changes provides a quick and accessible method for identifying potential health issues.

5. Behavioral and Welfare Assessment

Fish coloration is closely linked to behavior and emotional states. Fear, aggression, and social interactions can all influence pigmentation patterns.

For example, fish may darken in response to stress or display brighter colors during mating or territorial behavior. Understanding these patterns can help assess fish welfare and improve management practices.

Towards Precision and Sustainable Aquaculture

The concept of "reading fish by color" aligns closely with the principles of precision aquaculture, where real-time data and biological indicators are used to optimize production.

By integrating color-based observations with modern technologies such as digital imaging and artificial intelligence, it is possible to develop automated systems that monitor fish health continuously. These systems can detect subtle changes in coloration and alert farmers to potential issues, enabling timely intervention.

Such approaches reduce the need for invasive sampling, minimize stress on fish, and improve overall system efficiency. Moreover, they support sustainable practices by preventing disease outbreaks, reducing chemical usage, and enhancing resource management.

Challenges and Limitations

Despite its potential, the application of color-based monitoring in aquaculture faces certain challenges. Color responses can vary between species, making standardization difficult. Environmental factors such as light conditions and background color may also influence perception of fish coloration.

Additionally, there is a need for training and awareness among farmers to interpret color changes accurately. Integrating this approach with digital tools and scientific validation will be essential for its widespread adoption.

Future Perspectives

The future of aquaculture lies in smart, sustainable, and technology-driven systems. Advances in imaging technologies, biosensors, and machine learning are expected to enhance the application of pigment cell biology in fish monitoring.

Automated systems capable of analyzing color patterns in real time could revolutionize aquaculture management. Combined with other biological and environmental data, these systems can provide a comprehensive understanding of fish health and ecosystem dynamics.

Conclusion

Fish coloration is more than a visual trait—it is a window into the physiological and environmental state of aquatic organisms. Pigment cells, through their rapid and sensitive responses, offer a powerful tool for monitoring fish health in aquaculture systems.

By learning to "read" fish by color, aquaculture can move toward a more proactive and sustainable model of management. This approach not only improves productivity but also enhances fish welfare and environmental stewardship.

References

Fujii, R. (2000). The regulation of motile activity in fish chromatophores. *Pigment Cell Research*, 13(5), 300–319.

Sköld, H. N., Aspengren, S., & Wallin, M. (2016). Rapid color change in fish and amphibians: function, regulation, and applications. *Pigment Cell & Melanoma Research*, 29(5), 515–528.

Sugimoto, M. (2002). Morphological color changes in fish: regulation of pigment cells. *Microscopy Research and Technique*, 58(6), 496–503.

Kelsh, R. N. (2004). Genetics and evolution of pigment patterns in fish. *Pigment Cell Research*, 17(4), 326–336.

Wendelaar Bonga, S. E. (1997). The stress response in fish. *Physiological Reviews*, 77(3), 591–625.

Mommsen, T. P., Vijayan, M. M., & Moon, T. W. (1999). Cortisol in teleost fish: dynamics and metabolic regulation. *Reviews in Fish Biology and Fisheries*, 9, 211–268.

Ellis, T., Yildiz, H. Y., López-Olmeda, J., et al. (2012). Cortisol and fish welfare. *Fish Physiology and Biochemistry*, 38, 163–188.

Ashley, P. J. (2007). Fish welfare: current issues in aquaculture. *Applied Animal Behaviour Science*, 104(3–4), 199–235.

Liu, J., Yin, M., Ye, Z., Hu, J., & Bao, Z. (2024). Fish skin pigmentation genetics and its applications in aquaculture. *Fishes*, 9(6), 220.

Luo, M., Lu, G., Yin, H., Wang, L., Atuganile, M., & Dong, Z. (2021). Fish pigmentation and coloration: molecular mechanisms and aquaculture perspectives. *Reviews in Aquaculture*, 13, 2395–2412.

Pegu, M., & Singh, M. K. (2025). Pigmentation and colour changing mechanism in fishes. *Fish Physiology and Biochemistry*, 51(4).

Cal, L., Suarez-Bregua, P., & Cerdá-Reverter, J. M. (2017). Fish pigmentation and the melanocortin system. *Comparative Biochemistry and Physiology Part A*, 211, 26–33.

Aspengren, S., Hedberg, D., & Wallin, M. (2008). New insights into melanosome transport in vertebrate pigment cells. *International Review of Cell and Molecular Biology*, 272, 245–302.

Takahashi, A., & Kawauchi, H. (2006). Hormonal regulation of pigmentation in fish. *General and Comparative Endocrinology*, 148, 1–9.

Vissio, P. G., et al. (2021). Skin pigmentation as a welfare indicator in aquaculture species. *General and Comparative Endocrinology*, 301, 113662.

Pulcini, D., et al. (2021). Importance of pigmentation in aquaculture product quality and market value. *Aquaculture Reports*, 20, 100737.

INNOVATIVE AGRICULTURE
www.innovativeagriculture.in
ISSN : 3048 - 989X

Nature's Palette: Biology of Pigment Cells and Their Functions

Trapti Pathak

School of Sciences, ITM University, Gwalior

Abstract

Color is one of the most striking and functionally significant features of living organisms. Beyond aesthetics, biological coloration serves as a dynamic interface between an organism and its environment. Pigment cells, or chromatophores, are specialized cells responsible for generating and regulating this diversity of colors. These cells not only determine external appearance but also contribute to essential survival strategies such as camouflage, communication, ultraviolet protection, and physiological regulation. The present article provides a comprehensive overview of pigment cell biology, including their origin, classification, mechanisms of color production, and multifaceted roles in living systems. It also highlights their growing importance in ecological studies, biomedical research, and aquaculture applications.

Keywords: Pigment cells, Chromatophores, Melanophores, Pigmentation, Camouflage, Melanin, Adaptation

Introduction

The natural world is characterized by an extraordinary diversity of colors and patterns, each serving specific biological purposes. From the vibrant scales of tropical fishes to the subtle shades of terrestrial organisms, coloration plays a critical role in survival and adaptation. At the cellular level, this diversity is governed by pigment cells—highly specialized units that synthesize, store, and manipulate pigments.

Pigment cells primarily originate from neural crest cells during embryonic development, a migratory cell population that contributes to multiple tissues in vertebrates. Their differentiation into various pigment cell types is regulated by complex genetic and molecular pathways. These cells exhibit remarkable plasticity, enabling organisms to adjust coloration in response to environmental stimuli such as light intensity, temperature, stress, and social interactions.

Over the past few decades, pigment cell biology has evolved into a multidisciplinary field, bridging developmental biology, physiology, ecology, and biotechnology. Understanding these cells not only explains how organisms acquire their colors but also reveals how they interact with their surroundings at both cellular and systemic levels.

Types of Pigment Cells

Pigment cells are diverse in structure and function, and their classification depends on the pigments they contain and their optical properties.

1. Melanophores (Melanocytes in mammals)

Melanophores are among the most widely studied pigment cells. They contain melanin, a dark pigment synthesized from the amino acid tyrosine through enzymatic pathways involving tyrosinase. Melanin exists in two primary forms: eumelanin (black/brown) and pheomelanin (yellow/reddish).

In fish and amphibians, melanophores possess the unique ability to rapidly alter their appearance by redistributing pigment granules within the cell. This process, known as pigment aggregation and dispersion, allows for quick changes in body coloration. In mammals, melanocytes primarily function in determining skin, hair, and eye color and play a protective role against ultraviolet radiation.

2. Xanthophores and Erythrophores

Xanthophores and erythrophores are responsible for producing yellow, orange, and red colors. These cells contain pigments such as carotenoids (obtained from diet) and pteridines (synthesized internally).

Carotenoid-based coloration often reflects nutritional status and health, making it an important signal in mate selection. In many fish species, bright coloration produced by these cells plays a crucial role in reproductive success and species recognition.

3. Iridophores

Iridophores are structurally unique pigment cells that produce color not through pigments but through the reflection and refraction of light. They contain stacks of guanine crystals that act as microscopic mirrors, generating iridescent and metallic colors.

These structural colors can change depending on the angle of light and observation, contributing to dynamic visual effects. Iridophores are commonly found in fishes, reptiles, and amphibians and often interact with other pigment cells to create complex coloration patterns.

4. Leucophores

Leucophores are responsible for white or reflective coloration. They scatter light rather than absorbing it, contributing to brightness and contrast in body patterns. These cells are particularly important in background matching and camouflage, especially in aquatic environments where light conditions vary significantly.

Mechanism of Color Production

Color production in pigment cells involves both biochemical and physical processes. Biochemically, pigments such as melanin, carotenoids, and pteridines are synthesized and stored within specialized organelles. Physically, structural components like crystalline platelets in iridophores manipulate light to produce color.

In many ectothermic organisms, pigment cells can rapidly change coloration through intracellular movement of pigment granules. This movement is controlled by cytoskeletal elements such as microtubules and motor proteins, regulated by neural and hormonal signals.

Hormones such as melanocyte-stimulating hormone (MSH) and neurotransmitters like adrenaline influence pigment distribution. Dispersion of pigment granules darkens the organism, while aggregation results in a lighter appearance. This dynamic mechanism allows organisms to adapt quickly to environmental changes.

Biological Functions of Pigment Cells

1. Camouflage and Protection

One of the most critical functions of pigment cells is camouflage. By matching their coloration to the surrounding environment, organisms can avoid detection by predators or prey. This adaptive strategy is especially prominent in fishes, amphibians, and reptiles.

2. Communication and Signaling

Pigmentation plays a vital role in intra- and interspecific communication. Bright colors and patterns are often used to attract mates, establish dominance, or signal warning to predators (aposematism). Changes in coloration can also indicate emotional or physiological states.

3. UV Protection

Melanin provides an essential protective function by absorbing harmful ultraviolet radiation. This reduces DNA damage and prevents mutations, thereby playing a crucial role in maintaining cellular integrity.

4. Thermoregulation

Pigment cells contribute to temperature regulation, particularly in ectothermic animals. Darker colors absorb more heat, while lighter colors reflect it, enabling organisms to regulate their body temperature in response to environmental conditions.

5. Physiological Indicators

Changes in pigmentation can serve as indicators of physiological stress, disease, or environmental disturbance. This makes pigment cells valuable tools in scientific research, especially in monitoring ecosystem health and aquaculture systems.

Pigment Cells in Fish: A Dynamic System

Fish represent one of the most dynamic models for studying pigment cell biology. Their chromatophores are highly responsive to environmental and physiological cues. Neural and endocrine systems regulate pigment cell activity, allowing rapid color changes within seconds.

For instance, under stress conditions, hormonal signals can trigger pigment aggregation in melanophores, leading to visible color changes. These responses are not only adaptive but also provide valuable insights into the internal physiological state of the organism.

Recent research has emphasized the use of pigment cell responses as non-invasive biomarkers in aquaculture. Monitoring such changes can help detect early signs of stress, poor water quality, or toxic exposure, enabling timely intervention and improved fish health management.

Relevance in Modern Science

Pigment cell biology has significant applications across multiple scientific domains:

- **Medical Science:** Studies on melanocytes contribute to understanding skin disorders such as melanoma, vitiligo, and albinism.
- **Genetics and Developmental Biology:** Pigmentation patterns serve as model systems for studying gene expression, mutation, and cell differentiation.
- **Aquaculture and Environmental Monitoring:** Pigment responses provide early indicators of stress and environmental changes.
- **Material Science and Biomimetics:** Structural coloration inspires the development of advanced optical materials and coatings.

Challenges and Future Perspectives

Despite extensive research, several challenges remain in the field of pigment cell biology. The complexity of regulatory pathways, variability across species, and interactions with environmental factors require deeper investigation.

Advancements in molecular biology, imaging techniques, and computational tools are expected to revolutionize this field. Future research may focus on developing non-invasive diagnostic technologies, integrating pigment cell responses with biosensors, and applying artificial intelligence for predictive analysis.

Conclusion

Pigment cells represent a remarkable example of how cellular processes translate into ecological and evolutionary advantages. Their ability to produce and regulate color is central to survival, communication, and adaptation in diverse environments. Beyond their biological significance, these cells hold immense potential for applications in medicine, environmental science, and biotechnology.

As research continues to advance, pigment cell biology is poised to contribute significantly to our understanding of life processes and to the development of innovative solutions for sustainable and scientific challenges.

References

Bagnara, J. T., & Hadley, M. E. (1973). *Chromatophores and Color Change: The Comparative Physiology of Animal Pigmentation*. Prentice-Hall.

Fujii, R. (2000). The regulation of motile activity in fish chromatophores. *Pigment Cell Research*, 13(5), 300–319.

Sköld, H. N., Aspengren, S., & Wallin, M. (2016). Rapid color change in fish and amphibians – function, regulation, and emerging applications. *Pigment Cell & Melanoma Research*, 29(5), 515–528.

Sugimoto, M. (2002). Morphological color changes in fish: regulation of pigment cell density and morphology. *Microscopy Research and Technique*, 58(6), 496–503.

Kelsh, R. N. (2004). Genetics and evolution of pigment patterns in fish. *Pigment Cell Research*, 17(4), 326–336.

Braasch, I., Brunet, F., Volff, J. N., & Schartl, M. (2009). Pigmentation pathway evolution after whole-genome duplication in fish. *Genome Biology and Evolution*, 1, 479–493.

Burton, D. (2012). The physiology of flatfish chromatophores. *Journal of Fish Biology*, 80(7), 2048–2062.

Nilsson Sköld, H., Svensson, P. A., & Zejlon, C. (2013). Hormonal regulation of pigment cell function in fish. *General and Comparative Endocrinology*, 181, 116–124.

Mommsen, T. P., Vijayan, M. M., & Moon, T. W. (1999). Cortisol in teleost fish: dynamics and metabolic regulation. *Reviews in Fish Biology and Fisheries*, 9, 211–268.

Wendelaar Bonga, S. E. (1997). The stress response in fish. *Physiological Reviews*, 77(3), 591–625.

Ellis, T., Yildiz, H. Y., López-Olmeda, J., et al. (2012). Cortisol and fish welfare. *Fish Physiology and Biochemistry*, 38, 163–188.

Schreck, C. B. (2010). Stress and fish reproduction: roles of allostasis. *General and Comparative Endocrinology*, 165(3), 549–556.

Sadoul, B., & Vijayan, M. M. (2016). Stress and growth in fish. In *Biology of Stress in Fish* (pp. 167–205). Academic Press.

Iwama, G. K., Afonso, L. O. B., & Vijayan, M. M. (2006). Stress in fish. In *Fish Physiology* (Vol. 24, pp. 319–342). Academic Press.

Ashley, P. J. (2007). Fish welfare: Current issues in aquaculture. *Applied Animal Behaviour Science*, 104(3–4), 199–235.

INNOVATIVE AGRICULTURE
www.innovativeagriculture.in
ISSN : 3048 - 989X

DEEP SUMMER PLOUGHING: A SUSTAINABLE STRATEGY FOR SOIL HEALTH AND PEST MANAGEMENT

Dr. I. Venkata Reddy, Dr. M. Ravi Kishore, Dr. P.N. Siva Prasad, Dr. R. Prabhavathi, Dr.N. Rajasekhar, Dr. K. Lakshmi Kala and T. Jeswanth Reddy

Dr. K. L. Rao Krishi Vigyan Kendra, Garikapadu, NTR District, Andhra Pradesh, India
Corresponding Author: Dr. I. Venkata Reddy

ABSTRACT

Global agriculture is increasingly pivoting toward sustainable, non-chemical interventions to combat soil degradation and climate instability. In the Indian context, where rain-fed farming dominates, maximizing resource-use efficiency is a matter of national food security. This is particularly vital in Andhra Pradesh, where diverse agro-climatic zones require strategic land preparation to handle seasonal moisture stress. This article examines deep summer ploughing—a traditional yet scientifically validated practice of inverting soil to depths of 20–45 cm during the peak heat of April to June. By analyzing the practice's application in regions like the NTR district, the study highlights its multifaceted benefits: mechanical shattering of "hard pans" to improve soil structure, enhancing water holding capacity through the "sponge effect," and providing biological sanitation. Results indicate that the thermal exposure (solarization) significantly reduces populations of hibernating pests, soil-borne pathogens, and perennial weeds like *Cyperus rotundus*, offering a low-cost, eco-friendly strategy for sustainable crop intensification.

Keywords: Deep Summer Ploughing, Soil Health, Moisture Conservation, Pest Management, Andhra Pradesh Agriculture, Sustainable Tillage, Solarization.

INTRODUCTION

In the 21st century, global agriculture stands at a critical juncture where it must balance the feeding of a growing population with the urgent need for environmental restoration, prompting a worldwide shift toward Integrated Pest Management and conservation tillage to combat climate change and soil degradation. Within this international context, Indian agriculture remains a vital, predominantly rain-fed sector where national food security is inextricably linked to effective soil moisture conservation and the strategic use of intense summer heat to naturally sterilize the land. Moving to the regional scale, Andhra Pradesh serves as a primary agricultural hub for the subcontinent, characterized by its diverse agro-climatic zones and a strong tradition of harnessing seasonal cycles to optimize crop productivity across its fertile plains. At the localized level, the NTR district exemplifies this regional dedication, with its farming communities relying heavily on the pre-monsoon period to prepare their fields for the Kharif season by addressing the specific challenges of local soil compaction and pest cycles. This brings us to the indispensable practice of deep summer ploughing, where farmers utilize mouldboard or disc ploughs to turn the soil to a depth of 25–30 cm, shattering hardpans and exposing deep-seated larvae, pathogens, and weed seeds to the scorching sun. By allowing the soil to remain fallow and exposed for several weeks, this process not only ensures biological sanitation but also dramatically increases the earth's infiltration capacity, allowing the NTR district's fields to capture every drop of monsoon rain, thereby preventing erosion and securing the moisture needed for a successful, high-yielding harvest.

2. IMPORTANCE OF DEEP SUMMER PLOUGHING

Deep summer ploughing stands as a cornerstone of sustainable intensification in Indian agriculture, acting as a bridge between traditional wisdom and modern ecological management. By utilizing a disc or mouldboard plough to reach depths beyond 25 cm immediately following the Rabi harvest, farmers can leverage the peak solar radiation of April and May to transform the physical and biological health of their land.

A. Biological Sanitation

The primary advantage lies in **natural sterilization**. The intense heat of the Indian summer penetrates the overturned soil, effectively "baking" the larvae and pupae of devastating pests—such as red hairy caterpillars and white grubs—that hibernate in deeper layers. This thermal exposure also destroys the propagules of soil-borne pathogens and desiccation-sensitive weed seeds, significantly reducing the dependence on synthetic pesticides and herbicides in the subsequent Kharif season.

B. Soil Structure and Moisture Management

From a physical standpoint, deep ploughing shatters hardpans that often develop due to repeated shallow tillage. This structural turnover increases **soil porosity** and aeration. When the monsoon rains arrive, this enhanced "sponginess" allows for superior rainwater infiltration, reducing surface runoff and mitigating soil erosion. By capturing more water in the subsoil profile, the land becomes more resilient against the dry spells often encountered during the crop growth cycle.

C. Nutrient Cycling

Furthermore, the process promotes the decomposition of crop residues and improves nutrient availability by bringing leached minerals back to the surface. Ultimately, deep summer ploughing is an indispensable, low-cost investment that optimizes the soil environment, ensuring higher yields and long-term ecological stability for the farming community.

Optimum Depth of Deep Ploughing

S.No	Crop Category	Recommended Depth	Rationale
1.	**Annual Crops** (Cereals, Pulses, Oilseeds)	**20 – 25 cm**	Focuses on breaking the immediate subsurface crust, managing shallow-rooted weeds, and improving the tilth for crops with shorter life cycles.
2.	**Biennial Crops** (Onions, Carrots, Sugar Beets)	**25 – 30 cm**	Requires a slightly deeper prepared zone to accommodate the storage root development in the first year and the reproductive stalks in the second, ensuring consistent moisture access.
3.	**Perennial Crops** (Orchards, Sugarcane)	**30 – 45 cm**	Necessary to facilitate deep root penetration, shatter deep-seated hardpans, and ensure long-term water storage in the deeper soil profiles.
Source: Adapted from the *Package of Practices* by Acharya N.G. Ranga Agricultural University (ANGRAU) and technical guidelines for the NTR District by the Directorate of Agriculture, Government of Andhra Pradesh, in alignment with the Indian Council of Agricultural Research (ICAR) standards for dryland farming and soil health management.			

Deep summer ploughed field for vegetable cultivation)

Deep summer ploughing for paddy cultivation

Healthy crop stand establishment following summer ploughing

Deep Summer Ploughing For Redgram Cultivation

Ideal crop stand established in a deep summer ploughed plot

3. Role of Deep Summer Ploughing in Pest and Disease Management

Deep summer ploughing acts as a powerful, non-chemical "sanitization" process for the field. By inverting the soil during the peak of the heat season, it disrupts the life cycles of various biological threats through three primary mechanisms:

A. Insect Pest Management

Many devastating pests undergo **diapause** (a period of suspended development) in the soil to survive between crop seasons. Turning the soil to a depth of 25–30 cm exposes these hidden stages to:

1. **Desiccation:** The intense summer sun dries out the soft bodies of larvae and pupae, leading to high mortality rates.
2. **Predation:** As the plough turns the earth, it brings grubs to the surface, attracting birds like egrets, drongos, and crows, which provide natural biological control.
3. **Key Pests Controlled:** White grubs, Red hairy caterpillars, Cutworms, and various types of Bollworms.

B. Disease Suppression

Soil-borne pathogens often survive on crop residues left in the shallow topsoil. Deep inversion performs two critical functions:

1. **Solar Sterilization:** It brings pathogens to the surface where UV radiation and high temperatures (often exceeding **45°C** in the top layers) neutralize them.
2. **Deep Burial:** It buries infected crop debris deep into the anaerobic zones of the soil where many surface pathogens cannot survive and instead decompose harmlessly.

- **Key Diseases Controlled:** *Fusarium* wilt, Root rot, and Damping-off.

C. Weed Management

Perennial weeds with deep-seated storage organs, such as rhizomes or tubers (e.g., *Cyperus rotundus* or Nutgrass), are difficult to manage with surface weeding. Deep ploughing drags these structures to the surface, exposing them to the scorching heat until they lose their viability, significantly reducing the weed seed bank for the following season.

4. Impact on Soil Physics and Hydrology

Beyond pest control, deep summer ploughing is a fundamental tool for improving the physical architecture of the land, particularly in heavy clay or compacted soils.

A. Enhancement of Soil Structure

Continuous shallow tillage often leads to the formation of a **"hard pan"**—a compacted layer just below the surface that restricts root growth. Deep ploughing shatters this pan, which:

- **Improves Pore Space:** It increases the macro-porosity of the soil, allowing for better gaseous exchange (aeration) between the atmosphere and the rhizosphere.
- **Promotes Root Penetration:** With a loosened soil structure, crops can develop deeper root systems, accessing nutrients that were previously out of reach.

5. Moisture Conservation and Water Holding Capacity

One of the most significant benefits in rain-fed agriculture is the "sponge effect" created by deep summer tillage.

1. **Increased Infiltration:** By increasing the surface roughness and porosity, the soil is prepared to absorb the very first showers of the monsoon. Instead of the water running off the surface (causing erosion), it percolates deep into the profile.
2. **Reduced Evaporation:** While it seems counterintuitive to open the soil, the large clods created by deep ploughing act as a "soil mulch." These clods break the capillary action that usually pulls water from the deep subsoil to the surface where it would evaporate.
3. **Water Holding Capacity (WHC):** By improving the overall soil volume available for water storage and increasing the organic matter breakdown through better aeration, the soil's ability to retain moisture for longer durations during dry spells is significantly enhanced.

Literature Citied

Acharya N.G. Ranga Agricultural University (ANGRAU). (2025). *Package of Practices for Kharif and Rabi Crops*. Guntur, Andhra Pradesh.

Directorate of Agriculture, Govt. of AP. (2024). *Technical Bulletin on Soil Health Management for NTR District*. Vijayawada.

Indian Council of Agricultural Research (ICAR). (2023). *Handbook of Integrated Pest Management in Dryland Agriculture*. New Delhi.

Reddy, K. V., & Sharma, P. (2024). "Thermal Solarization via Tillage: A Non-Chemical Approach to Pest Control." *Journal of Sustainable Agriculture India*, Vol. 12(2), pp. 45-58.

Smith, J., et al. (2022). "Global Tillage Trends and Soil Moisture Conservation." *International Journal of Agronomy*, 14(1).

INNOVATIVE AGRICULTURE
www.innovativeagriculture.in
ISSN : 3048 - 989X

Orchard mastery: strategies for optimal planning and design

[1]Priyanka Hugar, [2]Aishwarya A, [3]Chandana B S, [4]Kamala Devappa Gaddennavar, [5]Maheshwari Hugar

[1]Ph.D. Scholar, Department of Fruit Science, College of Horticulture, Bengaluru (University of Horticultural Sciences Bagalkot), Karnataka, India
[2]Ph.D scholar, Department of Fruit Science, College of Horticulture, Bagalkot, (University of Horticultural Sciences Bagalkot), Karnataka, India
[3]Ph. D. Scholar, Department of Fruit Science, College of Horticulture, Bengaluru (University of Horticultural Sciences Bagalkot), Karnataka, India
[4]Ph. D. Scholar, Department of Entomology, College of Horticulture, Bengaluru, (University of Horticultural Sciences Bagalkot), Karnataka, India
[5]Student of MBA in Agriculture Business Management, Indira Gandhi national Open university, New Delhi, India
Corresponding Authors: Priyanka Hugar

Establish an orchard is a long-term capital commitment. Because fruit trees are perennial, any initial errors in planning are often irreversible. Consequently, exhaustive preparation is vital. To achieve the best growth and yields, you must prioritize key factors during the setup phase. This includes choosing a location with the right soil and climate for your fruit crop, designing an effective orchard layout, ensuring proper spacing, and providing diligent care during and after the planting process.

Strategic Location & Site Selection

To select a truly productive and sustainable orchard, you must distinguish between the Location (the broader geographic area region) and the Site (the specific environmental conditions of the plot). To ensure a successful orchard, start by choosing a location within an established fruit belt to gain easy access to government subsidies, expert advice, and specialized equipment. Market proximity is equally vital; staying near transport links reduces shipping costs and prevents the spoilage of perishable fruit. Because orchards are labour-intensive, you must ensure a steady local workforce is available for demanding tasks like pruning and harvesting. Protecting the health of your trees requires avoiding pest and disease "hot spots" to lower crop vulnerability and reduce the need for expensive chemical treatments. Furthermore, maintaining a safe industrial distance keeps your orchard away from factory pollution that can ruin fruit quality. Finally, prioritize natural hazard mitigation by avoiding areas prone to flooding or high winds, ensuring the long-term safety of your investment

Soil and Climate:

Selecting the ideal location for a fruit orchard begins with a rigorous analysis of the local climate, specifically focusing on temperature fluctuations and "chilling hours." Most temperate fruit trees require a specific cumulative duration of cold temperatures during the winter to break dormancy and produce fruit. Beyond seasonal averages, the microclimate of a specific plot is vital; for instance, avoid "frost pockets" or low-lying areas where cold air settles, as a single late-spring frost can destroy an entire year's blossoms. Wind exposure must also be mitigated, as high-velocity winds can physically damage branches, cause fruit scarring, and prevent pollinating insects like bees from flying effectively. The topography and physical layout of the land play a decisive role in the long-term health of the trees. A gentle slope of approximately 2% to 5% is considered ideal because it facilitates natural air drainage and prevents water from pooling around the root zones. The aspect, or the direction the slope faces, significantly influences the growing season; northern-facing slopes stay cooler longer, which can help prevent trees from blooming too early and being hit by frost, while southern slopes offer more heat and sunlight for faster ripening. Elevation also plays a part, as higher sites often escape the temperature inversions that trap freezing air in valleys.

Soil quality is perhaps the most permanent factor of site selection, as correcting deep-seated soil issues post-planting is incredibly difficult. Fruit trees thrive in deep, well-drained sandy loam or loamy soils that allow roots to penetrate at least 1 to 1.5 meters deep without hitting bedrock or a "hardpan" layer. The soil must have a balanced pH, typically between 6.0 and 7.0, and a water table deep enough to prevent "wet feet," which leads to root rot. Before any trees are purchased, a comprehensive soil test should be conducted to evaluate nutrient levels and organic matter, allowing for necessary amendments while the ground is still clear. Finally, the logistical and infrastructure requirements of the site must align with the operational needs of an orchard. A reliable, high-quality water source is non-negotiable, as fruit development requires consistent irrigation, particularly during the "fruit swell" stage. Furthermore, the site must be accessible for heavy machinery, harvest trucks, and labour crews. Proximity to markets or processing facilities is a critical economic factor, as it reduces the time fruit spends in transit, thereby minimizing bruising and spoilage. A site that balances these biological needs with practical business accessibility will ensure the orchard remains productive for its 30- to 50-year lifespan.

Planning:

Planning an orchard is a multi-layered process that transitions from environmental analysis to the physical engineering of the land. Once you have secured a site with the right soil and climate, the first phase of planning involves a comprehensive site map. This map should detail existing topography, wind patterns, and water sources to determine the most efficient layout. During this stage, you must decide on the row orientation; in most regions, rows are planted in a North-South direction to ensure that both sides of the tree canopy receive equal sunlight throughout the day. If your land has a significant slope, however, rows must follow the contours of the hill to prevent soil erosion and allow for the safe operation of machinery.

The second phase centres on "varietal selection" and "rootstock compatibility." You cannot simply choose a fruit based on taste; you must ensure the variety is compatible with your local chilling hours, disease pressures and market demand. Most modern orchards utilize specific rootstocks the underground portion of the tree to control the size of the canopy (dwarfing, semi-dwarfing, or standard) and to provide resistance to soil-borne pests. At this point, you must also plan for pollination. Many fruit trees are self-sterile, meaning you need to interplant "pollinizer" varieties that bloom at the same time to ensure the bees can move pollen effectively between different genetic lines, leading to a successful fruit set.

The third phase is the design of the planting system and spacing, which dictates the future yield and labour costs of the orchard. You must choose between traditional low-density plantings, where trees are spaced far apart to grow large, or modern high-density systems, like "Tall Spindle" or "Trellis" systems, which use wires to support smaller trees planted closely together. High-density systems require a higher initial investment in posts and wires but typically offer much faster returns on investment and easier harvesting. During this phase, effective orchard planning involves organizing the land and infrastructure to support long-term growth. Typically, 10% of the total area is reserved for non-planting needs, such as a central farm building, storage houses, and packing facilities. A watch-hut should be positioned at the entrance for security, while 10–15 ft wide roads should intersect at right angles to allow machinery and carts easy access to every corner of the property. To protect delicate trees from animals, permanent fencing using 8–10 ft iron poles and barbed wire or live thorny plants like Karonda is essential. Additionally, planting windbreaks is a critical defensive strategy. By planting two rows of tall, hardy trees such as Jamun or Neem (usually 5 meters apart on the north-western side), you create a protected "leeward" environment. These barriers reduce wind velocity, maintain a favourable micro-climate, prevent flower and fruit drop, and shield the orchard from harsh cold waves. The layout must include an efficient irrigation system typically drip irrigation to ensure water is delivered directly to the root zone with minimal waste. The design should also incorporate "alleyways" between rows that are wide enough for tractors and harvest bins to pass through comfortably.

The final phase of planning involves "site preparation," which should begin at least one full year before the trees arrive. This includes clearing existing vegetation, leveling the ground if necessary, and ripping the soil to break up any hardpans that might stunt root growth. This is also the window for "pre-plant clicking," where you apply bulk lime or organic matter based on your previous soil tests to adjust the pH and nutrient levels deep into the profile. By the time the saplings are delivered in late winter or early spring or in start of the monsoon, the

infrastructure including deer fencing, irrigation mains, and support posts should already be in place so that the trees can be planted into a stress-free environment, giving them the best possible start for their multi-decade lifespan.

Layout of the orchard:

The spatial arrangement of an orchard, or its layout, is a critical horticultural strategy designed to optimize the planting density (trees per hectare) while simultaneously ensuring sufficient allometric development of individual specimens. A successful layout must harmonize the physiological needs of the trees such as light interception and root space—with the pragmatic requirements of cultural management, including irrigation, pest control, and harvesting operations.

These systematic configurations are primarily categorized into two distinct architectural patterns based on their row alignment. The Vertical Row Planting Pattern follows a rectilinear geometry, as seen in square or rectangular systems. In this configuration, each plant is positioned such that it remains exactly perpendicular to the corresponding individuals in adjacent rows. This creates a uniform grid that facilitates bidirectional movement but may result in underutilized interstitial spaces. In contrast, the Alternate Row Planting Pattern which encompasses hexagonal, quincunx, and triangular systems employs a staggered arrangement. Here, the plants in even-numbered rows are situated at the midpoints between those in odd-numbered rows. This staggered distribution often enhances ground cover efficiency and can increase the photosynthetic surface area available to the canopy compared to vertical systems.

The most prevalent systems implemented in contemporary horticultural practices include the Square, Rectangular, Quincunx, Hexagonal, and Contour layouts. For standardized orcharding, the square system remains the most conventional and frequently adopted arrangement due to its geometric simplicity. To further optimize biological yield and land use, High-Density Planting (HDP) strategies may be employed. These intensive systems typically adopt either a Single Hedge Row System, derived from the rectangular method, or a Double Hedge Row system to maximize the leaf area index and total canopy interception within a defined area.

Square System:

The Square System is widely considered the standard for orchard establishment due to its extreme simplicity and operational efficiency. In this layout, the distance between trees within a row is exactly equal to the distance between the rows themselves, resulting in four adjacent trees forming the corners of a perfect square. This geometric arrangement ensures that all rows are parallel and intersect at right angles, providing a clean, aesthetic, and highly organized orchard structure. Scientifically, the plant population for a given area (A) is determined by the formula $N = A / S^2$, where S represents the spacing. Because of this uniform spacing, the system is favoured for its ease of management, particularly for growers who rely on heavy machinery.

One of the primary advantages of the square system is the facilitation of bidirectional inter-culture. Because the rows are aligned perpendicularly, tractors and cultivation equipment can move through the orchard both lengthwise and crosswise. This makes weed control, soil aeration, and pesticide application significantly more efficient compared to more complex systems. Furthermore, the large central space created between the four trees in the early years of the orchard's life provides an excellent opportunity for "inter-cropping" the planting of short-duration crops like vegetables or legumes which can provide supplementary income before the main fruit trees reach full maturity. Despite its popularity, the square system does have a scientific limitation regarding land-use efficiency. When compared to the hexagonal or triangular systems, the square system leaves the very center of the square unutilized by the root systems and canopies of the primary trees. This results in approximately 15% fewer trees per hectare than a hexagonal arrangement.

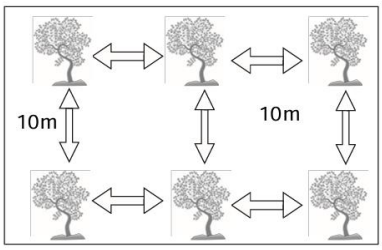

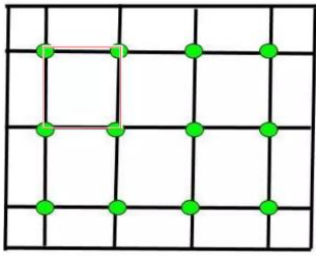

Calculation of number of Plants in square system

The number of plants per hectare is calculated using the following formula:

$$\text{Number of plants} = \frac{\text{Total Area (m2)}}{\text{Row to Row Spacing (m)} \times \text{Plant to plant Spacing (m)}}$$

Since it is a square system, the Row-to-Row spacing (R) and Plant-to-Plant spacing (P) are the same (R = P).

1. Given Data:

- Total Area = 1x hectare = 10,000 m^2
- Spacing (R × P) = 5m × 5m

2. Calculation of Area per Plant:

Area per plant (R × P) = 5 × 5 m = 25 m^2

3. Calculation of Total Plants:

Number of plants = 10,000/25

Number of plants = 400

Result:

In a 5m × 5 m square system, you can plant **400 plants per hectare**.

Fruit Crop	System Type	Spacing (R×P)	Total Plants
Mango (Traditional)	1 Hectare	10m × 10m	100
Mango (Amrapali/HD)	1 Hectare	5m × 5m	400
Citrus (Orange/Lime)	1 Hectare	6m × 6m	277
Pomegranate	1 Hectare	5m × 5m	400
Papaya	1 Hectare	2m × 2m	2,500

Rectangular System:

The rectangular planting system is a modification of the square method, designed primarily to facilitate easier movement and better resource management within a field or orchard. In this layout, the distance between plants within a single row is kept shorter than the distance between the rows themselves, creating a series of rectangular plots rather than equal-sided squares. This intentional gap between rows, often called an "alleyway," is highly advantageous for modern agriculture as it provides ample space for tractors, sprayers, and harvesting machinery to pass through without damaging the crop in one direction. By aligning plants in straight, perpendicular lines, the system ensures a systematic use of the land while allowing for better sunlight penetration and air circulation between the rows, which can significantly reduce the risk of fungal diseases

This system is primarily favoured for its high compatibility with **mechanized farming**. By creating wide, unobstructed alleyways, it allows tractors, harvesters, and sprayers to move freely without damaging the canopy. Furthermore, the increased space between rows facilitates **intercropping** during the orchard's early years and, when rows are oriented North-South, optimizes **sunlight interception** for more uniform fruit ripening. However, the system does come with notable trade-offs regarding efficiency and plant physiology. Because the layout is not equidistant, it results in **lower land utilization** compared to the hexagonal system, which can accommodate roughly 15% more trees in the same area. The unequal spacing also means that root systems do not have a uniform volume of soil for exploration, often leading to **asymmetric root growth** and increased competition between plants within the same row. While it simplifies one-way mechanical operations, it lacks the versatility of the square system, which permits cross-cultural operations in two perpendicular directions.

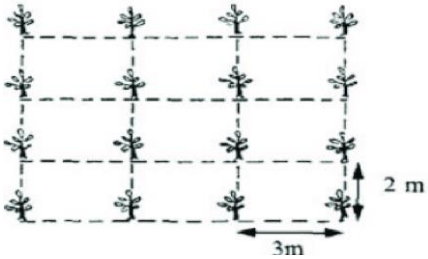

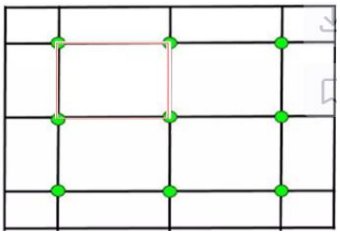

Calculation of number of Plants in rectangular system

The given data:

- Total Area: 1 Hectare (which is 10,000 square meters).
- Row-to-Row Distance (R): 5 m.
- Plant-to-Plant Distance (P): 4 m.

Formula:

$$\text{Number of plants} = \frac{\text{Total Area (m2)}}{\text{Row to Row Spacing (m)} \times \text{Plant to plant Spacing (m)}}$$

1. **Calculate the area per plant:**

(R×P) = 5m × 4m = 20 square meters per plant

2. **Divide the total area by the area per plant:** 10,000/20 = 500 plants

Crop Type	Land Area	Spacing (R×P)	Total Plants
Citrus	1 Hectare	6m × 4m	416
Guava	1 Hectare	5m × 3m	666
Banana	1 Hectare	2m × 1.5m	3,333
Banana	1 Hectare	1.8m × 1.5m	3,703
Grapes (Arbor)	1 Hectare	3m × 2m	1,666

Triangular system:

The triangular system of planting, commonly referred to as the alternate or staggered system, is a layout where plants in alternate rows are offset by exactly half the distance between the plants within a row. This specific arrangement results in the formation of a series of isosceles triangles, where at least two sides are equal, rather than the three equal sides found in an equilateral triangle. This geometry occurs because the distance established between the rows is either the same as or greater than the distance between the individual plants in a row. While this method is notably easier to lay out in the field than the more complex hexagonal pattern, it is less efficient in terms of space utilization for high-density needs. Specifically, the triangular system results in 11% fewer plants compared to an equivalent square or rectangular system covering the same area. Because the plants are not aligned in a grid, this system is often chosen for sloping land to help prevent soil erosion or in orchards where maximizing the distance between individual tree canopies is a priority over total plant count.

The distance between any two adjacent trees in a row is equal to the perpendicular distance between any two adjacent rows. However, the vertical distance, between immediate two trees in the adjacent rows, is equal to the product of (1.118 x distance between two trees in a row). When compared to square system, each tree occupies more area and hence it accommodates few trees per hectare than the square system. In this specific version, the horizontal distance (P) and the vertical distance (R) between rows are equal, but the diagonal distance between a tree and its nearest neighbour in the next row is longer (1.118 ×P).

The Geometric Logic

- **Horizontal Spacing (P):** The distance between two trees in a row.
- **Vertical Spacing (R):** The perpendicular distance between two rows. In your description, **R = P**.
- **Area per Tree:** Because of the offset, each tree effectively occupies a larger, non-square "territory." As you noted, this system is around **11% less dense** than a square system.

The factor of 1.118 essentially acts as a density divider. When comparing the two systems:
Plant Population (Isosceles) = Plant Population/1.118

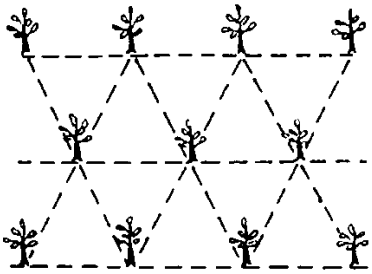

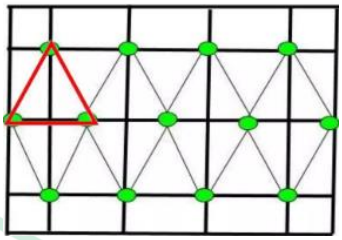

Calculation of number of Plants in triangular system

Let's use 1 Hectare (10,000m^2) with a spacing (R and P) of 5 meters.

Step A: Square System Calculation

1. Area per plant: 5m × 5m = 25m^2
2. Total Plants: 10,000/25 = 400 plants

Step B: Isosceles System Calculation

1. Calculation: 400 / 1.118 = 357.78
2. Total: 358 plants (rounded)

3. Exact Reduction Analysis

- Square System: 400 plants
- Isosceles System: 358 plants
- Total Reduction: 42 plants
- Percentage Decrease: Approximately 10.5%

Spacing (S)	Square System Count	Isosceles (1.118 Factor)	Exact Reduction (Plants)
3m	1,111	994	117
5m	400	358	42
7m	204	182	22
10m	100	89	11

Quincunx system:

The Quincunx system of planting, often referred to as the Diagonal system, is a highly efficient method for establishing fruit orchards where land use is maximized during the early years of a crop's life. This system starts with a basic square layout where four permanent "primary" fruit trees (such as mango or citrus) are planted at the corners. To utilize the empty space in the middle of these squares, a fifth "filler" tree is planted at the centre point where the diagonals intersect. These filler crops are typically fast-growing, short-lived species like papaya, banana, or guava that reach maturity quickly and provide a source of income while the primary trees are still small and non-productive.

While the system can nearly double the plant population compared to the standard square method, it requires careful management. Because the density is so high, the orchard can become overcrowded once the primary trees

reach their full canopy size. This competition for sunlight and soil nutrients means that the filler trees must be removed or "sacrificed" after about 4 to 6 years to ensure the long-term health of the main crop. Additionally, the presence of the centre tree makes cross-cultural operations, such as mechanical weeding or tractor-mounted spraying, more complex than in simpler row-based layouts

To calculate the plant population in a Quincunx system, you essentially perform a two-step calculation: first for the primary (permanent) trees and then for the filler trees. The primary trees follow a standard square layout, while the filler trees occupy the centre of every four-tree square. Because the filler trees are placed in the "gaps" between the rows and columns of the primary trees, there is always one fewer filler tree per row and per column than there are primary trees.

Calculation of number of Plants in quincunx system

To find the total number of plants (Nt), use the following steps:

1. **Calculate primary plants (Np):**

$$Np = \frac{\text{Total Area (m2)}}{\text{Row to Row Spacing (m)} \times \text{Plant to plant Spacing (m)}}$$

Calculate filler plants (Nf): If L is the length of the field and W is the width, and S is the spacing:

- Number of primary trees in a row (n) = (L)(S) + 1
- Number of primary rows (m) = (W)(S) + 1
- Nf = (n - 1) × (m - 1)

2. **Total Population:**

   Nt = Np + Nf

In a 1-hectare (10,000 m²) field with a spacing of 10m x 10m for Mango trees.

- Primary Trees: 10,000 /10 × 10 = 100 trees
- Filler Trees: Since a 100m x 100m field has 10 rows and 10 trees per row:
  (10 - 1) × (10 - 1) = 9 × 9 = 81 trees
  Total: 100 + 81 = 181

As a rule of thumb, the Quincunx system increases the total plant population by roughly 80% to 100% compared to the square system, depending on the dimensions of the field.

Spacing (m)	Primary Trees (Np)	Filler Trees (Nf)	Total Population	% Increase
10m x 10m	100	81	181	81%
8m x 8m	156	132	288	84.6%
5m x 5m	400	361	761	90.2%
3m x 3m	1,111	1,056	2,167	95%

Hexagonal system:

The hexagonal system of planting, also known as the equilateral triangle system, is a high-density layout designed to maximize the use of available land by placing plants at the corners of equilateral triangles. In this arrangement, each plant is surrounded by six others, which together form a hexagon with a seventh plant positioned at the very center. While this pattern is significantly more complex to lay out in the field than simpler square or rectangular methods, it is the most space-efficient system available, allowing for approximately 15% more plants in the same area compared to a square grid. This efficiency stems from the fact that every plant is allocated an equal amount of space for both root expansion and canopy growth in all directions, reducing wasted gaps between rows.

In terms of field execution, the hexagonal system shares a foundational logic with the triangular system, as both utilize a pattern where plants in alternate rows are offset by half the space between plants in a row. However, the hexagonal method specifically requires the distance between rows to be calculated at a ratio of 0.866 the plant-to-plant distance to maintain equilateral symmetry, whereas a general triangular system might use a row distance

that is the same or more than the in-row distance to form isosceles triangles. Although this system is ideal for high-value orchards on fertile or hilly land due to its superior soil coverage, it can make mechanical cultivation more difficult because equipment must navigate the field at 60° angles. Despite the increased difficulty in setup compared to the isosceles triangular pattern, the hexagonal system remains a top choice for farmers aiming for the absolute maximum plant population per hectare.

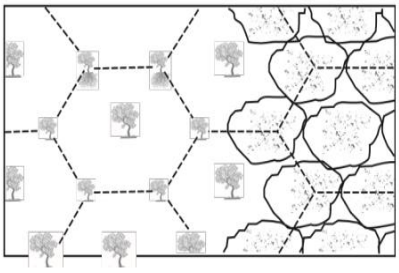

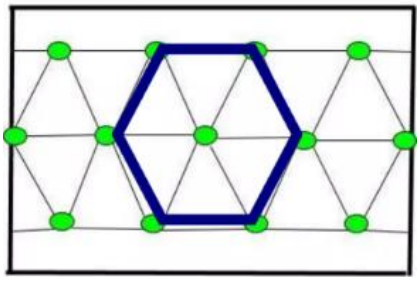

Calculation of number of Plants in hexagonal system

The Formula

$$\text{Number of Plants} = \frac{\text{Total Area (m2)}}{\text{Row to Row Spacing (m)} \times \text{Plant to plant Spacing} \times 0.866}$$

Hexagonal System (Modified)

- Spacing (S): 10m
- Plant-to-plant Distance: 10
- Plant-to-plant Distance: 10 × 0.866
- Number of Plants $= \frac{10000\ (m2)}{10\ (m) \times 10 \times 0.866}$
- Calculation: 10,000 / 86.6 = 115.47
- Total: 115 plants

The result: By simply offsetting the rows into a triangular pattern, you gained **15 extra trees** on the same hectare of land.

Crop	Spacing (S)	Square System	Hexagonal System	Extra Plants Gained
Citrus	6m	277	320	+43
Guava	5m	400	462	+62
Papaya	2m	2,500	2,887	+387

The Contour System

In mountainous regions, the contour system is the preferred method for establishing orchards on undulating terrain. This technique involves aligning plants along natural contour lines across the slope to mitigate the risks of high-velocity runoff and soil degradation. By strategically grading these contour paths, the velocity of irrigation water is reduced, facilitating deeper soil moisture infiltration while simultaneously preventing topsoil erosion. Consequently, this system transforms otherwise difficult slopes into viable environments for perennial fruit and plantation crops. Contour farming is a scientifically-backed land management strategy designed to mitigate the destructive forces of water erosion on sloped agricultural terrain. By aligning crop rows, tilling, and planting along lines of consistent elevation rather than across them, the system creates a series of horizontal physical barriers that significantly reduce the velocity of surface runoff. This hydraulic resistance prevents water from gaining the kinetic energy necessary to strip away nutrient-rich topsoil, effectively transitioning the field from a drainage plane into a series of micro-reservoirs. This process not only preserves the physical integrity of the land but also optimizes "effective rainfall" by allowing water more time to infiltrate the soil profile, which recharges groundwater levels and ensures a more consistent moisture supply for crops during dry spells.

From a logistical perspective, the efficacy of the contour system depends heavily on precision topography; if the rows are not perfectly level, water may channel toward low points, potentially causing more severe gully erosion than traditional methods. To prevent this, farmers often use tools ranging from simple A-frames to advanced GPS-guided tractors to map the curves of the hillside. On steeper inclines, the practice is frequently augmented by "strip cropping" the alternation of heavy-feeding crops with dense sod or legumes—which further stabilizes the soil structure. Ultimately, the scientific consensus identifies contouring as one of the most cost-effective methods for sustainable intensification, as it simultaneously protects the environment and boosts long-term yields by retaining essential soil organic matter and fertilizers that would otherwise be lost to runoff.

Unlike conventional geometric layouts, planting distances within contour systems often lack uniformity due to topographical variations. In the tea plantations of South India, specific configurations such as single or double hedge systems are utilized. Notably, the double hedge contour system enhances land-use efficiency, accommodating a plant population approximately 22% greater than that of the single hedge method.

$$\text{Plant Population} = \frac{\text{No of Hedges } \times \text{Unit Area}}{\text{Distance between the plants } (a + b)}$$

Where **a** is distance between hedges and **b** is vertical distance between row

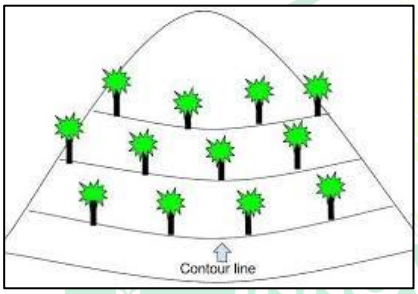

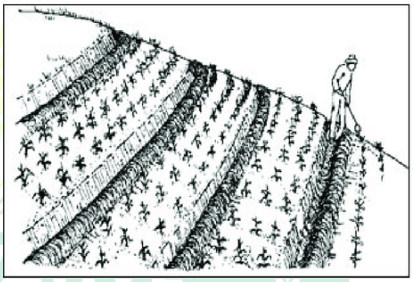

The Terrace System

The Terrace System is an advanced soil and water conservation method that physically reshapes a steep slope into a series of level or nearly level "steps." Scientifically, the primary function of a terrace is to intercept the downhill flow of water, breaking a single long, high-velocity slope into several shorter, low-velocity segments. By reducing the distance water can travel unimpeded, the system prevents surface runoff from gaining the kinetic energy required to detach and transport soil particles. This transformation of the landscape effectively mitigates the risk of deep gully erosion and protects the nutrient-rich "A horizon" of the soil profile. From a hydrological perspective, terraces act as a sequence of catchment basins. In arid or semi-arid regions, level terraces are designed to retain 100% of the rainfall, forcing it to infiltrate the soil and recharge groundwater. In high-rainfall or tropical areas, graded terraces are engineered with a slight longitudinal pitch (often between 0.1% and 0.5%) to safely guide excess water toward a stabilized outlet, such as a grassed waterway. This prevents the "overtopping" of soil banks and reduces the risk of slope saturation, which can lead to localized landslides on vulnerable hillsides.

The implementation of a terrace system is categorized by the steepness of the terrain and the intended land use. Bench terraces are the most intensive, creating flat platforms on very steep inclines (up to 20% to 30%), while broad-base terraces are wider and more subtle, designed to allow modern farm machinery to pass over them. While the initial "cut and fill" engineering of these systems requires significant labor and investment, the scientific consensus is that terracing is the most effective long-term solution for converting marginal, steep lands into productive, sustainable agricultural zones.

Single hedge row system:

The Single Hedge Row System is a high-density planting method primarily utilized in modern fruit cultivation, such as for apples, citrus, and grapes, to maximize light interception and facilitate mechanization. In this system, trees are planted closely together within a single row, but a wide space is maintained between the rows to allow for the passage of tractors, sprayers, and harvesting equipment. Scientifically, this layout is designed to create a continuous "wall" of foliage (the hedge), which optimizes the Leaf Area Index (LAI) and ensures that a higher percentage of the canopy receives direct solar radiation compared to traditional wide-spaced orchards. By aligning

these rows in a North-South direction, growers can minimize internal shading, which is critical for uniform fruit coloring and sugar accumulation (°Brix).

From a physiological perspective, the close intra-row spacing (often ranging from 1 to 3 meters) creates a competitive environment that naturally dwarfs the trees, often supplemented by the use of dwarfing rootstocks. This containment of vegetative growth shifts the plant's energy toward reproductive growth (fruit production), leading to higher yields per unit area during the early years of the orchard's life. However, because the canopy is so dense along the row, precise pruning and training—such as the "Spindle" or "Vertical Axis" techniques—are mandatory to prevent the interior of the hedge from becoming unproductive due to lack of light. While it offers superior efficiency for pest control and harvesting, the high initial cost of planting material and the requirement for trellis support systems are significant considerations for commercial growers.

Double hedge row system:

The Double Hedgerow System is an ultra-high-density planting configuration that arranges fruit crops into staggered "twin rows" separated by wide maintenance alleys. By utilizing a zigzag or triangular pattern, the system maximizes the Leaf Area Index (LAI) and solar radiation capture, enabling orchards to reach full commercial production within just two to three years. This rapid canopy closure improves Water Use Efficiency (WUE) by shading the soil to reduce evaporation while simultaneously suppressing weed growth through natural competition. In specialized crops like pineapple, this layout supports massive populations up to 65,000 plants per hectare—and provides mutual physical support that prevents fruit "lodging" (falling over) and sunburn. However, the high density creates a challenging microclimate; the interior of the "double wall" can become a low-light "dead zone" prone to high humidity and fungal pressure. To counteract this, the system requires high technical expertise, including precision mechanical pruning and automated fertigation. When managed correctly, it optimizes Nutrient Use Efficiency (NUE) and ensures uniform flowering by allowing for highly consistent application of fertilizers and induction agents across the concentrated root zones.

To calculate the plant population in a Double Hedge Row System for pineapples, you must account for three specific distances: the distance between plants within a row, the distance between the two rows in a "pair," and the width of the alleyway (path) between each pair.

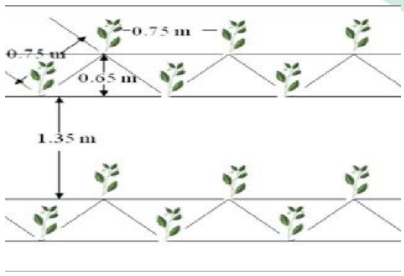

The Formula

The calculation is based on the area occupied by one "unit" of the double row.

$$\text{Number of Plants} = \frac{\text{Area of Land (m2)}}{(\mathbf{A} + \mathbf{B}) \times \mathbf{2}}$$

- **Inter-pair Distance (A):** The width of the alley/pathway.
- **Intra-pair Distance (B):** The distance between the two rows in the hedge.
- **Plant Spacing (C):** The distance between individual plants within the row.

Using standard scientific spacing for a high-density pineapple plantation:

- **Plant Spacing (C):** 0.25 m (25 cm)
- **Intra-pair Distance (B):** 0.60 m (60 cm)
- **Inter-pair Distance (A):** 0.90 m (90 cm)

1. Calculate the area of one "planting unit"

The width of one unit is (0.60 m + 0.90 m) = 1.5 m.

Since there are two rows in this unit, we multiply the width by the plant spacing:

1.5 m × 0.25m = 0.375 m^2 per pair of plants

2. Divide the total area (10,000 m^2) by the unit area:

(10,000)(0.375) = 26,666.6

3. Multiply by 2 (because each unit contains 2 plants):

26,666.6 × 2= 53,333 plants per hectare

Spacing Type	Intra-row (m)	Between Rows (m)	Alley Width (m)	Plants/Hectare
Standard	0.30	0.60	0.90	44,444
High Density	0.25	0.60	0.90	53,333
Ultra-High Density	0.25	0.45	0.80	64,000

Recent advance:

Over the past ten years, orchard designs have evolved from conventional low-density square or rectangular setups to advanced high-density planting (HDP), super-high-density (SHD), and hedgerow systems. These modern approaches prioritize maximum light capture and early returns per hectare. They pair dwarf or semi-dwarf rootstocks with growth regulators and targeted training methods like tall spindle, vertical axis, or planar trellis to align canopy shapes with tight row spacings and narrow pathways. Recent trends also favor ultra-narrow double- or multi-hedgerow layouts in crops such as apple, mango, citrus, grape, and pineapple. Plant densities here often surpass 5,000–20,000 per hectare, relying on fertigation, drip systems, and mechanized alleys for support.

Meanwhile, tools like GPS/GNSS for precise planting, robotic in-row navigation, and "digital twin" models are now standard in the design phase. They fine-tune row directions, traffic paths, and service zones to enable autonomous farming and data-informed decisions. Growers increasingly turn to decision-support models and crop simulations to test spacing options upfront. This ensures layouts optimize biology, equipment access, and profitability tailored to local soils and climates. Overall, these shifts turn orchard planning into a flexible, tech-driven strategy for high-intensity, sustainable fruit growing.

Conclusion:

Orchard establishment is a major, irreversible investment where success rests on wise site, layout, and planting choices upfront. Smart designs integrate soil, climate, slope, water, spacing, varieties, rootstocks, windbreaks, roads, fencing, and irrigation to optimize light, air, and roots for each tree. Traditional square, rectangular, hexagonal, or contour systems fit large trees, intercropping, and low costs. High-density and hedgerow (single/double) layouts suit early high yields and mechanization. Advances in canopy management, fertigation, and digital tools reinforce biology-driven, engineering-smart plans. Matching layout to crop, site, and tech boosts productivity, quality, and long-term profits per hectare.

INNOVATIVE AGRICULTURE
www.innovativeagriculture.in
ISSN : 3048 - 989X

INNOVATION IN MICRO-IRRIGATION TO ADDRESS WATER SCARCITY AND THEIR BENEFITS FOR SMALL AND MARGINAL FARMERS

Kavipriya M[1], A P SriVidhya, J Paul Mansingh

[1]UG Student, [2]PhD Scholar and [3]Professor
Department of Agricultural Extension & Economics,
VIT School of Agricultural Innovations and Advanced Learning (VAIAL),
Vellore Institute of Technology, Tamil Nadu, India.
Corresponding Author: J Paul Mansingh

INTRODUCTION

Water plays a very important role in agriculture because crop growth and yield depend mainly on availability of water. At present, agriculture is facing a serious water storage due to factors like climate change, irregular rainfall and declining groundwater levels. In countries like India, most farmers depend on monsoon rainfall which is not reliable every year. population growth and overuse of water resource have increased pressure on available water. Agriculture alone uses about 70–80% of available freshwater, so it is necessary to use water carefully. Small and marginal farmers are more affected because they have less land and fewer resource. In this situation, micro-irrigation systems such as drip and sprinkler irrigation are very useful. This method provide water directly to the crop root zone and reducing storage. Modern innovations like subsurface drip irrigation, solar-powered systems, IoT-based sensors, and AI-based irrigation scheduling have further improved water-use efficiency and reduce labour. These innovation help farmers to increase yield and income while saving water. The benefits of micro irrigation are illustrated in Figure 1.

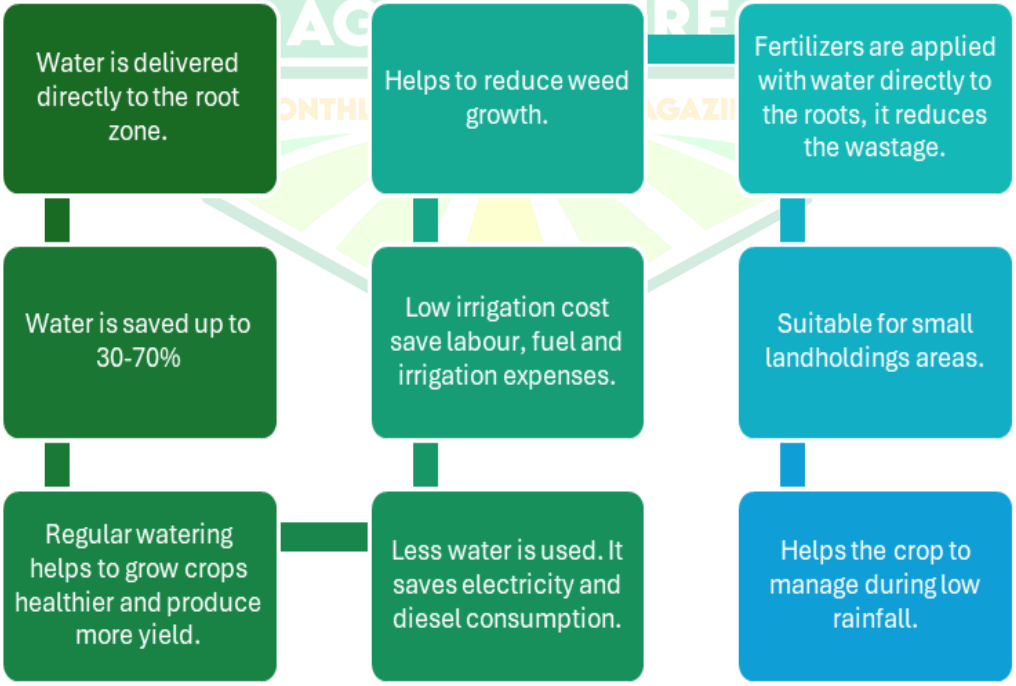

WATER SCARCITY CONDITION

Water scarcity means the poor storage or unavailability of required quantity of water for the purpose of crop production. This mainly happen due to poor rainfall or failure of monsoons. When crops do not get enough water, they face stress, which affect growth and yield.

Management practices Under Water Scarcity:

1) Assessment of resource potential:
   - Evaluate available surface and groundwater
   - Plan irrigation based on water availability
2) Farmer's Attitude:
   - Water should be treated as an economic input
   - Conservation is farmer's responsibility
3) Improvement in Conveyance Efficiency:
   - 30–40% water lost in conveyance
   - Lining of canals reduces losses
   - Use of pipes instead of open channels
4) Conjunctive Use of Water Integration of rainfall, canal water and well water:
   - Optimum use of different water sources
5) Irrigation at Critical Crop Stages:
   - Provide water only at sensitive stages
   - Saves water without major yield loss

PRADHAN MANTRI KRISHI SINCHAYEE YOJANA (PMKSY)

The PMKSY scheme in Tamil Nadu aims to improve water use efficiency in agriculture. It promotes micro-irrigation under the concept of 'Per Drop More Crop'. In Tamil Nadu, small and marginal farmers can get up to 100% subsidy, while other farmers get around 75% subsidy. This scheme also supports facilities like borewells, pump sets, and pipelines. During the 2015-16 financial year, it functioned as a Centrally Sponsored Scheme, maintaining the existing cost norms and assistance patterns previously established under OFWM. However, starting in the 2016-17 financial year, a new structural funding model was implemented, fixing the financial contribution between the Central Government and State Governments at a 60:40 ratio, respectively.

MICRO IRRIGATION: CURRENT STATUS

As per the latest available data (2022–23) from the PMKSY website, the area coverage under micro irrigation is illustrated in (Figure 2 and 3).

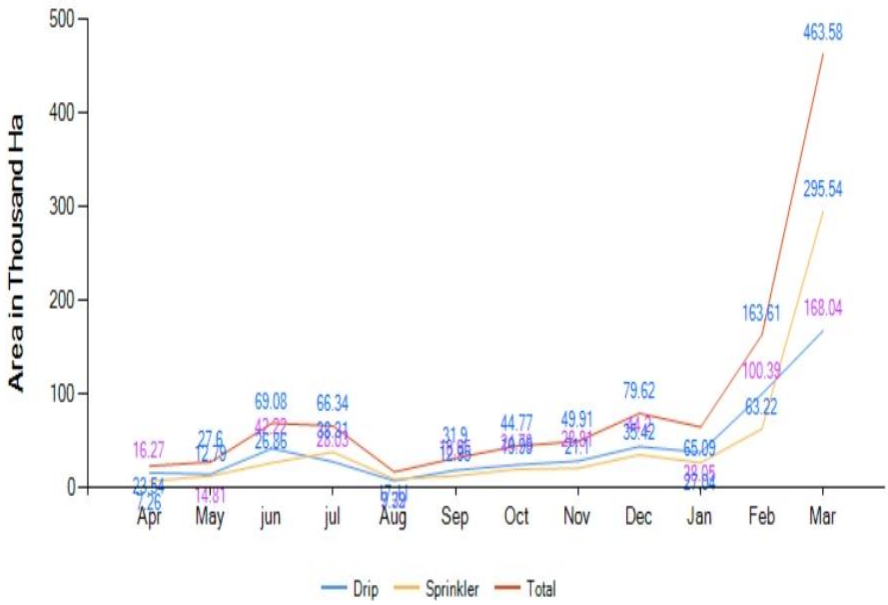

Figure 2. Micro-Irrigation area coverage (2022-2023)

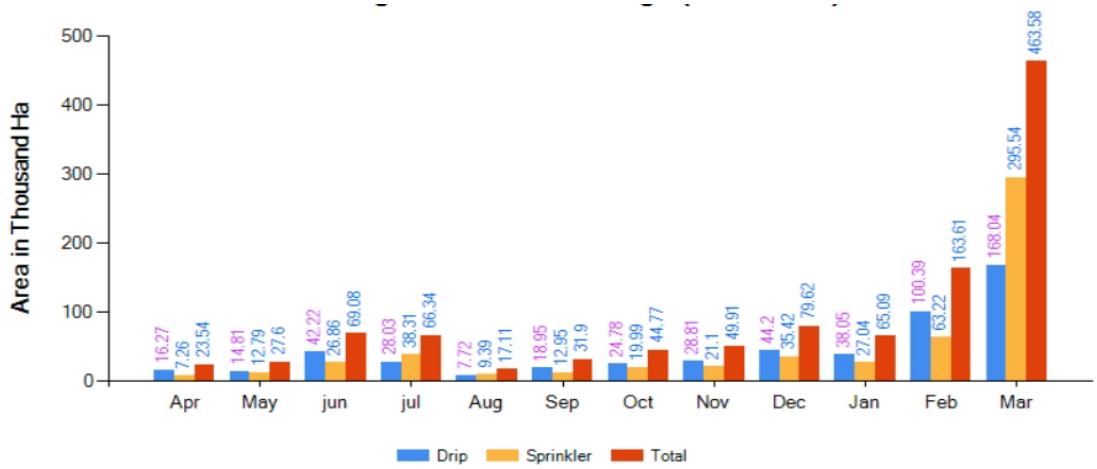

Figure 3. Micro-Irrigation area coverage (2022-2023)

INNOVATION TECHNOLOGY IN MICRO IRRIGATION

Solar Powered Micro-Irrigation System:

This system uses solar energy to operate micro-irrigation. Solar panel convert sunlight into electricity which is stored in batteries and used to run a pump. Water is pumped from borewell to a tank and then supplied to crops through drip or sprinkler system. It is useful in villages where electricity is not regular. This system depends on sunlight, waterflow and pressure. Solar panel should be placed properly to get maximum sunlight. It reduces the use of diesel and electricity, save money and ecofriendly. The initial cost is high government support make it affordable.

Sub surface drip irrigation:

In this method, drip pipes are placed below the soil 10-40 cm deep to supply water directly to plant roots. It helps to save water and reduce weed growth by keeping the topsoil dry. This method is good for row crops, horticultural crops and high value crops especially in dry areas. It reduces disease and improves yield and quality. It needs proper maintenance to avoid clogging.

IoT-Based Smart Sensors and AI in Micro-Irrigation:

Modern irrigation system uses sensors to check soil moisture, temperature, and humidity. Water is supplied automatically based on crop needs. AI help to decide when and how much water to supply by using weather and field data. These systems help to save water and increase crop yield. It is helpful for small and marginal farmers.

CHALLENGES

- Set up a micro-irrigation system is high cost for small and marginal farmers even with subsidies.
- Many farmers are not aware of its benefits. Awareness programs and field demonstration can be helpful.
- Regular cleaning and basic care are needed to avoid the maintenance issue.

CONCLUSION

Micro-irrigation is a solution to address water shortage in agriculture. It helps to save water, improve crop yield and increase farmers income. New innovations like solar-powered, sub-surface drip irrigation, IOT-based smart sensors and AI in Micro-irrigation is useful. The initial cost may be high but long term benefits is more. With government support and awareness. Micro-irrigation plays a vital role in sustainable agriculture.

REFERENCE

Megh R. Goyal, Sustainable Practice in Surface and Sub-surface Micro-Irrigation
GOI, Ministry of Agriculture, PMKSY website (LINK https://pmksy.gov.in/.)
Arjuna Srinidhi, Micro-irrigation for Small & Marginal Farmers
B. Chandrasekaran, K. Annadurai, E. Somasundaram, A Text book of Agronomy
M.L. Narasaiah, Agriculture and Water Management

INNOVATIVE AGRICULTURE
www.innovativeagriculture.in
ISSN : 3048 - 989X

Agricultural Meteorology in India: Missed Opportunity or Institutional Inertia?

Surender Singh[1] and V Uma Maheswara Rao[2]

[1]Former Professor/Principal Scientist, Agricultural Meteorology
CCS Haryana Agril University, Hisar-125 004, India
[2]Former Project Coordinator, AICRP on Agricultural Meteorology
ICAR-CRIDA, Hyderabad-500 059, India
Corresponding Author: Surender Singh

The early decades of the twentieth century in India unfolded under the shadow of deep agrarian distress and recurring human tragedy. Successive famines ravaged vast regions, leaving behind a trail of hunger, despair, and demographic decline. Malnutrition became widespread, weakening populations and accelerating the spread of communicable diseases. Livestock, the backbone of rural livelihoods, perished in alarming numbers, compounding the crisis. The cumulative impact was not merely humanitarian but profoundly economic, destabilizing the very foundation of rural society.

It became increasingly evident that the prevailing reactive responses to food shortages were grossly inadequate. A more systematic, anticipatory approach was urgently needed. The intimate dependence of Indian agriculture on the uncertain monsoon further heightened vulnerability. Rainfall variability translated directly into cycles of abundance and scarcity. Recognizing this critical linkage, the colonial administration acknowledged the need for structural reform. In response, the British Government established the Royal Commission on Agriculture (1926), marking a pivotal step toward understanding and addressing India's agrarian challenges.

1.1 The Genesis of the Royal Commission

The Royal Commission on Agriculture (RCA) was tasked with a monumental objective to examine the conditions of agriculture and rural economy in British India and suggest measures for improvement. Chaired by **Lord Linlithgow**, the commission spent two years meticulously documenting the challenges faced by Indian farmers. They realized that while irrigation and soil quality were vital, the primary "unknown variable" dictated the success or failure of every harvest: the weather.

The commission noted that despite the existence of the India Meteorological Department (IMD) since 1875, there was a significant disconnect between atmospheric science and the actual needs of the farmer on the ground. Weather data was largely focused on shipping, aviation, and general storm warnings, leaving the agricultural sector—the backbone of the Indian economy vulnerable to sudden climatic shifts.

1.1.1 The Landmark Recommendation

The most transformative recommendation to emerge from the Commission's 1928 report was the establishment of a specialized Division of Agricultural Meteorology within the India Meteorological Department. The RCA argued that scientific progress in agriculture would remain stunted unless there was a systematic study of the relationship between weather parameters such as rainfall, temperature, humidity, and wind and crop yields.

The commission envisioned a bridge between the meteorologist and the agronomist. They emphasized that simply recording rainfall was not enough; the scientific community needed to understand the **phenological** behavior of crops; how specific weather events at different stages of growth (sowing, flowering, and ripening) influenced the final output.

1.1.2 The Birth and Impact of the Division

Following these recommendations, the Division of Agricultural Meteorology was formally established in 1933 at Pune, under the leadership of **Dr LA Ramdas**, often regarded as the father of agricultural meteorology in India. This marked a paradigm shift from general weather forecasting to '**service-oriented**' meteorology. The division pioneered several critical initiatives that fundamentally changed Indian farming:

- **Crop-Weather Observations**: For the first time, systematic data collection began on how different varieties of wheat, rice, and cotton reacted to micro-climatic changes.
- **Weather Bulletins for Farmers**: The division laid the groundwork for specialized forecasts, which eventually evolved into the Farmers' Weather Bulletins broadcast via radio, providing timely warnings about frosts, heat waves or heavy rains.
- **Pest and Disease Forecasting**: By studying the humidity and temperature thresholds required for the survival of pests like locusts or the spread of fungal blights, the division helped farmers take preemptive action to save their crops.

2.1 Wake-up Call

The mid-1960s represent one of the most precarious chapters in the history of modern India. The consecutive droughts of 1965 and 1966 were not merely meteorological failures; they were national security crises. The failure of the monsoon for two straight years led to a plummeting food grain production, forcing the nation to rely heavily on international aid, most notably the "ship-to-mouth" existence under the United States' PL-480 program. This vulnerability to "Nature's curse" served as a brutal wake-up call for the Indian leadership, highlighting that political sovereignty was inextricably linked to food sovereignty.

2.2 The Formation of the National Commission on Agriculture

In the aftermath of this crisis, and amidst the nascent stages of the Green Revolution, the Government of India recognized the need for a comprehensive structural overhaul of the primary sector. In 1970, the National Commission on Agriculture (NCA) was established under the chairmanship of **Shri Nathu Ram Mirdha**. While the earlier Royal Commission of 1926 had focused on the colonial administration of agriculture, Mirdha Commission was tasked with a much more ambitious goal - achieving self-sufficiency and modernization in an independent India.

The NCA conducted an exhaustive study of the Indian agrarian landscape, eventually producing a massive multi-volume report. A central theme of their findings was that while new high-yielding variety (HYV) seeds and fertilizers were the engines of growth, they were far more sensitive to environmental stresses than traditional crops. To protect these investments, the nation needed a sophisticated understanding of the atmosphere-plant interface.

2.3 Strengthening Research and Education in Agricultural Meteorology

The Commission's most significant contribution to the field of atmospheric science was the formal recognition that agricultural meteorology could no longer be confined to a single central division in Pune. The NCA argued that India's diverse agro-climatic zones ranging from the arid deserts of Rajasthan to the humid tropics of Kerala required localized expertise.

2.3.1 The Commission made a powerful recommendation: India must decentralize and strengthen research and education in agricultural meteorology. To achieve this, they proposed:

- **Mandatory Divisions/Department in SAUs**: Every State Agricultural University (SAU) was urged to establish a dedicated Department of Agricultural Meteorology. This was intended to train a new generation of '**Agrometeorologists**' who could translate complex atmospheric data into practical field advice.
- **ICAR Integration**: The Indian Council of Agricultural Research (ICAR) institutions were tasked with integrating weather-based research into their specific crop science programs.
- **Localized Data**: By moving research to the state level, the commission ensured that data collection and analysis would be specific to the regional micro-climates, soil types, and local cropping patterns.

3.1 The Impact

The implementation of the **Mirdha Commission's recommendations** were supposed to transform agricultural meteorology from a descriptive science into an applied science. A very few progressive State Agricultural Universities *viz*., Punjab Agricultural University, CCS Haryana Agricultural University etc honored the recommendation of NCA by establishing the independent department of Agricultural Meteorology and initiated MSc and PhD programs. The decade following the National Commission on Agriculture's recommendations saw

a surge in the institutionalization of climate science within the Indian farming framework. However, the most pivotal moment for operationalizing this science came in 1983 when the Indian Council of Agricultural Research (ICAR) launched the **All India Coordinated Research Project on Agrometeorology** (AICRPAM).

3.1.1 The Leadership of Professor BV Ramana Rao: The project was initiated during the late stages of the Fourth Plan period, with Professor BV Ramana Rao appointed as the Project Coordinator. Under his dynamic and visionary leadership, the project moved beyond theoretical studies to focus on practical, "on-farm" applications. Professor Rao recognized that for agricultural meteorology to be effective, it had to be standardized across the country's diverse geographies while remaining focused on specific, high-impact research goals.

Professor BV Ramana Rao played a pioneering role in building national capacity in agrometeorology by astutely harnessing advanced training opportunities in the United States and thoughtfully adapting them to Indian realities. Recognizing early the inherently interdisciplinary nature of the field—spanning meteorology, crop science, soil science, and data analytics - he championed a holistic approach to human resource development. Through strategic exposure of Indian scientists to premier institutions in United States, he enabled the assimilation of cutting-edge knowledge and tools. These efforts not only enhanced technical competencies but also seeded a generation of trained professionals capable of translating global scientific advances into locally relevant agrometeorological services for Indian agriculture.

3.1.2 The Eight Thrust Areas of Research: The genius of the AICRP on Agricultural Meteorology under Professor Rao lay in its structured approach. The project identified eight core thrust areas that were deemed essential for the development of operational agricultural meteorology in India:

i) **Agro-climatic Characterization**: Mapping the diverse climates of India to understand the specific potential and risks of different regions.

ii) **Crop-Weather Relationships**: Quantifying how weather variables influence the growth and yield of major crops like rice, wheat, and oilseeds.

iii) **Crop-Weather-Pest/Disease Interactions**: Developing models to predict the onset of infestations based on atmospheric conditions.

iv) **Weather Hazards and Management**: Researching ways to mitigate the impact of extreme events like frost, floods, and heat waves.

v) **Microclimate Modification**: Studying how techniques like mulching or windbreaks can alter the immediate environment of a plant.

vi) **Yield Forecasting**: Using weather data to provide early estimates of national and regional food production.

vii) **Weather-Based Agromet Advisories**: Translating complex data into simple, actionable instructions for the farming community.

viii) **Instrumentation and Standardization**: Ensuring that weather measurements across all research stations were accurate and comparable.

3.1.3 Expansion and Institutional Growth: The results generated by these focused research areas were nothing short of transformative. By demonstrating that weather-based planning could significantly reduce input costs and increase yields, the project gained immense credibility. This success inspired ICAR to take a bold step during the 6th Five-Year Plan.

Seeing the immense value of localized data, the project was expanded to cover all 25 State Agricultural Universities (SAUs) existing in the country at that time. This expansion turned AICRP on Agricultural Meteorology into a truly national network. It ensured that every major ecological zone in India had a dedicated center for agrometeorological research, effectively decentralizing the science and bringing it closer to the farmers who needed it most.

***3.1.4 A Lasting Legacy*:** The foundation laid by Professor Ramana Rao and the initial AICRP on Agricultural Meteorology (AICRPAM) team in 1983 remains the bedrock of India's modern agrometeorological services. The project transitioned the field from an academic curiosity into a vital component of the national agricultural extension system. Today, as India faces the intensifying challenges of climate change and unpredictable monsoons, the "thrust areas" identified decades ago continue to guide the research that keeps the nation's food

security intact. The evolution from a small project to a nationwide university network remains a testament to the power of structured scientific leadership in the face of environmental uncertainty.

The establishment and subsequent growth of the All India Coordinated Research Project on Agricultural Meteorology (AICRPAM) served as the vital "lifeline" for the discipline in India. While earlier initiatives laid the groundwork, it was the institutionalization of this project that provided the sustained funding, standardized methodology, and national connectivity required to move the science from isolated experiments to a cohesive national strategy.

4.1 The Central Role of CRIDA

At the heart of this transformation is the Coordinating Unit located at the ICAR-Central Research Institute for Dryland Agriculture (CRIDA) in Hyderabad. Under the aegis of ICAR, CRIDA became the nerve center for agrometeorological innovations. Its strategic location in a semi-arid region was particularly symbolic, as it focused research on the most weather-vulnerable sectors of Indian farming - the rainfed areas that constitute a massive portion of the country's geography.

Under the guidance of visionary scientists and the coordinating unit's rigorous oversight, CRIDA transcended national boundaries to attain global recognition. It is now celebrated as one of the pioneering research units in agricultural meteorology worldwide. This international prestige is built on several pillars:

- **Agromet Advisory Services**: CRIDA played a lead role in developing the "Impact-Based Forecast" models that are now studied by international meteorological organizations.
- **Climate Resilience**: The unit's work on the National Innovations in Climate Resilient Agriculture (NICRA) project has become a global benchmark for how developing nations can adapt to global warming.
- **Data Synthesis**: By managing a network that spans diverse agro-climatic zones, the unit produces some of the most comprehensive datasets on crop-weather interactions in the tropics.

Today, the Coordinating Unit at CRIDA stands not just as a domestic regulator, but as a global beacon of excellence. It demonstrates how a dedicated focus on "operational" science—turning complex atmospheric data into a farmer's survival tool - can elevate a national program to a world-class institution. The synergy between the India Meteorological Department (IMD) and the AICRPAM network in the early 1990s marked the transition of agrometeorology from a laboratory science to a frontline public service. This period saw the birth of modern Agrometeorological Advisory Services (AAS), a system that leveraged the robust, location-specific research generated by the AICRPAM scientists to provide real-time guidance to the Indian farmer.

4.2 The Bridge Between Research and Service

The success of these early services was not accidental. It was built on the 'expertise capital' of a dedicated team of scientists who had spent over a decade decoding crop-weather relationships. By the early 1990s, the research was mature enough to be 'operationalized.' The IMD began utilizing these scientific insights to transform raw weather forecasts into **actionable advisories**. Instead of just hearing that it would rain, farmers began receiving specific instructions: 'Delay the application of urea' or 'Prepare for drainage to prevent waterlogging in cotton.' These advisories became immensely popular because they were rooted in the excellent field-level research of the AICRPAM project. This trust created a 'self-replicating' momentum; a phenomenon where the success of a technology creates its own demand for expansion.

4.2.1 The Evolution into GKMS:

In the late 1980s, India recognized that traditional forecasting methods were insufficient for planning agriculture beyond a few days. To address this gap, National Centre for Medium Range Weather Forecasting **(**NCMRWF) was set up in 1988 under the Department of Science & Technology (DST) with a clear mandate:

- Develop numerical weather prediction (NWP) models for medium-range forecasts
- Generate location-specific forecasts useful for agriculture
- Support agrometeorological services

The establishment of NCMRWF was driven by the growing need for reliable, science-based weather intelligence to support agricultural decision-making. It played a pivotal role in strengthening and advancing agrometeorological advisory frameworks in India—from the early Experimental Agromet Advisory Services

(EAAS) to the more structured Integrated Agromet Advisory Services (IAAS), and ultimately to the development of Extended Range Agro-Advisory Services. This progression reflects a deliberate evolution toward more precise, scalable, and farmer-centric weather-based advisory systems.

In its early phase, the NCMRWF) initiated **Experimental Agro-Advisory Services (EAAS)** on a pilot basis in **five SAUs at Anand, Hisar, Ludhiana, Pantnagar and Thrissur**. This limited rollout was a deliberate strategy to test the practical utility of medium range weather forecasts in real farming conditions. The objective was to evaluate how sub-seasonal predictions—such as dry and wet spells, temperature anomalies, and monsoon variability—could be translated into actionable Agromet advisories. These selected SAUs served as experimental hubs, where agrometeorologists integrated forecast outputs with crop conditions and local knowledge. The success of this pilot phase demonstrated the value of extended-range advisories, paving the way for its gradual expansion to a wider national network.

This momentum ultimately crystallized in the establishment of the Gramin Krishi Mausam Seva (GKMS) at the India Meteorological Department - a landmark initiative of unprecedented scale and ambition. Envisioned to span all 127 National Agricultural Research Project (NARP) zones, it marked a decisive shift from broad, generalized forecasts to finely tuned, location-specific Agromet advisories rooted in the distinct ecological character of each sub-zone. GKMS stands as the culmination of a sustained, collaborative evolution in Indian agrometeorology. It seamlessly brought together the forecasting strength of the IMD supported by the NCMRWF and the Indian Institute of Tropical Meteorology (IITM) with the domain expertise of State Agricultural Universities (SAUs) and the Indian Council of Agricultural Research (ICAR), transforming weather intelligence into actionable, field-level guidance. In doing so, GKMS redefined the interface between science and farming-delivering precision, relevance, and resilience to agricultural decision-making at the grassroots.

5.1 Turning Point

The tenure of **Dr Laxman Singh Rathore as Director General of Meteorology** at the India Meteorological Department heralded a phase of bold vision and transformative ambition in Indian agrometeorology. With a clear recognition that **"last-mile connectivity"** was the critical missing link in the nation's food security architecture, Dr Rathore reimagined the scope of weather-based agricultural services. Moving decisively beyond the confines of the 127 NARP zones, he championed an expansive framework aimed at **district-level coverage across the country**. Central to this vision was the strategic integration of the vast network of Krishi Vigyan Kendras (KVKs) -over 700 centers strong - into the agrometeorological system. This convergence bridged the gap between advanced meteorological science and grassroots agricultural extension, ensuring that timely, location-specific advisories reached farmers with greater precision, relevance, and impact.

In essence, this era marked a paradigm shift—from a zone-based advisory approach to a truly **nationwide, farmer-centric agrometeorological service delivery system**.

5.1.1 The Grand Vision and the MoU: To facilitate this massive scaling, a formal Memorandum of Understanding (MoU) was signed between the India Meteorological Department (IMD) and the Indian Council of Agricultural Research (ICAR). The plan was logically sound: IMD would provide the scientific data and forecasting prowess, while ICAR's KVKs would act as the ground-level conduits, translating that data into localized advisories for millions of farmers.

In any collaborative venture of this magnitude, the cornerstone of success is a robust advisory or oversight body to ensure "faithful collaboration." Such a body is essential to maintain accountability, ensure standardized protocols and mediate between the distinct cultures of two large bureaucratic organizations.

5.1.2 The Breakdown of Institutional Oversight: Despite the high stakes, a critical gap emerged in the implementation phase. The leadership within ICAR, perhaps overwhelmed by the sheer scale of the project or misled by administrative assumptions, viewed the initiative primarily as an "IMD program" that was merely utilizing ICAR's infrastructure. This perspective led to a lack of proactive ownership.

This institutional detachment trickled down to the implementing KVKs. Several centers failed to abide by the specific conditions laid out for filling the sanctioned positions dedicated to Agromet Advisory Services. In many instances, the specialized nature of agrometeorology was overlooked during recruitment or the positions remained vacant/mismanaged. While these flaws were evident to those within the system, there was a visible hesitance to

interfere with the "autonomy" of the implementing agencies. This lack of intervention allowed systemic inefficiencies to take root even as the project reported superficial successes.

5.1.3 The Parliamentary Scrutiny: The internal administrative silence was eventually broken by a 'Parliamentary Committee'. Upon auditing the project, the committee detected significant flaws in the execution model and expressed grave doubts about the mode of implementation. The disconnect between the funds allocated, the positions sanctioned, and the actual quality of service delivery on the ground became a point of serious contention.

5.1.4 A Missed Strategic Evolution: Looking back, this period represents a "costly missed opportunity" for institutional growth. Had ICAR taken a more assertive and visionary interest, the story might have been entirely different. A more proactive approach would have involved:

- **Expanding the Research Network**: Moving beyond the existing framework to cover all State Agricultural Universities (SAUs) and Central Agricultural Universities (CAUs), ensuring a deeper scientific reservoir.
- **Specialized Training Modules**: Developing rigorous, standardized training for the extension network (KVK staff) to ensure they weren't just passing on messages, but understood the atmospheric science behind them.
- **Active Oversight**: Establishing a joint committee that treated the MOU not as a service contract, but as a shared national mission.

While the project achieved a "good success rate" in terms of reach, the administrative and structural flaws identified by the Parliamentary Committee serve as a cautionary tale. It underscores that in the intersection of science and agriculture, technical success is unsustainable without institutional accountability and a shared sense of ownership. The dream of a weather-resilient India remains, but the path taken during this expansion highlights the high price of administrative passivity.

6.1 Bharath Vistaar

The fallout from the Parliamentary Committee's scrutiny marked a painful turning point for the institutional landscape of Indian agrometeorology. The detection of administrative lapses and the lack of accountability within the decentralized KVKs network led to a significant erosion of trust. Consequently, the government took the drastic step of closing several Agromet advisory units, signaling the end of an era of expansion based purely on physical infrastructure. In its place, a new vision emerged: the **Bharat Vistaar** project, backed by a massive investment of Rs 150 crores.

6.1.1 The Shift to Bharat Vistaar: The Bharat Vistaar project represents a fundamental shift from human-centric extension to a data-driven, technology-first approach, Its primary objective is to integrate vast datasets—ranging from satellite imagery and automated weather station feeds to soil health records and historical crop yields—into a unified platform. The heart of this project is the use of Artificial Intelligence (AI) and Machine Learning to generate high-resolution, predictive agrometeorological advisories. By automating the advisory process, the project aims to bypass the "middleman" issues that plagued the previous system, such as inconsistent staffing at KVKs or delays in message dissemination. However, the move toward an AI-reliant system brings with it a critical scientific challenge.

6.1.2 The Limitations of Artificial Intelligence in Agriculture: The success of Bharat Vistaar rests on a precarious assumption: that data alone can solve biological problems. In reality, AI cannot, and will never be able to, assess the impact of changing weather on production systems based on its own strength. AI is essentially a pattern-recognition engine. While it can process millions of data points, it lacks the "biological intuition" of an agricultural meteorologist. The relationship between a plant and its environment is not merely a statistical correlation; it is a complex physiological response. For AI to be effective, it must be fed with robust research hypotheses and mechanistic models derived from decades of field experiments conducted by projects like AICRP on Agricultural Meteorology.

7.1 The Need for Scientific 'Ground Truth'

If Bharat Vistaar is to succeed where previous networks faltered, it must not abandon the scientist in favor of the coder. The project is currently in its development stage, and its long-term viability depends on:

- **Research Integration**: Infusing AI algorithms with physiological 'thresholds' (e.g., at what exact temperature a wheat variety's pollen becomes sterile).

- **Continuous Feedback**: Using ground-level "truth" to recalibrate models that AI might otherwise over-simplify.
- **Human Oversight**: Ensuring that the final advisory passed to a farmer is vetted for practical relevance.

While Bharat Vistaar offers a technologically sophisticated path forward, it must be remembered that technology is a tool, not a replacement for fundamental science. The massive funding of Rs 150 crores will only yield fruit if the AI systems are treated as an extension of the rich research legacy built by Indian agrometeorologists, rather than an attempt to replace the essential human understanding of the soil and sky.

8.1 Way Forward

World Meteorological Organization positions **agricultural meteorology** as an essential associate in achieving "Early Warnings for All," recognizing its central role in safeguarding agriculture and rural livelihoods. By translating weather and climate information into actionable farm advisories, agricultural meteorology empowers farmers to anticipate risks and optimize decisions across the cropping cycle.

The contemporary success of Indian agriculture, while statistically impressive, rests on a precarious and ecologically expensive foundation. For decades, the nation has bolstered its food security through a "brute force" approach: subsidized electricity, the reckless over-exploitation of groundwater, and the excessive application of chemical fertilizers and pesticides. While this strategy has yielded a record 350 million tons of food grains - dominated by 255 million tons of wheat and rice it has created a monoculture-heavy system incentivized by Minimum Support Price (MSP) at the cost of environmental health. This "success" is a mask for a burgeoning crisis. As the world witnesses the accelerating reality of climate change, the old pillars of production are crumbling. We can no longer ignore the massive economic drain caused by the heavy imports of oilseeds and pulses, nor can we continue to treat agricultural meteorology as a secondary support service.

The time has come for policy makers to move beyond the fascination with "technological fixes" like AI-driven data aggregation and return to the fundamental necessity of strengthening '**Agricultural Meteorology**' research and education. Climate change is not a data-entry problem; it is a physiological and atmospheric battle. The current reliance on Artificial Intelligence through projects like **Bharat Vistaar** is a dangerous gamble if it is not underpinned by a robust, localized research network. AI is often seen as a 'black box' that excels at identifying patterns and correlations, yet it may not fully capture critical biological thresholds—such as how crops respond to heat stress or how soil moisture behaves under an erratic monsoon. Without robust "ground truth" data generated by dedicated agrometeorologists across State Agricultural Universities, even large investments—such as a 150-crore-rupee project - risk falling short of their full potential.

Strengthening Agromet research is not merely a scientific pursuit—it is a matter of national sovereignty and economic survival. If India is to reduce its dependence on imports of essential commodities like pulses and oilseeds, it must develop crop-weather models specifically for these "orphan crops" in rainfed regions. We need a decentralized, human-centric research infrastructure that can translate the nuances of micro-climates into survival strategies for the smallholder farmer.

8.2 Agricultural Meteorology for Resilience

World Meteorological Organization's vision of **'Early Warnings for All'** provides a powerful framework to reinterpret this policy imperative. While free electricity and water are undeniably finite and often overexploited, meteorological intelligence stands as a renewable, scalable, and democratizing asset - one that can guide efficient use of every drop of water and unit of energy.

Investing in a dedicated cadre of agrometeorological experts aligns directly with this global call, as they serve as the critical interface translating early warnings into field-level decisions. In this sense, agrometeorology becomes an **essential associate** - not merely a support service, but a strategic pillar of agro-food systems that anticipates droughts, heat waves, floods and pest outbreaks before they escalate into crises.

By embedding early warning systems into agricultural planning, India can shift from reactive subsidies that accelerate resource depletion to proactive intelligence that enhances resilience, productivity, and sustainability. This transition safeguards natural capital while strengthening farmer livelihoods.

Ultimately, the "larger interest of the nation" converges with the WMO vision: true agricultural security lies not in subsidizing inputs, but in investing in knowledge systems that foresee risk, optimize resources and secure the future of farming in an increasingly hostile climate.

Both the Authors are the Fellow of Association of Agrometeorologists

Surender Singh

V Uma Maheswara Rao

INNOVATIVE AGRICULTURE
www.innovativeagriculture.in
ISSN : 3048 - 989X

Vip proteins: The next generation *Bt* toxins and their future prospects

Pilli Priyanka[1], Durgam Yathindravardhan[2]

[1]Ph.D. Scholar, Department of Entomology, PJTAU, Rajendranagar, Hyderabad, India
[2]Ph.D. Scholar, Department of Entomology, Dr. Rajendra Prasad Central Agricultural University, Pusa, Samastipur, Bihar, India
Corresponding Author: Pilli Priyanka

Abstract

Vegetative Insecticidal Proteins (Vips) represent a new generation of insecticidal tools derived from *Bacillus thuringiensis* (Bt), offering unique advantages over conventional Cry toxins. Unlike Cry proteins, Vips are secreted during the vegetative phase, possess no sequence homology with Cry toxins and bind to different receptor sites in the insect midgut. These attributes make Vips highly effective against Cry-resistant insect populations and broaden their insecticidal spectrum. Vip1/Vip2 act as binary toxins, whereas Vip3 exhibits strong activity against lepidopteran pests through pore formation and apoptosis-based pathways. Recent discoveries, including Vip4-type proteins like Vpb4Da2, further expand their potential, especially against coleopteran pests such as the Western corn rootworm. Vip proteins hold significant promise for future transgenic crop development, gene stacking strategies and resistance management programs. Their integration into sustainable IPM and next-generation biotechnological approaches positions them as crucial tools for ensuring durable crop protection and safeguarding global food security.

Keywords: *Bacillus thuringiensis*, Bioinsecticides, *Bt* technology, IPM, Vip,

Introduction

Global food security remains a major challenge as the world population is expected to reach 8.6 billion by 2030, 9.8 billion by 2050 and 11.2 billion by 2100. To sustain this growth, agricultural production must increase by 40% by 2030 and 70% by 2050. However, insect pests significantly threaten food production, causing yield losses estimated at nearly one-third of global crop output (Gupta *et al.*, 2024). Traditional pest control relies heavily on chemical insecticides such as organophosphates, carbamates, pyrethroids and organochlorines. Although effective initially, their extensive use has contributed to resistance development, pest resurgence and harmful ecological impacts, including the decline of beneficial insects (Oerke, 2006). Consequently, there has been an increased emphasis on biologically based and environmentally safer pest management strategies.

Biopesticides, derived from plants, entomopathogenic microbes and natural metabolites, have emerged as promising alternatives due to their specificity and compatibility with Integrated Pest Management (IPM) (Glare *et al.*, 2012). Among microbial biopesticides, *Bacillus thuringiensis* (*Bt*) remains the most extensively utilized source of insecticidal proteins.

Bacillus thuringiensis and Its Insecticidal Arsenal

Bacillus thuringiensis is a gram-positive, spore-forming, entomopathogenic bacterium naturally found in soil (Wang *et al.*, 2021). Its genome contains a circular chromosome and 1-13 plasmids, including large megaplasmids ranging from 4.56 to 228 kb. These plasmids commonly harbor genes encoding Cry, Cyt and Vip proteins**,** responsible for *Bt* insecticidal properties (Gupta *et al.*, 2021).

Bt produces four major groups of insecticidal proteins:

- Cry (crystal) proteins
- Cyt (cytolytic) proteins
- Vip (vegetative insecticidal proteins)
- Sip (soluble insecticidal proteins)

Cry and Cyt toxins are produced during sporulation, whereas Vip and Sip proteins are synthesized during the vegetative growth stage (Estruch *et al.*, 1996; Donovan *et al.*, 2006). Except for Cyt toxins, all other *Bt* proteins

show activity against a broad range of insect orders including Lepidoptera, Diptera, Coleoptera, Hemiptera, Orthoptera and others (Dominguez-Arrizabalaga *et al*., 2020).

Need for Next-Generation *Bt* Toxins

Bt cotton was introduced in India in 2002 to control bollworms, significantly reducing pesticide use and increasing profitability, making India a leading cotton producer. However, extensive reliance on Cry proteins has led to resistant pest populations, prompting the search for alternative strategies. Vegetative Insecticidal Proteins (Vip), derived from *Bacillus thuringiensis*, have emerged as "Next-generation pest killers" (Syed *et al.*, 2020). Resistance to Cry proteins in insects arises from factors such as high initial allele frequency, altered receptor binding, proteolytic activation and modifications of midgut pH that reduced toxin efficacy (Tabashnik and Carriere, 2017).

Vegetative Insecticidal Proteins (Vips)

Vip proteins are secreted toxins produced by *Bacillus thuringiensis* during its vegetative growth phase. Unlike Cry proteins, they are genetically and structurally distinct, existing in a soluble, secreted form rather than forming parasporal crystals. They do not share sequence homology with Cry proteins, they have different receptor-binding sites in the insect midgut and their strong efficacy against Cry-resistant pest populations make them valuable next-generation bioinsecticidal agents.

Classification and Nomenclature of Vip Proteins

Nomenclature of Vip proteins has been designated by the *Bt* toxin nomenclature committee, which classifies these proteins into Vip1, Vip2, Vip3 and Vip4 based on their sequence homology. Among these proteins:

- Vip1 (100 kDa) and Vip2 (52 kDa) function as binary A-B type toxins and are mainly active against coleopteran and some hemipteran pests (Sattar and Maiti, 2011).
- Vip3, an ~89 kDa protein, exhibits strong toxicity against a wide range of lepidopteran insects (Lee *et al.*, 2003; Liu *et al.*, 2007; Chakroun *et al.*, 2016).
- Vip4 was initially reported with no confirmed host range, but recent findings show that Vip4-type proteins such as Vpb4Da2 possess significant insecticidal activity, especially against *Diabrotica virgifera virgifera* (Western corn rootworm), including strains resistant to Cry3Bb1 and Cry34/35Ab1 toxins (Yin *et al.*, 2020).

According to the Bt Nomenclature Committee, each toxin is assigned a systematic four-rank name based on its level of amino acid sequence similarity. The primary rank, represented by an Arabic number, is given to proteins sharing 0-44% similarity. The secondary rank uses an uppercase letter for those with 45-75% similarity, while the tertiary rank assigns a lowercase letter to proteins with 76-94% similarity. Finally, the quaternary rank, indicated by a terminal number, is used for proteins exhibiting ≥95% sequence similarity.

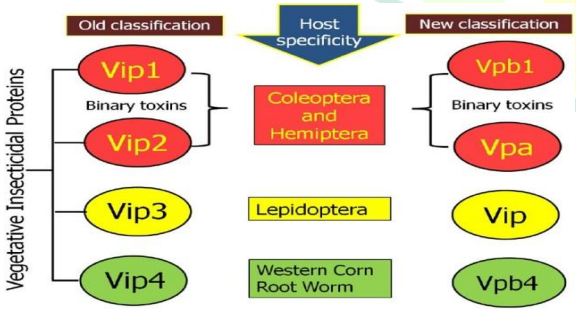

Fig. 1. Schematic representation of comparative changes in the old and new classification system for Vip family protein.



Fig. 2. Nomenclature criteria for Vegetative Insecticidal Protein given by *Bt* nomenclature committee (Gupta *et al.*, 2021)

Mechanism of action

Vip1/Vip2 Mode of Action (Binary A-B Toxins)

Vip1 and Vip2 function as a binary toxin system in which Vip1 serves as the B component, binding to specific receptors on the midgut epithelium of coleopteran and some hemipteran insects and subsequently forming pores

or channels in the membrane. Through these pores or alternatively via endocytosis the A component, Vip2, enters the cell, where it exhibits ADP-ribosyltransferase activity that modifies actin and disrupts microfilament formation. This interference with the cytoskeleton results in cell collapse, severe damage to the gut epithelium, and ultimately insect death. Receptor recognition by Vip1 is influenced by charged amino acids, while Vip2 entry is facilitated either by direct pore passage or a proton-gradient-driven endocytic mechanism (Leuber *et al.*, 2006; Barth *et al.*, 2004).

Vip3 Mode of Action

Vip3 proteins exert their insecticidal activity through two major pathways. In the pore-formation pathway, the ingested Vip3A protoxin is solubilized and proteolytically activated in the alkaline midgut, after which the 62-66 kDa toxin binds to specific BBMV receptors, distinct from Cry receptors and forms pores in the epithelial membrane, causing ion imbalance, cell swelling, membrane rupture, feeding cessation and death within 48-72 hours. In the apoptosis-endocytosis pathway, activated Vip3A binds to receptors such as Sf-FGFR and Sf-SR-C in *Spodoptera* species, is internalized via endocytosis, disrupts mitochondrial integrity, releases cytochrome-c and activates caspases leading to programmed cell death. Recently identified Vip3 receptors further include a 48 kDa tenascin-like receptor in *Agrotis ipsilon*, the Sf-FGFR and the scavenger receptor Sf-SR-C, all of which mediate toxin binding, endocytosis and contribute significantly to Vip3-induced toxicity.

These receptors together mediate binding, internalization and apoptotic responses, contributing to Vip3 toxicity.

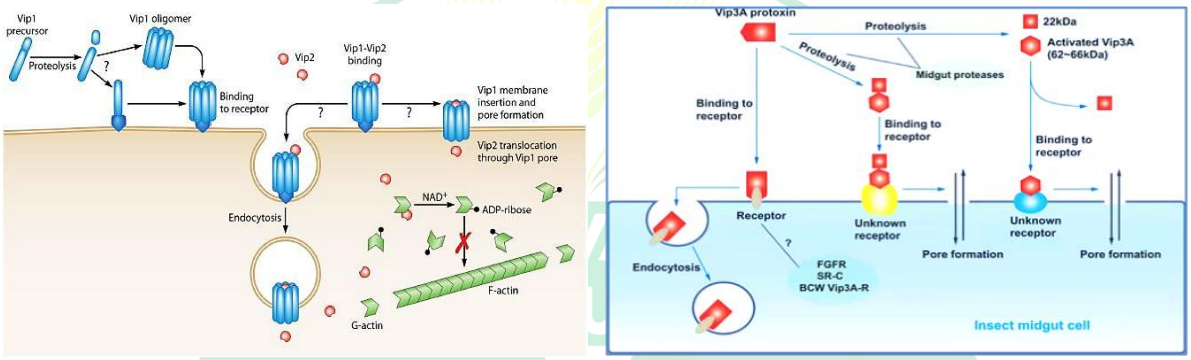

Fig. 3. Hypothetical model representing Vip1/Vip2 and Vip3 proteins insecticidal mechanism (Chakroun *et al.*, 2016; Chakrabarty *et al.*, 2020)

Future Prospects

- Identification of new Vip families and improved engineered variants.
- Structural refinement of Vip proteins for enhanced and broader activity.
- Improved Vip expression in transgenic crops.
- Gene stacking of Vip and Cry toxins to delay resistance.
- Integration of Vip proteins with RNAi/CRISPR-based strategies.
- Incorporation of Vip-based tools into sustainable IPM programs.

Conclusion

Vegetative Insecticidal Proteins (Vip) constitute a next-generation class of Bt toxins with novel modes of action distinct from Cry proteins. They exhibit broad-spectrum activity, effectively target Cry-resistant pests and offer potential for integration into genetically modified crops, supporting sustainable agriculture and reducing reliance on chemical insecticides. Vip proteins are valuable components of Integrated Pest Management (IPM) strategies, enhancing crop protection durability. Future research should focus on gene stacking, synergistic combinations with other Bt proteins, precision delivery and comprehensive biosafety assessments to maximize efficacy while ensuring environmental safety. Their continued development represents a proactive approach to managing pest resistance and promoting global food security.

In conclusion, Vip toxins can be a better alternative for Cry resistant pests because both do not share any sequence homology. Still there is a lot of scope in identification of native *Bt* isolates and testing their efficacy

towards Cry resistant pests. So developing the alternative technique is a preventive step before the insect completely become resistant.

References:

Barth, H., Aktories, K., Popoff, M.R. and Stiles, B. G., 2004, Binary bacterial toxins: biochemistry, biology, and applications of common Clostridium and *Bacillus* proteins. *Microbiol. Mol. Biol. Rev.*, 68(3): 373-402.

Chakrabarty, S., Jin, M., Wu, C., Chakraborty, P. and Xiao, Y., 2020, *Bacillus thuringiensis* vegetative insecticidal protein family Vip3A and mode of action against pest Lepidoptera. *Pest Manag. Sci.*, 76(5): 1612-1617.

Chakroun, M., Banyuls, N., Bel, Y., Escriche, B. and Ferré, J., 2016, Bacterial vegetative insecticidal proteins (Vip) from entomopathogenic bacteria. *Microbiol. Mol. Biol. Rev.*, 80(2): 329-350.

Dominguez-Arrizabalaga, M., Villanueva, M., Escriche, B., Ancin-Azpilicueta, C. and Caballero, P., 2020, Insecticidal activity of *Bacillus thuringiensis* proteins against coleopteran pests. *Toxins*, 12(7): 430.

Donovan, W. P., Engleman, J. T., Donovan, J. C., Baum, J. A., Bunkers, G. J., Chi, D. J., Clinton, W. P., English, L., Heck, G. R., Ilagan, O. M. and Krasomil-Osterfeld, K. C., 2006, Discovery and characterization of Sip1A: A novel secreted protein from *Bacillus thuringiensis* with activity against coleopteran larvae. *Appl. Microbiol. Biotechnol.*, 72: 713-719.

Estruch, J. J., Warren, G. W., Mullins, M. A., Nye, G. J., Craig, J. A. and Koziel, M. G., 1996, Vip3A, a novel *Bacillus thuringiensis* vegetative insecticidal protein with a wide spectrum of activities against lepidopteran insects. *Proc. Natl. Acad. Sci.*, 93(11): 5389-5394.

Glare, T., Caradus, J., Gelernter, W., Jackson, T., Keyhani, N., Kohl, J., Marrone, P., Morin, L. and Stewart, A., 2012, Have biopesticides come of age? *Trends Biotechnol.*, 30(5): 250-258.

Gupta, M., Kumar, H. and Kaur, S., 2021, Vegetative insecticidal protein (Vip): A potential contender from *Bacillus thuringiensis* for efficient management of various detrimental agricultural pests. *Front. Microbiol.*, 12: 659736

Gupta, M., Kumar, H., Kalia, V. K., Singh, S., Singh, A., Debbarma, A. and Kaur, S., 2024, Cloning, characterization and evaluation of toxicity of newly identified Vip3Aa proteins from *Bacillus thuringiensis* recovered from diverse environments for biological control of *Helicoverpa armigera*. *J. Pest Sci.*, 97(2): 701-724.

Leuber, M., Orlik, F., Schiffler, B., Sickmann, A. and Benz, R., 2006, Vegetative insecticidal protein (Vip1Ac) of *Bacillus thuringiensis* HD201: evidence for oligomer and channel formation. *Biochemistry*, 45(1): 283-288.

Sattar, S. and Maiti, M. K., 2011, Molecular characterization of a novel vegetative insecticidal protein from *Bacillus thuringiensis* effective against sap-sucking insect pest. *J. Microbiol. Biotechnol.*, 21(9): 937-946.

Syed, T., Askari, M., Meng, Z., Li, Y., Abid, M. A., Wei, Y., Guo, S., Liang, C. and Zhang, R., 2020, Current insights on vegetative insecticidal proteins (Vip) as next generation pest killers. *Toxins*, 12(8): 522.

Tabashnik, B. E. and Carrière, Y., 2017, Surge in insect resistance to transgenic crops and prospects for sustainability. *Nat. Biotechnol.*, 35(10): 926-935.

Wang, M., Geng, L., Xue, B., Wang, Z., Xu, W., Shu, C. and Zhang, J., 2021, Structure characteristics and function of a novel extracellular polysaccharide from *Bacillus thuringiensis* strain 4D19. *Int. J. Biol. Macromol.*, 189: 956-964.

Yin, Y., Flasinski, S., Moar, W., Bowen, D., Chay, C., Milligan, J., Kouadio, J. L., Pan, A., Werner, B., Buckman, K. and Zhang, J., 2020, A new *Bacillus thuringiensis* protein for Western corn rootworm control. *PloS one*, 15(11): 0242791.

INNOVATIVE AGRICULTURE
www.innovativeagriculture.in
ISSN : 3048 - 989X

Innovative Livestock Feeding Strategies for Viksit Bharat: Opportunities, Challenges and Pathways for Sustainable Growth

Dr. Anand Kumar Pathak

Associate Professor

Division of Animal Nutrition, Faculty of Veterinary Sciences and Animal Husbandry,
Sher-e-Kashmir University of Agricultural Sciences and Technology, R. S. Pura, Jammu

Introduction

India's aspiration to emerge as a Viksit Bharat by 2047 represents a bold and transformative national vision anchored in economic resilience, technological advancement, sustainability and inclusive growth. Within this broader developmental framework, the livestock sector occupies a uniquely strategic position. It contributes significantly to agricultural GDP, supports the livelihoods of over 100 million rural households and serves as a critical source of nutrition, particularly in terms of milk, meat and eggs. However, despite being the world's largest milk producer, India continues to grapple with low per-animal productivity, inefficient resource utilization and mounting environmental pressures. At the core of these challenges lies a fundamental yet often under-optimized component animal feeding system.

Feed and fodder account for nearly 60–70% of the total cost of livestock production, making nutrition the single most decisive factor influencing productivity, profitability and sustainability. Yet, India faces a chronic deficit of quality feed resources, including green fodder, dry residues and concentrate ingredients. Traditional feeding practices, largely based on unprocessed crop residues and imbalanced rations, fail to meet the nutritional requirements of high-yielding animals. This results in suboptimal milk yields, poor reproductive performance and increased susceptibility to diseases. In the context of a rapidly growing population and rising demand for animal protein, such inefficiencies pose a serious constraint to achieving food and nutritional security.

Against this backdrop, innovative animal feeding strategies are emerging as a powerful lever for transforming the livestock sector. These strategies encompass a wide spectrum of interventions, including precision nutrition, alternative feed resources, feed processing technologies, digital advisory systems and climate-smart feeding practices. Precision feeding, enabled by advancements in artificial intelligence, sensors and data analytics, allows for the formulation of diets tailored to the specific needs of individual animals based on factors such as age, body weight, and lactation stage and health status. This not only enhances feed efficiency but also minimizes wastage and reduces environmental footprints. Simultaneously, the exploration of alternative feed resources is gaining momentum as a sustainable solution to feed scarcity. Agro-industrial by-products, insect-based proteins, algae and fermented biomass offer promising substitutes for conventional feed ingredients like soybean and maize, which are increasingly subject to price volatility and competition with human consumption. The integration of such resources into livestock diets aligns with the principles of a circular economy, converting waste streams into valuable nutritional inputs while reducing pressure on land and water resources.

Technological innovations are further reshaping the landscape of animal nutrition. Total Mixed Rations (TMR), complete feed blocks and silage technologies are improving feed preservation, transport and nutrient consistency. Digital platforms and mobile-based advisory services are bridging knowledge gaps, enabling farmers to access real-time information on ration balancing and feeding practices. Precision livestock farming systems, leveraging IoT devices and machine learning algorithms are enabling continuous monitoring of animal health and feeding behaviour, thereby enhancing decision-making and productivity.

However, the transition toward innovative feeding systems is not without its challenges. The Indian livestock sector is predominantly characterized by smallholder farmers with limited financial resources, low risk-bearing capacity and restricted access to technology. High initial investment costs, lack of awareness and inadequate extension services hinder the adoption of advanced feeding practices. Furthermore, infrastructural constraints such as poor storage facilities, fragmented supply chains and limited feed processing capacity

exacerbate the problem. Policy fragmentation and insufficient coordination among stakeholders further impede the scaling of innovations.

Environmental sustainability adds another layer of complexity. Livestock systems are significant contributors to greenhouse gas emissions, particularly methane from enteric fermentation. While innovative feeding strategies have the potential to mitigate these emissions, their implementation requires careful balancing of productivity and ecological considerations. Climate variability also affects feed availability, making it imperative to develop resilient and adaptive feeding systems.

Despite these challenges, the opportunities presented by innovative animal feeding strategies are immense. By improving feed efficiency and productivity, India can significantly enhance farmer incomes, strengthen rural economies and reduce dependence on imports of feed ingredients. Moreover, sustainable feeding practices can contribute to climate goals, improve resource use efficiency and enhance the overall resilience of the agricultural system.

In essence, the transformation of animal feeding systems is not merely a technical intervention but a strategic imperative for achieving the vision of Viksit Bharat. It requires a holistic approach that integrates technological innovation, policy support, capacity building and stakeholder collaboration. By aligning scientific advancements with grassroots realities, India can unlock the full potential of its livestock sector and pave the way for a sustainable, inclusive, and prosperous future.

Vision of Viksit Bharat and livestock transformation

The vision of Viksit Bharat 2047 calls for a resilient, inclusive and innovation-driven agricultural ecosystem, where the livestock sector plays a transformative role. Livestock is not merely a supplementary activity but a primary income source for millions of rural households, particularly smallholders and women. As demand for milk, meat and eggs continues to surge, the sector must transition from subsistence-based practices to science-led, efficiency-driven systems. Animal nutrition lies at the heart of this transformation, influencing productivity, profitability and environmental sustainability. By integrating advanced feeding strategies, India can unlock higher yields with fewer resources, reduce greenhouse gas emissions and enhance farmer incomes. However, this transition requires convergence of policy, technology and grassroots adoption. A future-ready livestock sector, powered by innovative feeding, will be instrumental in achieving food security, economic growth and rural prosperity under the Viksit Bharat mission.

Feed and fodder challenges in India

India faces a structural imbalance between livestock population and feed resource availability, leading to chronic deficits in green fodder, dry fodder and concentrate feeds. This scarcity is compounded by shrinking grazing lands, climate variability and competing demands for crops. Traditional feeding systems, heavily reliant on low-nutrient crop residues, fail to meet the nutritional requirements of high-producing animals. Consequently, productivity remains suboptimal and farmers incur higher costs with limited returns. Additionally, weak supply chains, inadequate storage infrastructure and seasonal fluctuations further exacerbate feed insecurity. The absence of widespread ration balancing practices and limited access to quality feed inputs deepen the challenge. Addressing these constraints is critical for improving livestock efficiency and sustainability. Without strengthening the feed base, even the most advanced breeding or health interventions will fall short, making feed and fodder management the cornerstone of livestock development in India.

Precision and smart feeding opportunities

Precision feeding represents a paradigm shift from generalized feeding practices to data-driven, customized nutrition tailored to individual animal needs. Leveraging technologies such as sensors, artificial intelligence and real-time monitoring systems, farmers can optimize feed intake, reduce wastage and enhance productivity. Smart feeding systems enable accurate ration formulation based on factors like age, weight, lactation stage and health status, ensuring maximum nutrient utilization. This approach not only improves feed efficiency but also reduces environmental impact by minimizing methane emissions and nutrient losses. In the Indian context, digital tools and mobile-based advisory platforms can democratize access to precision feeding, even for smallholders. However, scalability depends on affordability, digital literacy and infrastructure. If effectively implemented,

precision feeding can bridge the productivity gap, lower input costs and drive sustainable intensification, making it a cornerstone of modern livestock systems under the Viksit Bharat vision.

Alternative and sustainable feed resources

The exploration of alternative feed resources offers a promising pathway to address feed scarcity while enhancing sustainability. Non-conventional feeds such as insect protein, algae, agro-industrial by-products and fermented biomass present viable substitutes for traditional feed ingredients like soybean and maize. These alternatives not only reduce dependency on conventional resources but also utilize waste streams, contributing to a circular economy. For instance, converting agricultural residues and food waste into nutritious animal feed can significantly lower costs and environmental burden. Additionally, innovations in feed processing, such as total mixed rations and feed blocks, improve storage, transport and nutrient consistency. However, challenges related to standardization, regulatory approvals and farmer acceptance remains. Scaling these solutions requires robust research, quality assurance frameworks and awareness campaigns. Embracing alternative feeds will be critical for building a resilient and resource-efficient livestock sector aligned with sustainability goals.

Economic and rural development opportunities

Innovative animal feeding strategies have the potential to significantly enhance rural livelihoods and drive economic growth. By improving feed efficiency and productivity, farmers can achieve higher outputs with lower input costs, leading to increased profitability. The expansion of the feed industry, including manufacturing, processing and distribution, creates employment opportunities across the value chain. Furthermore, improved livestock productivity strengthens allied sectors such as dairy processing, meat export and agri-business services. For smallholders, especially women, better feeding practices translate into more stable incomes and financial empowerment. The multiplier effect of livestock development can stimulate rural economies, reduce poverty and enhance food and nutritional security. However, to fully realize these benefits, investments in infrastructure, credit access, and market linkages are essential. A well-nourished livestock sector can become a powerful engine of inclusive growth under the Viksit Bharat framework.

Technological and adoption challenges

Despite the promise of innovative feeding strategies, adoption remains uneven due to multiple technological and socio-economic barriers. High initial costs of precision feeding systems, limited access to digital tools and lack of localized data restrict widespread implementation. Smallholder farmers, who constitute the majority, often lack the financial capacity and technical knowledge to adopt advanced solutions. Additionally, fragmented extension services and inadequate training programs hinder awareness and skill development. Infrastructure gaps, including poor connectivity and limited feed processing facilities, further constrain scalability. There is also resistance to change, driven by traditional practices and risk aversion. Bridging these gaps requires targeted interventions such as subsidies, capacity building and user-friendly technologies tailored to local contexts. Without addressing these challenges, the benefits of innovation will remain concentrated among a few, limiting the broader impact on the livestock sector.

Policy and institutional imperatives

Achieving the full potential of innovative feeding strategies requires a strong and coordinated policy framework. Currently, fragmented policies and lack of integration across sectors limit the effectiveness of interventions. There is a need for a holistic approach that aligns livestock nutrition with agriculture, climate and rural development policies. Governments must prioritize investments in fodder development, research and innovation, and infrastructure. Public-private partnerships can play a crucial role in scaling technologies and improving service delivery. Additionally, strengthening extension systems and digital platforms will ensure knowledge reaches the grassroots level. Regulatory frameworks must also evolve to support alternative feeds and emerging technologies while ensuring safety and quality. Financial incentives, subsidies and credit support can accelerate adoption among smallholders. A cohesive policy ecosystem will be essential to drive innovation, ensure inclusivity and achieve sustainable livestock development under the Viksit Bharat vision.

Way forward: Inclusive and sustainable transformation

The path to Viksit Bharat through innovative animal feeding strategies lies in balancing technological advancement with inclusivity and sustainability. Future efforts must focus on integrating cutting-edge innovations

with grassroots realities, ensuring that smallholder farmers are not left behind. Building resilient feed systems through diversification, climate-smart practices and efficient resource utilization will be critical. Capacity building, digital inclusion and farmer-centric solutions should be prioritized to enhance adoption. Collaboration among government, academia, industry and farmers will drive innovation and scalability. Additionally, continuous monitoring and evaluation will ensure that interventions remain effective and adaptive to changing conditions. By fostering an ecosystem that encourages innovation while addressing socio-economic challenges, India can transform its livestock sector into a globally competitive and sustainable model. This transformation will not only support economic growth but also ensure food security and environmental resilience for future generations.

Constraints

The adoption of innovative animal feeding strategies in India is constrained by a complex interplay of economic, infrastructural and socio-cultural factors. A primary limitation is the persistent deficit of quality feed and fodder, exacerbated by shrinking land resources, climate variability and competing agricultural demands. Smallholder dominance in the livestock sector further complicates adoption, as most farmers lack the financial capacity to invest in advanced feeding technologies such as precision nutrition systems or automated feeding equipment.

Additionally, limited awareness and inadequate extension services restrict the dissemination of knowledge regarding balanced feeding practices and emerging innovations. Infrastructure gaps, including insufficient storage facilities, weak supply chains and lack of feed processing units, hinder efficient feed distribution and utilization. The absence of reliable, localized data also limits the effectiveness of digital and precision feeding solutions.

Policy fragmentation and weak institutional coordination further slow down progress, while regulatory uncertainties surrounding alternative feed resources create additional barriers. Cultural resistance to change and dependence on traditional practices also impede adoption. Collectively, these constraints highlight the need for targeted interventions to ensure inclusive and scalable implementation of innovative feeding strategies.

Future directions

The future of innovative animal feeding strategies in India lies in integrating advanced technologies with sustainable and inclusive approaches. Emphasis must be placed on developing climate-resilient feed systems that can withstand environmental uncertainties while maintaining productivity. Research should focus on scaling alternative feed resources such as insect protein, algae and agro-industrial by-products, supported by robust quality standards and regulatory frameworks.

Digital transformation will play a pivotal role, with artificial intelligence, big data and mobile-based platforms enabling precision nutrition at the farm level. Affordable and user-friendly technologies tailored to smallholders will be critical for widespread adoption. Strengthening public-private partnerships can accelerate innovation, improve supply chains and enhance access to quality feed inputs.

Capacity building through targeted training programs and extension services will empower farmers with knowledge and skills to adopt improved feeding practices. Additionally, policy support in the form of subsidies, credit access and incentives for sustainable practices will drive adoption. By fostering an ecosystem that combines innovation, sustainability and inclusivity, India can transform its livestock sector into a globally competitive and resilient system aligned with the goals of Viksit Bharat.

Conclusions

Innovative animal feeding strategies represent a critical pathway for transforming India's livestock sector in alignment with the vision of Viksit Bharat 2047. As the demand for animal-based products continues to rise, improving feed efficiency and resource utilization becomes essential for ensuring both economic viability and environmental sustainability. Advances in precision nutrition, alternative feed resources and digital technologies offer unprecedented opportunities to enhance productivity reduce costs and mitigate environmental impacts. However, the realization of these benefits depends on addressing deep-rooted challenges, including feed scarcity, limited technological access, infrastructural gaps and low awareness among farmers. The predominance of smallholder systems necessitates solutions that are not only innovative but also affordable, accessible and context-specific. Bridging the gap between research and field-level adoption will require strong extension systems, capacity building and farmer-centric approaches.

Policy support will play a decisive role in creating an enabling environment for innovation. Investments in research, infrastructure and digital ecosystems, coupled with incentives for sustainable practices, can accelerate the transition toward modern feeding systems. Collaboration among government, academia, industry and farming communities will be essential to scale solutions effectively. Ultimately, the success of innovative feeding strategies will not be measured solely by technological advancement but by their ability to deliver inclusive growth, enhance livelihoods and ensure environmental resilience. By adopting a holistic and integrated approach, India can unlock the full potential of its livestock sector and move decisively toward the realization of a developed and sustainable Viksit Bharat.

INNOVATIVE AGRICULTURE
www.innovativeagriculture.in
ISSN : 3048 - 989X

Invisible Tracers, Visible Harvests

Dr. G. Manimaran[1], Dr. M. Meena[2], Dr. S. Satheesh[3], Dr. Mohammed Roshan Abu Firnass[1] and Dr. M.P. Hemavarshini[1]

[1]Department of Soil Science and Agricultural Chemistry, Tamil Nadu Agricultural University, Coimbatore
[1]Department of Soil Science and Agricultural Chemistry, MIT College of Agriculture and Technology, Trichy
[1]Department of Remote Sensing and GIS, Tamil Nadu Agricultural University, Coimbatore
Corresponding author: Dr. G. Manimaran

How radioactive atoms - measured in billionths of a gram - are quietly revolutionizing the way we feed the world

Imagine dropping a single glowing bead into a vast river and being able to track precisely where it goes — through every tributary, every bend, every grain of sediment — without disturbing the river at all. That, in essence, is what scientists do when they use radioisotopes in agriculture. The "bead" is a radioactive atom; the "river" is the living soil–plant system; and what they learn is transforming our ability to grow more food with less waste, less pollution, and more intelligence.

What Is a Radioisotope, Exactly?

Every element in the periodic table has a stable form — nitrogen is nitrogen, phosphorus is phosphorus. But most elements also have unstable variants, called isotopes, whose nuclei carry an extra neutron or two. These unstable atoms are restless: they emit radiation as they decay toward stability (Neupane *et al*., 2025). Scientists call them radioisotopes, and this very restlessness makes them extraordinarily useful as tracers.

Because a radioisotope is chemically identical to its stable counterpart, a plant or a soil microbe cannot tell the difference. It absorbs labelled nitrogen-15 or phosphorus-32 exactly as it would absorb any ordinary nutrient. But scientists can detect the label at vanishingly small concentrations — far below what any conventional chemical method could measure. The result is a window into processes that would otherwise be completely invisible.

HISTORY

From the Manhattan Project to the Paddy Field

The story is, admittedly, an unexpected one. The same nuclear science that produced weapons of mass destruction in the 1940s was redirected, within a decade, toward understanding how plants feed themselves. By the 1950s, researchers at the International Atomic Energy Agency (IAEA) in Vienna were partnering with agricultural ministries worldwide to introduce isotope techniques into soil and crop science. What began as Cold War-era technology transfer became one of the more quietly consequential agricultural innovations of the twentieth century.

Today, the IAEA's Joint FAO/IAEA Centre of Nuclear Techniques in Food and Agriculture has run programmes in over 130 countries, helping farmers from the Philippines to Senegal use nuclear science to improve their soils and yields — no reactor required on the farm itself.

NITROGEN TRACING

The Great Nitrogen Mystery — Solved

Of all the challenges in crop nutrition, nitrogen is the most vexing. It is the nutrient crops need most, yet it is also the one most prone to vanishing — denitrified to the air, leached to groundwater, volatilised as ammonia. Globally, less than half of the nitrogen fertiliser applied to fields is actually recovered by the target crop. The rest is environmental loss, economic waste, and a driver of nitrous oxide emissions.

Nitrogen-15 tracer experiments changed the conversation. By applying fertiliser enriched with ^{15}N — a heavier, stable isotope — and measuring how much ends up in the plant versus how much remains in the soil or disappears, researchers can calculate fertiliser use efficiency (FUE) with extraordinary precision. Studies using this technique at Tamil Nadu Agricultural University (TNAU) and across South Asia have shown that split applications, deep placement, and the use of slow-release fertilisers can raise FUE from around 30–35% to well above 60%, cutting both cost and environmental impact dramatically.

Less than half of the nitrogen fertiliser applied to the world's fields is recovered by crops. Isotope tracers are the tool that proved it — and the tool guiding us toward doing far better."

— Nitrogen Use Efficiency Research — Global Synthesis

The Agricultural Isotope Toolkit

Symbol	Isotope	Key Agricultural Application
^{15}N	Nitrogen-15	Stable, non-radioactive. Traces how much fertiliser nitrogen a plant absorbs versus what is lost to leaching or the atmosphere. The workhorse of nitrogen management research.
^{32}P / ^{33}P	Phosphorus-32/33	Radioactive. Reveals how roots explore soil, how mycorrhizal fungi shuttle nutrients across metres of soil, and how different fertiliser forms compare in plant availability.
^{35}S	Sulphur-35	Radioactive. Tracks sulphur cycling in soils — critical for mustard, pulse, and oilseed crops whose quality depends on sulphur-containing amino acids.
^{13}C / ^{14}C	Carbon-13/14	Tracks soil organic matter formation, decomposition rates, and how much carbon from crop residues is genuinely sequestered versus lost as CO_2.
^{65}Zn / ^{59}Fe	Zinc-65 / Iron-59	Used in micronutrient biofortification research to determine how much iron or zinc from biofortified crops is actually absorbed in the human body — closing the loop from soil to nutrition.

Key Numbers at a Glance

~30% AVERAGE FUE *Nitrogen fertiliser use efficiency in conventional paddy systems, measured by ^{15}N tracer*	**130+** COUNTRIES *Nations supported by the FAO/IAEA nuclear agricultural programme since the 1960s*	**3,400+** MUTANT VARIETIES *Officially released crop varieties developed through radiation-induced mutation breeding worldwide*

Phosphorus-32 changed this. Labelled phosphate placed in specific soil layers or applied to one side of a root system reveals, with autoradiographic images or scintillation counting, exactly which roots are active and which soil zones are genuinely contributing to crop nutrition. This research has upended assumptions: it turns out that shallow surface roots, not deep roots, are often the most important for phosphorus uptake — which has direct implications for tillage, fertiliser placement, and the design of intercropping systems.

BIOLOGICAL NITROGEN FIXATION

Giving Credit to the Bacteria

Long before humans invented the Haber-Bosch process, legumes had partnered with Rhizobium bacteria to fix atmospheric nitrogen directly into root nodules — for free. But how much nitrogen does a soybean or a groundnut crop actually fix? How much still needs to come from the soil? Without ^{15}N dilution and natural abundance techniques, these questions were largely guesswork.

Isotope-based methods now allow researchers to calculate biological nitrogen fixation (BNF) with genuine precision. In well-nodulated soybean under ideal conditions, BNF can supply 60–80% of the crop's nitrogen demand. In less-than-ideal field conditions — compacted soil, poor inoculant strains, drought — the number can drop below 20%. Knowing this helps breeders select better-nodulating varieties and helps agronomists design inoculation programmes that actually work. For smallholder farmers across the tropics, optimising BNF can mean the difference between profit and loss without any purchased fertiliser.

SOIL ORGANIC MATTER

Carbon's Long Journey Underground

One of the most urgent questions in contemporary agriculture is also one of the most fundamental: when a farmer ploughs in a cover crop or adds compost, how much of that carbon is genuinely sequestered in stable soil organic matter, and how much simply respires back to the atmosphere within a season? The answer has enormous implications for climate change mitigation strategies.

Carbon-13 and Carbon-14 tracers have been central to unravelling this puzzle. By labelling crop residues or root exudates with ^{13}C and tracking its fate over months and years, researchers have established that most freshly added carbon is rapidly mineralised — perhaps 70–80% within the first year. What remains and persists for decades is predominantly carbon that has been physically protected within soil aggregates or chemically bound to mineral surfaces. This understanding has reshaped recommendations for organic matter management: it is not simply a matter of adding more biomass, but of adding it in forms and contexts that promote stable association with soil minerals (Siyal *et al*., 2022).

MUTATION BREEDING

Peaceful Radiation: Growing Better Varieties

Not all nuclear agriculture involves tracer work. Gamma rays and X-rays from radioactive sources have been used since the 1950s to induce mutations in crop seeds — essentially accelerating the natural mutation process that underpins evolution. Unlike genetic modification, mutation breeding introduces no foreign DNA; it simply reshuffles existing genetic material, and breeders select the rare beneficial variants that emerge.

The results, recorded in the FAO/IAEA Mutant Variety Database, are striking: over 3,400 officially released mutant varieties in more than 200 plant species worldwide. These include the semi-dwarf rice varieties that helped fuel Asia's Green Revolution, high-yielding durum wheat varieties across North Africa, and drought-tolerant groundnut lines still grown across semi-arid India. Closer to home for Tamil Nadu farmers, mutation breeding has contributed improved varieties of sesame, sorghum, and blackgram that are grown commercially today.

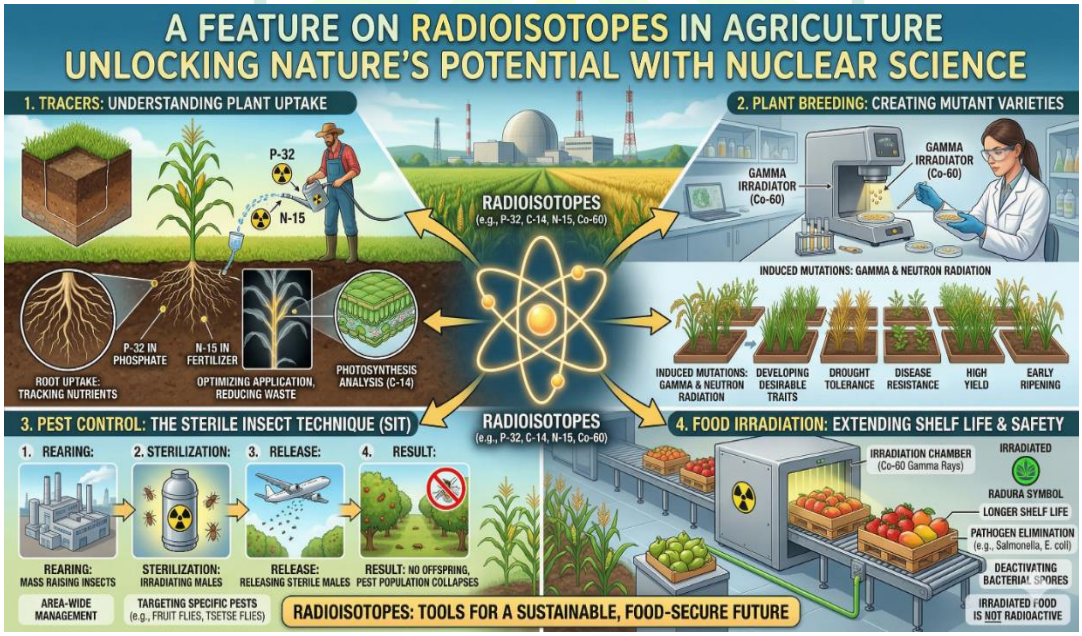

FOOD SAFETY

Irradiation: The Most Misunderstood Technology in Food

Food irradiation — exposing harvested produce to controlled doses of gamma or electron-beam radiation — consistently ranks among the most evidence-supported but publicly misunderstood agricultural technologies. Approved by the WHO, FAO, IAEA, and food safety authorities in over 60 countries, irradiation can eliminate Salmonella, E. coli, and other pathogens from spices, meat, and fresh produce without making the food radioactive or significantly altering its nutritional profile (Pourjafar, 2017).

For a country like India, where post-harvest losses in fruits, vegetables, and spices remain economically devastating, irradiation offers a non-chemical alternative to fumigants for extending shelf life and meeting export phytosanitary requirements. The science is unambiguous; the obstacle is public perception — a challenge that is, in large part, a communication problem, not a safety one.

"The same nuclear science that produced weapons of mass destruction was redirected, within a decade, toward understanding how plants feed themselves."

— History of Nuclear Agricultural Science

WATER & ENVIRONMENT

Tracing Water Where No Probe Can Follow

Tritium (^3H) and deuterium (^2H) have become indispensable tools for hydrologists trying to understand how water moves through agricultural catchments — from rainfall, through the soil profile, into crops, and eventually to rivers or aquifers. By measuring isotopic ratios in rainfall, soil water, and stream water simultaneously, scientists can determine what fraction of a river's flow during a storm event is "new" rainfall versus "old" pre-event water displaced from soil storage.

In water-stressed agricultural regions like peninsular India, isotope hydrology has helped quantify the real recharge rates of overexploited aquifers — information that is essential for sustainable groundwater management but extraordinarily difficult to obtain by any other method.

THE FUTURE

From the Laboratory to the Living Soil

The next frontier for agricultural radioisotope science is integration — combining isotope tracing with molecular biology, remote sensing, and machine learning to build quantitative models of the entire soil–plant–atmosphere system. Researchers are already combining ^{15}N and ^{13}C tracing with metagenomic sequencing to understand precisely which microbial communities drive nitrogen transformation under different management regimes. For the ordinary farmer, none of this requires handling any radioactive material. The atoms are handled in equipped laboratories; what arrives on the farm is the knowledge — in the form of better fertiliser recommendations, improved varieties, and evidence-based guidance on practices that genuinely work. In this sense, radioisotope science is already on every farm that uses modern crop varieties or soil test-based fertiliser recommendations. The atoms did their work quietly, in laboratories many kilometres away, and the harvests are richer for it.

REFERENCES

Neupane, B., Antonious, G. F., Nzaramyimana, T., Acharya, S., Oli, D., Nepal, A., ... & Makumbe, H. H. (2025). Advancement in agriculture through radioisotopes: Current context, challenges and future directions. *Journal of Agriculture and Food Research*, *21*, 101966.

Siyal, A. L., Hossain, A., Siyal, F. K., Jatt, T., & Iram, S. (2022). Use of radioisotopes to produce high yielding crops in order to increase agricultural production. Chemistry Proceedings, 10(1), 86.

Pourjafar, M. (2017). Radioisotopes in agricultural industry. *IRA International Journal of Technology & Engineering (ISSN 2455-4480)*, *8*(3), 39-43.

INNOVATIVE AGRICULTURE
www.innovativeagriculture.in
ISSN : 3048 - 989X

Climate Resilient Agriculture: Adaptation and Mitigation Strategies with Special Reference to Agricultural Extension

[1]Kamlesh Haritwal, [2]Dr. Manmeet Kaur, [3] Dr. R. K. Verma, [4]Dr. Subhash Chandra, [2]Dr. A. K. Jhajharia, [1]Ankita Khakhal, [1]Jaipal, [1]Sumesh Sharma

[1]Research Scholar, Department of Agricultural Extension and Communication, Swami Keshwanand Rajasthan Agricultural University, Bikaner- 334006, Rajasthan, India
[2]Assistant professor, Department of Agricultural Extension and Communication, SKRAU, Bikaner
[3]Prof. and Head, Department of Agricultural Extension and Communication, Swami Keshwanand Rajasthan Agricultural University, Bikaner- 334006, Rajasthan, India
[4]Retd. Prof. Department of Agricultural Extension and Communication, Swami Keshwanand Rajasthan Agricultural University, Bikaner- 334006, Rajasthan, India
Corresponding Mail: Kamlesh Haritwal

Introduction

Climate change has become one of the most pressing challenges confronting global agriculture, particularly in developing countries like India where farming is highly dependent on climatic conditions. Increasing temperatures, erratic rainfall patterns, frequent droughts and floods and the rising incidence of extreme weather events have significantly affected agricultural productivity and rural livelihoods. These changes threaten food security and the sustainability of farming systems. In this context, Climate Resilient Agriculture (CRA) has emerged as an essential approach aimed at enhancing the capacity of agricultural systems to absorb climatic shocks, adapt to changing conditions, and maintain productivity over time. Climate Resilient Agriculture integrates adaptation and mitigation strategies to address climate variability and reduce the environmental footprint of agriculture. Agricultural extension plays a critical role in this transformation by acting as a vital link between scientific research and farmers. Extension services help in translating climate knowledge into practical solutions, enabling farmers to make informed decisions and adopt resilient farming practices.

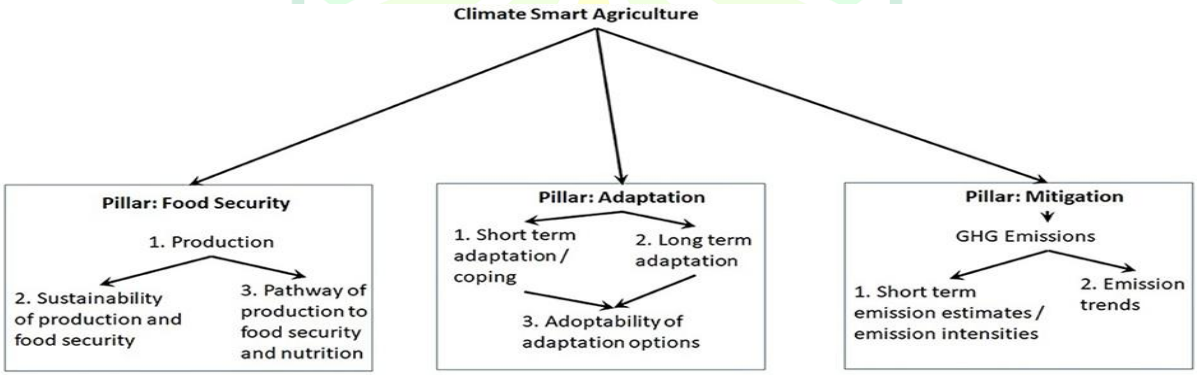

Concept and Importance of Climate Resilient Agriculture

Climate Resilient Agriculture is a holistic approach that seeks to ensure sustainable agricultural production while minimizing vulnerability to climate change. It emphasizes increasing productivity, enhancing adaptive capacity, and reducing greenhouse gas emissions. The concept is particularly important for small and marginal farmers who are most vulnerable to climate risks due to limited resources and adaptive capacity.

The importance of CRA lies in its ability to address both immediate and long-term challenges. It helps farmers cope with current climate variability while also preparing them for future uncertainties. By promoting efficient resource use and sustainable practices, CRA contributes to environmental conservation and long-term

agricultural sustainability. In regions such as Rajasthan, where agriculture is predominantly rainfed and prone to drought, climate resilience is crucial for ensuring livelihood security.

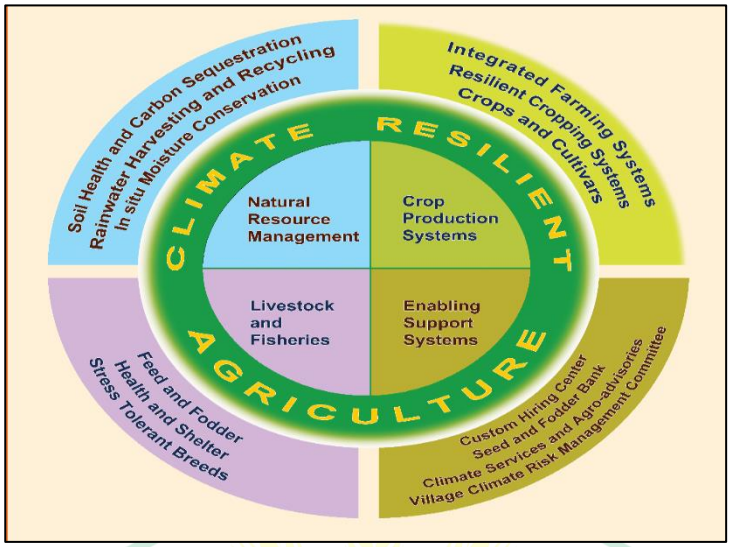

Impact of Climate Change on Agriculture

The impact of climate change on agriculture is multifaceted and varies across regions. Rising temperatures adversely affect crop growth by shortening the growing period and increasing evapotranspiration, which leads to moisture stress. Irregular rainfall patterns result in either water scarcity or excessive flooding, both of which can severely damage crops. Extreme weather events such as heatwaves, cyclones and unseasonal rains have become more frequent, causing significant yield losses.

Additionally, climate change influences the occurrence of pests and diseases, often leading to new outbreaks that further threaten crop production. Soil health is also affected due to increased erosion and degradation, while water resources are becoming increasingly scarce. These challenges highlight the urgent need for adopting climate-resilient practices in agriculture.

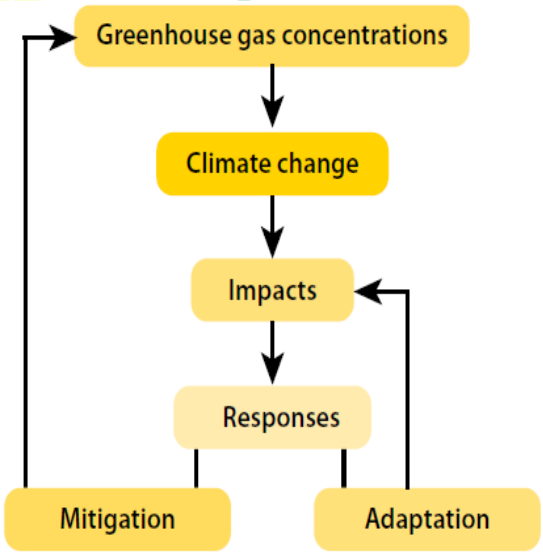

Adaptation Strategies in Climate Resilient Agriculture

Adaptation strategies are designed to reduce the vulnerability of agricultural systems to climate change and enhance their resilience. One of the key approaches is crop diversification, which involves growing a variety of crops to spread risk and ensure stable income. The adoption of improved crop varieties that are tolerant to drought, heat, and salinity is another important strategy that helps farmers cope with adverse conditions.

Efficient water management is critical in climate-resilient agriculture, especially in arid and semi-arid regions. Techniques such as rainwater harvesting, micro-irrigation and proper irrigation scheduling help in optimizing water use and reducing wastage. Soil health management is equally important as healthy soils enhance water retention and nutrient availability. Practices such as conservation agriculture, organic farming, and integrated nutrient management contribute to improving soil quality.

Another important adaptation measure is the adjustment of cropping calendars to align with changing weather patterns. Farmers are encouraged to modify sowing dates and adopt climate-smart agronomic practices to minimize risks. Agroforestry systems, which integrate trees with crops and livestock also play a significant role in enhancing resilience by providing additional income and improving the microclimate.

The use of information and communication technologies (ICTs) has become increasingly important in supporting adaptation. Weather-based agro-advisory services provide timely information on weather conditions, enabling farmers to take preventive measures and make better decisions. These services are particularly effective when delivered through mobile phones and digital platforms.

Mitigation Strategies in Agriculture

Mitigation strategies in agriculture aim to reduce greenhouse gas emissions and enhance carbon sequestration. One of the primary approaches is improving the efficiency of input use, particularly fertilizers. Balanced and judicious use of fertilizers helps in reducing nitrous oxide emissions, which are a major contributor to global warming. Precision farming techniques further enhance input efficiency and minimize environmental impact.

Carbon sequestration is another important mitigation strategy, which involves capturing and storing carbon in soils and vegetation. Practices such as agroforestry, afforestation and the use of organic manures increase soil organic carbon and contribute to climate change mitigation. Conservation agriculture, which includes minimum tillage and crop residue management, also plays a crucial role in reducing carbon emissions.

Livestock management is an important component of mitigation in agriculture. Improved feeding practices and scientific manure management can significantly reduce methane emissions from livestock. The adoption of renewable energy sources such as solar-powered irrigation systems and biogas plants further helps in reducing dependence on fossil fuels and lowering emissions.

Role of Agricultural Extension in Promoting Climate Resilient Agriculture

Agricultural extension serves as a key driver in promoting climate-resilient agriculture by facilitating the transfer of knowledge and technologies to farmers. Extension agents play a crucial role in raising awareness about climate change and its impacts, as well as educating farmers on adaptation and mitigation strategies. Through training programs, demonstrations, and farmer field schools, extension services build the capacity of farmers to adopt climate-smart practices.

The integration of ICT tools in extension services has significantly enhanced their reach and effectiveness. Mobile-based advisory services, social media platforms, and digital applications enable the dissemination of real-time information on weather, crop management, and market trends. Extension systems also act as facilitators by linking farmers with research institutions, government agencies, and other stakeholders.

Furthermore, extension services contribute to strengthening farmer institutions such as Farmer Producer Organizations (FPOs), which enhance collective action and resource management. They also play an important role in promoting risk management strategies, including crop insurance and contingency planning. By fostering participatory approaches, extension systems ensure that farmers are actively involved in decision-making processes and the adoption of new technologies.

Challenges and Way Forward

Despite the potential benefits of climate-resilient agriculture, several challenges hinder its widespread adoption. Limited awareness among farmers, inadequate extension infrastructure, and lack of access to climate-resilient technologies are major constraints. Financial limitations and weak institutional coordination further complicate the situation.

To overcome these challenges, it is essential to strengthen agricultural extension systems by integrating climate education into extension programs and promoting the use of digital technologies. Public-private partnerships should be encouraged to enhance resource availability and service delivery. There is also a need to develop location-specific solutions that address the unique challenges faced by different regions.

Conclusion

Climate Resilient Agriculture is a vital approach for ensuring sustainable agricultural development in the face of climate change. By integrating adaptation and mitigation strategies, it helps in maintaining productivity while reducing environmental impact. Agricultural extension plays a central role in this process by empowering farmers with knowledge, skills, and resources. Strengthening extension services and promoting innovative approaches will be key to building a resilient and sustainable agricultural sector in India

INNOVATIVE AGRICULTURE
www.innovativeagriculture.in
ISSN : 3048 - 989X

Shrimp Hepatopancreas-on-a-Chip: A Revolutionary Tool for Aquaculture Health and Disease Research

J.G. Jerlin Mol[1], S.A. Raj Vasanth [2], Arumugam Uma [3]

[1]Department of Aquatic Animal Health Management, Tamil Nadu Dr. J. Jayalalithaa Fisheries University, Dr. M.G.R. Fisheries College and Research Institute, Ponneri, Tamil Nadu 601 204, India
[2]Fisheries College and Research institute, Thoothukudi- 628008
[3]Directorate of Incubation and Vocational Training in Aquaculture, Tamil Nadu Dr. J. Jayalalithaa Fisheries University, Muttukadu, Kancheepuram, Tamil Nadu 603 112, India
Corresponding Author: J.G. Jerlin Mol

Abstract

The hepatopancreas is a vital organ in shrimp, playing central roles in digestion, nutrient absorption, metabolism, detoxification, and immune responses. Diseases affecting this organ, such as Acute Hepatopancreatic Necrosis Disease (AHPND) and *Enterocytozoon hepatopenaei* (EHP), have caused massive economic losses in global aquaculture. Traditional *in vivo* and *in vitro* models have limitations in replicating the complex microenvironment of the shrimp hepatopancreas. In this context, organ-on-a-chip technology emerges as an innovative and promising platform. Shrimp hepatopancreas-on-a-chip integrates microfluidics, tissue engineering, and cell biology to simulate physiological conditions in a controlled environment. This article explores the structure and function of the shrimp hepatopancreas, limitations of conventional research models, principles of organ-on-a-chip systems, and the development, applications, and future prospects of hepatopancreas-on-a-chip technology in aquaculture research.

Keywords

Organ-on-a-chip, microfluidics, aquaculture disease, in vitro model, shrimp immunity, toxicology

Introduction

Shrimp aquaculture is one of the fastest-growing sectors in global food production, contributing significantly to food security and economic development. However, disease outbreaks remain a major bottleneck, often leading to severe production losses. Among the organs affected, the hepatopancreas is particularly critical due to its multifunctional role in maintaining shrimp health. It is the primary site for digestion, nutrient storage, detoxification, and immune responses (Liu et al., 2014)

Despite its importance, studying the shrimp hepatopancreas *in vivo* presents challenges due to variability, ethical considerations, and environmental influences. Conventional cell culture systems also fail to replicate the complexity of tissue architecture and dynamic physiological conditions. To overcome these limitations, researchers have turned to advanced bioengineering technologies, particularly organ-on-a-chip systems. Shrimp hepatopancreas-on-a-chip represents a cutting-edge approach that mimics the structure and function of the hepatopancreas in a micro engineered environment. This technology holds immense potential for studying disease mechanisms, host-pathogen interactions, drug screening, and environmental toxicology in aquaculture.

Structure and Function of the Shrimp Hepatopancreas

The hepatopancreas in shrimp is a tubular, highly branched organ located in the cephalothorax. It consists of numerous blind-ending tubules lined with epithelial cells that perform specialized functions. The major cell types include E-cells (embryonic cells), F-cells (fibrillar cells), B-cells (blister-like cells), and R-cells (resorptive cells). Each cell type contributes uniquely to digestion, absorption, enzyme secretion, and nutrient storage. Functionally, the hepatopancreas acts as both liver and pancreas analogues in vertebrates. It secretes digestive enzymes such as proteases, lipases, and amylases, facilitating the breakdown of proteins, lipids, and carbohydrates. It also plays a significant role in detoxification by metabolizing xenobiotics and harmful substances (Kondo et al., 2015).

Additionally, the hepatopancreas is a key immune organ. It produces antimicrobial peptides, participates in oxidative stress responses, and interacts with circulating haemocytes to mount defense mechanisms. Due to these

diverse roles, any pathological alteration in the hepatopancreas can severely affect shrimp survival and productivity.

Major Diseases Affecting the Hepatopancreas

Several diseases specifically target the hepatopancreas, leading to structural and functional impairments. Among them, AHPND, caused by *Vibrio parahaemolyticus*, is characterized by massive sloughing of epithelial cells and rapid mortality. Similarly, EHP infection leads to microsporidian infestation, resulting in growth retardation and reduced productivity. Other conditions such as White Feces Syndrome (WFS) and hepatopancreatic microsporidiosis also compromise the integrity of this organ. These diseases often involve complex interactions between pathogens, host immunity, and environmental factors, making them difficult to study using traditional approaches (Restrepo et al., 2018)

Limitations of Conventional Research Models

Traditional *in vivo* studies using shrimp models provide valuable insights but are often influenced by environmental variability, genetic differences, and ethical concerns. Maintaining controlled experimental conditions is challenging, and large sample sizes are required to achieve statistical significance. On the other hand, conventional *in vitro* cell culture systems lack the three-dimensional architecture and dynamic microenvironment of the hepatopancreas. Cells grown in static conditions do not exhibit natural physiological behavior, limiting their usefulness in studying complex processes such as pathogen invasion and immune responses. These limitations necessitate the development of more advanced and physiologically relevant models, paving the way for organ-on-a-chip technology (Elgendy et al.,2005)

Concept of Organ-on-a-Chip Technology

Organ-on-a-chip is a microfluidic device that simulates the structure and function of living organs. It consists of microchannels lined with living cells, through which fluids flow to mimic blood circulation and nutrient exchange. These systems recreate mechanical forces, chemical gradients, and cell-cell interactions found in natural tissues. The integration of microengineering and biology allows researchers to observe real-time cellular responses under controlled conditions. Organ-on-a-chip platforms have been successfully developed for human organs such as the lung, liver, and gut, and are now being adapted for aquaculture species (Dong et al.,2017)

Design of Shrimp Hepatopancreas-on-a-Chip

The shrimp hepatopancreas-on-a-chip is designed to replicate the microarchitecture of hepatopancreatic tubules. It typically consists of microfluidic channels fabricated using biocompatible materials such as polydimethylsiloxane (PDMS). These channels are lined with primary hepatopancreatic cells or engineered cell lines. The device incorporates continuous fluid flow to mimic haemolymph circulation, ensuring the supply of nutrients and removal of waste products. Sensors can be integrated to monitor parameters such as pH, oxygen levels, and metabolic activity. Advanced designs may include multiple compartments to represent different cell types and their interactions. Three-dimensional scaffolds and extracellular matrix components are used to support cell attachment and maintain structural integrity.

Applications in Disease Research

- One of the most promising applications of hepatopancreas-on-a-chip is in studying shrimp diseases. The platform allows researchers to introduce pathogens such as *Vibrio* spp. or EHP spores and observe their interactions with host cells in real time.
- This approach provides valuable insights into infection mechanisms, including pathogen entry, replication, and host immune responses.
- It also enables the identification of virulence factors and host defense pathways, which are critical for developing effective disease management strategies (Tran et al.,2013)

Applications in Drug Screening and Therapeutics

- Hepatopancreas-on-a-chip systems can be used for high-throughput screening of antimicrobial agents, probiotics, and immunostimulants.
- By testing compounds in a controlled environment, researchers can evaluate their efficacy and toxicity before conducting in vivo trials.
- This reduces the need for extensive animal testing and accelerates the development of new therapeutics.

- Additionally, the platform can be used to study drug metabolism and detoxification processes in shrimp, providing insights into optimal dosing and safety.

Environmental Toxicology and Water Quality Assessment

- Aquaculture environments are often exposed to pollutants such as heavy metals, pesticides, and antibiotics. The hepatopancreas is particularly sensitive to these toxicants, making it an ideal target for toxicity studies.
- Hepatopancreas-on-a-chip can be used to assess the impact of environmental contaminants on shrimp health.
- By simulating exposure conditions, researchers can evaluate biochemical and cellular responses, including oxidative stress, enzyme activity, and tissue damage.
- This application is highly relevant for monitoring water quality and ensuring sustainable aquaculture practices.

Advantages of Hepatopancreas-on-a-Chip Technology

- Compared to traditional models, hepatopancreas-on-a-chip offers several advantages. It provides a physiologically relevant environment that closely mimics in vivo conditions.
- The system allows precise control over experimental variables, improving reproducibility and reliability.
- It also enables real-time monitoring of cellular responses, reducing the need for destructive sampling. Furthermore, the technology minimizes the use of live animals, addressing ethical concerns and reducing research costs (Zorriehzahra et al.,2015)

Challenges and Limitations

- Despite its potential, hepatopancreas-on-a-chip technology faces several challenges. Isolation and maintenance of primary shrimp hepatopancreatic cells remain difficult due to their sensitivity and limited lifespan.
- Developing stable cell lines is essential for long-term studies. Additionally, replicating the full complexity of the hepatopancreas, including immune interactions and systemic responses, is still a challenge.
- Technical expertise and high initial costs may also limit widespread adoption.

Future Perspectives

- The future of shrimp hepatopancreas-on-a-chip lies in integrating advanced technologies such as biosensors, artificial intelligence, and multi-organ systems.
- Combining hepatopancreas chips with gill or gut chips could provide a holistic understanding of shrimp physiology.
- Personalized aquaculture, where chips are designed based on specific shrimp species or environmental conditions, may become a reality.
- This would enable precise disease prediction, targeted treatments, and improved farm management practices.
- Collaboration between biologists, engineers, and aquaculture experts will be crucial for advancing this technology and translating it into practical applications.

Conclusion

Shrimp hepatopancreas-on-a-chip represents a transformative advancement in aquaculture research. By bridging the gap between *in vivo* and *in vitro* models, it provides a powerful platform for studying disease mechanisms, drug responses, and environmental impacts. Although challenges remain, continued innovation and interdisciplinary collaboration are expected to overcome these limitations. The adoption of this technology has the potential to revolutionize shrimp health management, enhance productivity, and ensure the sustainability of the aquaculture industry.

Reference

Liu L., Xiao J., Xia X., Pan Y., Yan S., Wang Y. Draft Genome Sequence of *Vibrio owensii* Strain SH-14, Which Causes Shrimp Acute Hepatopancreatic Necrosis Disease. Genome Announc. 2015;3: e01395-15.

Kondo H., Van P.T., Dang L.T., Hirono I. Draft Genome Sequence of Non-Vibrio parahaemolyticus Acute Hepatopancreatic Necrosis Disease Strain KC13.17.5, Isolated from Diseased Shrimp in Vietnam. Genome Announc. 2015;3: e00978-15.

Dong X., Wang H., Xie G., Zou P., Guo C., Liang Y., Huang J. An isolate of *Vibrio campbellii* carrying the pir (VP) gene causes acute hepatopancreatic necrosis disease. Emerg. Microbes Infect. 2017;6: e2.

Restrepo L., Bayot B., Arciniegas S., Bajana L., Betancourt I., Panchana F., Reyes Munoz A. PirVP genes causing AHPND identified in a new Vibrio species (*Vibrio punensis*) within the commensal Orientalis clade. Sci. Rep. 2018; 8:13080.

Elgendy M., Soliman W.S., Hassan H.A., Kenawy A.M., Liala A.M. Effect of Abrupt Environmental Deterioration on the Eruption of Vibriosis in Mari-Cultured Shrimp, Penaeus indicus, in Egypt. J. Fish. Aquat. Sci. 2005; 10:146–158.

Zorriehzahra M.J. Early Mortality Syndrome (EMS) as new Emerging Threat in Shrimp Industry. Adv. Anim. Vet. Sci. 2015; 3:64–72.

Tran L., Nunan L., Redman R.M., Mohney L.L., Pantoja C.R., Fitzsimmons K., Lightner D.V. Determination of the infectious nature of the agent of acute hepatopancreatic necrosis syndrome affecting penaeid shrimp. Dis. Aquat. Organ. 2013; 105:45–55.

INNOVATIVE AGRICULTURE
www.innovativeagriculture.in
ISSN : 3048 - 989X

Heat-Shock Proteins (HSPs) as Stress Biomarkers in Aquaculture: Indicators of Health, Resilience, and Environmental Adaptation

J.G. Jerlin Mol[1], J.G. Jenisha Mol[2], Arumugam Uma[3]

[1*]Department of Aquatic Animal Health Management, Tamil Nadu Dr. J. Jayalalithaa Fisheries University, Dr. M.G.R. Fisheries College and Research Institute, Ponneri, Tamil Nadu 601 204, India.
[2]St Devasahayam institute of fisheries science and technology, Amanattantheri, Kanyakumari district, Tamil Nadu 629166, India
[3]Directorate of Incubation and Vocational Training in Aquaculture, Tamil Nadu Dr. J. Jayalalithaa Fisheries University, Muttukadu, Kancheepuram, Tamil Nadu 603 112, India
Corresponding Author: J.G. Jerlin Mol

Abstract

Aquaculture systems are frequently exposed to a wide range of environmental and biological stressors, including temperature fluctuations, poor water quality, pathogens, and handling stress. These stressors can adversely affect the growth, immunity, and survival of cultured species. Heat-shock proteins (HSPs) are a group of highly conserved molecular chaperones that are rapidly synthesized in response to stress, playing crucial roles in protein folding, cellular protection, and stress tolerance. Due to their rapid and sensitive response, HSPs have emerged as reliable biomarkers for assessing stress and health status in aquatic organisms. This article provides a comprehensive overview of HSPs, their classification, mechanisms of action, induction under different stress conditions, and their applications as biomarkers in aquaculture. The potential of HSPs in disease management, environmental monitoring, and sustainable aquaculture practices is also discussed.

Keywords: Heat-shock proteins, stress biomarkers, aquaculture health, molecular chaperones, environmental stress, fish immunity

Introduction

Due to the poikilothermic nature of aquatic animals, minor changes in the environment might lead to stress in fish. Fish are often exposed to various environmental stressors, such as pathogens, toxic gases, trauma, temperature fluctuations, and hypoxia. These factors, often referred to as stressors or stress factors, hold significant importance in determining the sequence of events that unfolds after encountering adverse consequences such as microbial infections, toxic exposure, traumatic injury, radiation, or nutritional deficiencies. According to Selye's original definition from 1950, a normal metabolism is the objective that an animal strives to maintain or restore in the presence of chemical or physical stimuli. Easton further proposed that stress occurs when an environmental or associated factor pushes an animal's adaptive responses beyond its standard parameters or severely disrupts the animal's proper functioning, ultimately reducing the probability of survival (Roberts et al., 2010)

Aquaculture has become one of the most important sectors for global food production, contributing significantly to protein supply and economic development. However, the intensification of aquaculture practices has led to increased exposure of cultured organisms to various stressors. These stressors can compromise physiological functions, suppress immune responses, and increase susceptibility to diseases (Selye,1950). Understanding stress responses in aquatic organisms is essential for improving management strategies and ensuring sustainable production. Among the various indicators of stress, heat-shock proteins (HSPs) have gained considerable attention due to their rapid and sensitive expression under adverse conditions. Initially discovered in organisms exposed to elevated temperatures, HSPs are now known to respond to a wide range of stressors, making them valuable biomarkers in aquaculture research.

Overview of Heat-Shock Proteins

Heat-shock proteins are a group of conserved proteins found in all living organisms, from bacteria to humans. They are classified based on their molecular weight into families such as HSP27, HSP40, HSP60, HSP70, HSP90, and HSP100. Among these, HSP70 and HSP90 are the most widely studied in aquaculture species.

HSPs function primarily as molecular chaperones, assisting in the proper folding of newly synthesized proteins and the refolding of damaged proteins (Easton et al.,1987). They also prevent protein aggregation and facilitate the degradation of irreversibly damaged proteins. These functions are essential for maintaining cellular homeostasis, especially under stress conditions.

Mechanism of HSP Induction

The expression of HSPs is regulated by heat-shock factors (HSFs), which are transcription factors activated under stress conditions. In normal conditions, HSFs remain inactive in the cytoplasm. Upon exposure to stress, they become activated, translocate to the nucleus, and bind to heat-shock elements (HSEs) in the DNA, initiating the transcription of HSP genes (Pickering et al.,1988)

Once synthesized, HSPs interact with denatured or misfolded proteins, stabilizing them and preventing aggregation. This process helps cells recover from stress and maintain functional integrity. The rapid induction of HSPs makes them ideal early indicators of cellular stress.

Types of Stress Affecting Aquatic Organisms

- Aquatic organisms are exposed to various types of stress that can induce HSP expression. Temperature stress is one of the most common, particularly in tropical aquaculture systems where sudden fluctuations can occur. Both heat and cold stress can trigger HSP production.
- Water quality parameters such as dissolved oxygen, ammonia, pH, and salinity also play critical roles. Poor water quality can lead to oxidative stress and metabolic disturbances, resulting in increased HSP expression (Wedemeyer et al.,1997)
- Handling stress, including transportation, stocking, and grading, can cause physical and physiological stress. Additionally, exposure to pollutants such as heavy metals, pesticides, and antibiotics can induce HSPs as part of the detoxification response.
- Pathogen infections, including bacterial, viral, and parasitic diseases, also stimulate HSP production as part of the immune response.

Important HSP Families in Aquatic Species

1. **HSP70 Family:** The most extensively studied family, highly induced by thermal stress.
2. **HSP90 Family:** Often associated with stress responses in organs such as the liver, brain, and heart, as seen in pufferfish studies.
3. **Small HSPs (sHSPs):** These act as primary molecular chaperones, particularly active in muscle tissue under mechanical stress.

HSPs in Fish and Shrimp Physiology

- In fish and shrimp, HSPs are expressed in various tissues, including gills, liver, hepatopancreas, muscle, and haemocytes. Their expression levels vary depending on the type and intensity of stress.
- In shrimp, the hepatopancreas is a key organ where HSP expression is closely linked to metabolic and immune functions. In fish, the liver and gills are major sites of HSP activity, reflecting their roles in detoxification and environmental interaction.
- HSPs also play a role in development and reproduction, ensuring proper protein function during critical physiological processes.

HSP70 as a Key Stress Biomarker

- HSP70 is one of the most widely studied stress proteins in aquaculture. It is highly inducible and responds rapidly to various stressors. Increased HSP70 expression is often associated with enhanced stress tolerance and survival (Sumpter et al., 1997)
- In fish and shrimp, HSP70 levels have been used to assess the impact of temperature changes, water quality deterioration, and pathogen exposure. Its expression can be measured using techniques such as PCR, Western blotting, and ELISA.

- Due to its sensitivity and reliability, HSP70 is considered a primary biomarker for stress assessment in aquaculture.

HSP90 and Other HSP Families

- HSP90 is another important chaperone involved in protein stabilization and signal transduction. It plays a role in maintaining the function of key regulatory proteins and is involved in immune responses.
- Other HSP families, such as HSP60 and small HSPs (e.g., HSP27), also contribute to stress tolerance by protecting mitochondrial function and preventing protein aggregation.
- The combined analysis of multiple HSPs provides a more comprehensive understanding of stress responses in aquatic organisms.

Role of HSPs in Immune Response

- HSPs are closely linked to the immune system. They can act as signalling molecules, activating immune pathways and enhancing the production of antimicrobial peptides. HSPs also interact with immune cells, improving pathogen recognition and clearance.
- In shrimp, HSP expression is associated with increased resistance to diseases such as AHPND and viral infections. In fish, HSPs contribute to both innate and adaptive immunity.

Applications in Aquaculture

- HSPs have numerous applications in aquaculture. They are used as biomarkers for monitoring environmental stress and assessing the health status of cultured organisms. HSP levels can indicate sub-lethal stress conditions before visible symptoms appear (Locke et al.,1997)
- They are also used in selective breeding programs to identify stress-resistant strains. Additionally, HSPs are valuable tools in toxicological studies, helping evaluate the impact of pollutants on aquatic organisms

Use in Disease Management

- Monitoring HSP expression can aid in early disease detection and prevention. Elevated HSP levels may indicate pathogen exposure, allowing timely intervention.
- HSPs can also be targeted in immunostimulant and vaccine development to enhance disease resistance. Understanding HSP-mediated immune responses can lead to improved health management strategies (Srivastava,2008)

Environmental Monitoring

- HSPs serve as sensitive indicators of environmental changes. They can be used to monitor the effects of climate change, pollution, and habitat degradation on aquatic ecosystems.
- Regular monitoring of HSP levels in cultured species can help maintain optimal farming conditions and prevent stress-related losses.

Advantages of Using HSPs as Biomarkers

- HSPs offer several advantages as stress biomarkers.
- They are highly sensitive and respond quickly to stress. Their expression is measurable using standard molecular techniques, making them practical for research and diagnostics.
- They provide early warning signals of stress, allowing proactive management. Additionally, their conserved nature enables cross-species comparisons.

Challenges and Limitations

- Despite their advantages, there are challenges in using HSPs as biomarkers. Their expression can vary depending on species, tissue, and environmental conditions. Standardization of methods is required for accurate interpretation.
- Additionally, HSP expression may not always distinguish between different types of stress, requiring complementary indicators for comprehensive analysis

Conclusion

Heat-shock proteins are powerful biomarkers for assessing stress and health in aquaculture systems. Their ability to respond rapidly to a wide range of stressors makes them valuable tools for improving management practices and ensuring sustainable production. Although challenges remain, continued research and technological

advancements are expected to expand their applications. The integration of HSP-based monitoring into aquaculture practices holds great promise for enhancing resilience, productivity, and environmental sustainability.

Reference

Roberts R.J., Agius C., Saliba C., Bossier P., Sung Y.Y. Heat shock proteins (chaperones) in fish and shellfish and their potential role in relation to fish health: A review. J. Fish Dis. 2010; 33:789–801.

Selye H. Stress. Acta; Montreal, QC, Canada: 1950.

Easton D.P., Rutledge P.S., Spotila J.R. Heat shock protein induction and induced thermal tolerance are independent in adult salamanders. J. Exp. Zool. 1987; 241:263–267.

Pickering K.E., Dickerson R.R., Huffman G.J., Boatman J.F., Schanot A. Trace gas transport in the vicinity of frontal convective clouds. J. Geophys. Res. Atmos. 1988; 93:759.

Sumpter J.P. Fish Stress and Health in Aquaculture. Volume 819. Cambridge University Press; Cambridge, UK: 1997. The endocrinology of stress; pp. 95–118

Wedemeyer G.A. Fish Stress and Health in Aquaculture. Cambridge University Press; Cambridge, UK: 1997. Effects of rearing conditions on the health and physiological quality of fish in intensive culture; pp. 35–71.

Locke M. The cellular stress response to exercise: Role of stress proteins. Exerc. Sport Sci. Rev. 1997; 25:105–136.

Srivastava P.K. New Jobs for Ancient Chaperones. Sci. Am. 2008; 299:50–55.

INNOVATIVE AGRICULTURE
www.innovativeagriculture.in
ISSN : 3048 - 989X

POST-HARVEST TECHNOLOGY AND VALUE ADDITION OF CASHEW

Saraswathi. S[1] and Shalini. K[1]

[1]4th Year B. Sc (Hons) Agriculture Student, JKK Munirajah College of Agricultural Science, Erode, Tamil Nadu
Corresponding Author: Saraswathi. S

Abstract

India is one of the top growers and exporters of cashews (*Anacardium occidentale* L.), a tropical crop of significant commercial value that is grown extensively in Asia, Africa, and South America. Despite its economic importance, significant post-harvest losses happen at many phases, from harvesting and drying to processing and storage, because to poor infrastructure, ineffective processing techniques, and a lack of adoption of suitable technology. With a focus on reducing kernel damage and increasing recovery efficiency, this paper examines the main post-harvest processes involved in cashew processing, including harvesting methods, steam cooking, shelling, peeling, grading, and packaging. Value-added goods made from the cashew kernel and cashew apple—a very nutritious but mostly unutilized pseudofruit—are given special consideration. The manufacturing of cashew nut shell liquid (CNSL) and its industrial uses, cashew apple juice, jam, candies, wine, vinegar, and ready-to-eat snack items are among the value addition techniques covered. It also looks at how contemporary processing techniques like vacuum packaging, controlled environment storage, and automated shelling might improve product quality and prolong shelf life. There are potential to develop the cashew value chain through technology transfer, entrepreneurship, and governmental support, as well as challenges such post-harvest losses, poor quality control, insufficient processing capacity, and inadequate market linkages. It is concluded that farmers and processors can greatly increase their financial returns while cutting waste and enhancing food security through the methodical use of enhanced post-harvest technologies and varied value addition.

Introduction:

Originally from northeastern Brazil, cashews (Anacardium occidentale L.) are now grown across tropical Asia, Africa, and Latin America. The top producers in the world are Tanzania, Mozambique, Vietnam, Ivory Coast, and India. India is the world's top exporter of processed kernels and processes over half of the world's raw cashew nuts (RCN). The cashew plant is special because it yields two commercially useful items from a single fruit: the cashew apple (the inflated peduncle or pseudofruit) and the cashew nut (botanical seed) carried outside the fruit. Even though apples are eight to ten times heavier than nuts, more than 90% of them are thrown away in the majority of producing nations, which is one of agriculture's biggest unrealized potential for value addition.From the time of harvest to the point of final consumption, post-harvest technology includes every step of the process, including drying, grading, processing, storage, packing, and transformation into goods with additional value. Reducing losses, increasing farmer income, and maintaining quality all depend on effective post-harvest management.

Structure of the Cashew Fruit:

- The enlarged, meaty, yellow or red peduncle of a cashew apple (pseudofruit). Rich in tannins, carbohydrates, and vitamin C (five times more than citrus). only lasts 24 to 48 hours after harvest, making it extremely perishable.
- Cashew nut (real fruit): A drupe that resembles a kidney and is affixed to the apple's tip. has the following components: (a) the outer shell (testa/pericarp); (b) the Cashew Nut Shell Liquid (CNSL) layer inside the shell; (c) the kernel (edible section inside); and (d) the testa (thin inner skin covering the kernel).
- Shell composition: inner shell: hard liner encircling the kernel; outer shell: hard woody layer; mesocarp (honeycomb layer): contains CNSL (20–25% of shell weight).

Harvesting:

2. Maturity indices:

About 60 to 70 days after flowering, cashew nuts are ready to be harvested. Among the maturity indicators are:

- Depending on the kind, apples can turn yellow, orange, or red.
- Natural abscission: When the nut is ripe, it falls to the ground.
- The apple's peduncle swells and gets fragrant.
- The nut shell becomes grey-brown instead of green.

3. Harvesting methods:

Gathering fallen nuts from the ground is the traditional method of harvesting. This increases exposure to soil fungus, insects, and dampness even though it is labor-efficient. In order to minimize mechanical damage and microbiological contamination, it is advised to carefully twist the nuts off the apple by hand while it is just starting to color. Large orchards require harvesting instruments like picking hooks with long handles. The apple is less stressed by heat when harvested early in the morning.

4. Post harvest losses at harvest:

At this point, mechanical damage, bird and insect attacks, early fungal contamination, and delayed collection might result in losses of 10–15%. The first crucial control elements are timely collection and good harvesting techniques (GAP).

5. Separation of apple and nut:

The nut is extracted from the apple as soon as it is harvested. Quick separation is crucial since the nut needs different handling conditions and the apple is extremely perishable. Large-scale businesses have access to mechanical separators. After that, the nut is treated, and the apple is either eaten raw or rapidly processed. Apple fermentation and moisture transfer to the nut shell result from a delay in separation.

Post harvest handling of the cashew nuts:

1. Drying:

Freshly split nuts have 25–30% moisture and are very vulnerable to the growth of aflatoxin and mold (Aspergillus spp.). The most important post-harvest procedure is drying to a safe moisture content of 8–10% (wet basis).

- Sun drying: Spread nuts on spotless concrete floors or elevated platforms in thin layers, one nut deep. Every two to four hours, turn. For two to three days in bright sunshine. inexpensive yet weather-dependent.
- Mechanical drying: 40–50°C hot air dryers with cross-flow or through-flow. Largescale activities can benefit from its speed and weather independence. prevents overdrying (kernel brittleness is caused by less than 6% MC).
- Solar tunnel dryers: common in small-scale processing facilities, this intermediate technology combines solar energy with forced air.

When shelling, over-dried nuts (less than 6% MC) become brittle and produce more cracked kernels. Mold grows on under-dried nuts. For quality control, moisture meters ought to be utilized at intake.

2. Cleaning and sorting:

Rotating drum cleaners, air classifiers, and vibrating screens are used to remove foreign objects (stones, sand, and sticks) from dried nuts. Next, sieve graders or belt graders are used to sort the nuts by size. When shelling, uniform size minimizes breakage.

3. Graded of Raw cashew nuts (RCN):

International commerce in raw cashew nuts is based on outturn, or the weight of kernel obtained per 80 kg of RCN. Typical RCN grades:

Grade	Kernel outtern (kg/80 kg RCN)	Description	Export value
Premium	>50	Long, Uniform nuts	Highest
Grade 1	46-50	Good quality	High
Grade 2	42-46	Average quality	Medium
Grade 3	<42	Small / damaged	Low

4. Storage of raw cashew nuts:

Kernel quality is preserved through proper storage until processing. Important requirements:

- Temperature: < 25°C (well-ventilated, cool godowns)
- 65–70% relative humidity: lower RH results in brittleness, whereas higher RH encourages mold.
- Storage containers: Polypropylene weaved sacks or traditional jute bags
- Stacking: Place wooden pallets away from walls, with a height of no more than ten bags.
- Duration: If the moisture content is kept between 8 and 10%, up to 12 months.
- Frequent examination for fungal growth and insect infestation (weevils).

Cashew nuts processing technology:

The main goal of cashew nut processing is to recover CNSL as a useful by-product while extracting the kernel intact (whole kernels fetch a 30–40% premium over cracked kernels).

1. Roasting /Steam treatment:

- Rotating a cylindrical drum over an open flame is known as drum roasting. Easy and inexpensive. It is not advised for CNSL recovery when it burns and is lost
- Open pan (trough) roasting: 180–200°C oil is used to heat nuts. This type of CNSL extraction is referred to as "technical CNSL" and is of lower quality than CNSL extracted using a solvent.
- Autoclaving, or steam treatment, is the preferred technique in contemporary plants. Nuts were autoclaved for 20 to 25 minutes at 4 to 6 kg/cm². produces high-quality CNSL; shells fracture uniformly for easy shelling; kernels are not thermally harmed.

2. Shelling:

The hard shell and kernel are separated via shelling. Two methods:

- Manual shelling: Skilled craftsmen strike along the lateral groove of the shell with a wooden block or mallet. yields the greatest percentage of whole kernels (90–95%). Due to the availability of labor, it is still prevalent in India.
- Mechanical shelling: Oltremare and other centrifugal shelling machines employ revolving paddles. 200–400 nuts per minute per machine is the throughput. Outturn for the entire kernel: 75–85%. Large manufacturers can use it, but the breakage rate is higher than with manual labor.

Protective gloves are required for workers who handle shelled nuts because leftover CNSL can cause contact dermatitis.

3. Drying of shelled nuts (Conditioning):

Nuts retain 6–8% MC after shelling. To reduce moisture to 3–4% and relax the testa for easier peeling, they are spread out in trays in conditioning chambers kept at 65–70°C for 4–6 hours.

4. Peeling (testa removal):

For the white cashew kernel, the papery inner skin (testa or pellicle) needs to be removed. Techniques:

- Dry heat peeling: After conditioning, nuts are either manually peeled or run through rubber roller-equipped peeling equipment.
- Humidification peeling: To loosen the testa, nuts are momentarily humidified using steam or a damp towel before being peeled. less fragmentation and kinder to kernels.
- Manual peeling: The testa is meticulously stripped by female employees using thin bamboo or plastic peeling rods. predominant in cottage-scale processing in India.

5. Grading of kernals:

AIOCA (Association of Indian Cashew Industry and Trade) and international standards are used to evaluate peeled kernels based on size, color, and integrity:

Grade	Description	Count (kernals/lb)	Premium
W-180	White whole - jumbo	≤ 180	Highest
W-210	White whole -Super large	181-210	Very high
W-240	White whole - large	211-240	High
W-320	White whole - Standard	281-320	Medium high
W-450	White whole-Small	401-450	Medium
S(splits)	Two equal halves	-	Lower
B(Butts)	Large broken pieces	-	Lower
P(Pieces)	Broken various size	-	Lowest
BB(Baby bits)	Very small fragments	-	Lowest

6. Quality control parameters:

Kernels are examined for the following before being packaged and exported:

- Maximum moisture content of 5% (w.b.)
- Kernel color: pale ivory (SW), light ivory (SSW), white to ivory (WSSW grade); burned kernels are devalued
- Aflatoxin B1: 10 ppb (Codex Alimentarius); maximum 5 ppb (EU).
- Foreign material: none
- Export tolerance for insect damage is zero.
- Rancidity (free fatty acids and peroxide value): Inspected in processed goods.

7. Packaging:

Due to their high unsaturated lipid content and high susceptibility to oxidative rancidity, cashew kernels need to be packed in oxygen-proof and moisture-proof containers. Typical export packaging

- Nitrogen-flushed or vacuum-sealed tin cans (400 g, 450 g, and 1 kg). 18–24 months at room temperature is the shelf life.
- Nitrogen-flushed aluminum pouches (100–200 g) are widely used in retail settings.
- The market for consumer packs with ziploc resealable pouches is expanding.
- Master cartons: 25 kg boxes made of corrugated fiberboard that are lined with poly film that resists moisture for export.

Cashew nuts shell liquid (CNSL):

1. Composition and properties:

The mesocarp, or honeycomb layer, of the cashew nut shell contains CNSL, a naturally occurring phenolic liquid. It makes up 20–25% of the shell weight, or roughly 200–250 g/kg of RCN. CNSL is an important agricultural by-product with significant economic value and one of the few naturally occurring phenols that can be found in substantial amounts.

2. Major components of raw (technical) CNSL:

- Anacardic acid (60–65%): biologically active; antifungal and antibacterial.
- Cardol (15–20%): skin irritant and vesicant (blistering) agent.
- Cardanol (5–10% in raw CNSL; main component after heating): precursor to industrial phenolic resin.
- Methylcardol (minimal amount)

Anacardic acid decarboxylates to cardanol when heated (during drum roasting), increasing the amount of cardanol in heat-processed CNSL (technical CNSL).

3. CNSL Extraction Methods:

- Open pan extraction: CNSL is released and collected after nuts are roasted in an oil bath. inferior quality.
- Mechanical pressing (cold press): After shelling, the shell is crushed in an expeller to produce premium CNSL that is high in anacardic acid.
- Solvent extraction: CNSL is extracted from shell powder using hexane or acetone. Used in medicinal applications, it produces the purest CNSL at a greater cost.

Post-Harvest Handling and Value Addition of Cashew Apple:

1. Importance and Current Utilisation:

The most underutilized portion of the cashew plant is the cashew apple (pseudo-fruit). Eight to ten kilograms of apples are produced for every kilogram of raw cashew nuts. Over 90% of apples are thrown away in the field in the majority of producing nations, resulting in a significant loss of food, nutrition, and income.

The apple has a lot of nutrients. For every 100 grams of fresh weight, its composition consists of:

Nutrient	Value per 100 g
Moisture	85-90%
Total sugars	7–10 g
Vitamin C (Ascorbic acid)	200–300 mg (5× that of orange)
Calcium	4–6 mg
Iron	0.2–0.4 mg
Tannins	0.1–0.6 g (astringency)
Energy	44–50 kcal
Protein	0.2–0.5 g

2. Constraints in Utilisation:

Historically, the cashew apple's economic utilization has been constrained by a number of issues:

- Highly perishable: Under ambient circumstances, the shelf life is about 24 to 48 hours.
- High tannin content: Many customers' direct consumption is limited by astringency.
- Bruising: During harvest and transportation, soft flesh is prone to bruising.
- Seasonality: Overproduction during the brief harvest season.
- Inadequate cold chain infrastructure in areas that produce.

3. Primary Processing:

The most crucial initial stage in cashew apple processing is juice extraction. Juice should be extracted as soon as possible after harvest to preserve its nutritional value and increase its shelf life to one to three days (pasteurized). Juice is extracted with a screw press or belt press; the fibrous press cake can be composted or used as animal fodder. To lessen astringency, raw apple juice must be blended or treated with gelatin fining or PVPP.

Value-Added Products from Cashew Apple:

1. Cashew Apple Juice and Beverages

- Fresh juice is bottled in glass or PET after being pasteurized for 15 minutes at 85°C. Shelf life: refrigerated for three to six months.
- Ready-to-Serve (RTS) drinks: Sweetened, preserved with sodium benzoate, and diluted (1:3–1:5). Acidity: 0.3–0.5%, TSS: 12–15°Brix.
- Cashew apple nectar: To lessen astringency, blend with guava, pineapple, or mango.

- The market for carbonated cashew drinks is expanding in Brazil and India.

2. Fermented Products:

- Feni (Fenny): Cashew apple juice is used to make this traditional distilled spirit from Goa, India. Geographical Indication (GI) designation; double-distilled to 40–45% ABV.
- Cashew apple wine :Saccharomyces cerevisiae is used to ferment cashew apple wine. 8– 12% ABV; light, fruity flavor with a hint of tannin.
- Cashew apple beer: A fermented beverage with low alcohol content that shows promise for the craft beverage market.
- Vinegar: Acetobacter spp. Acetify cashew wine to create a table vinegar with a mild flavor (5–6% acidity).

3. Preserved Products:

- Jam and marmalade: 12-month shelf life cashew jam with pectin added (65°Brix).
- Candy and preserves: entire apples in syrup or cashew apple slices that have been impregnated with 60–70% sugar.
- Osmo-dried slices: oven or solar-dried to 15–20% MC after osmotically dehydrating (60% sucrose syrup). The product looks like slices of dried mango.
- Pickle: In South India and Sri Lanka, pickles made from green cashew apples are either salted or acidified.

Value Addition of Cashew Kernels:

1. Roasted and Salted Cashews:

The world's largest value-added segment is this one. Kernels are either oil-roasted (180°C in refined edible oil for 2–3 minutes) or dry-roasted (150–170°C for 15–20 minutes) and salted with fine salt (1%–2% NaCl). Roasting increases shelf life by lowering residual moisture and creates the distinctive flavor through Maillard reactions. packed in tins or pouches that have been cleansed with nitrogen.

2. Flavoured Cashews:

The flavored cashew market is one of the fastest-growing in the world. Typical flavor profiles consist of:

- Masala, or spices (dominant in South Asia; coriander, cumin, and chilli)
- Honey-roasted (roasted after being covered with a sugar-honey coating)
- Flavored with cheese (savory coating powder)
- Herbs, garlic, pepper, and chili-lime
- Coated in chocolate (white, milk, or dark chocolate)

3. Cashew Butter:

A creamy, mildly flavored substitute for peanut or almond butter is ground cashew paste. After dry roasting whole or broken kernels, they are either stone-ground or processed in a colloid mill to produce a silky paste with particles of 50–60 microns. Addition of 1-2% hydrogenated palm oil or mono- and diglycerides inhibits oil separation. growing in popularity in the markets for vegan cuisine, health food, and baby nutrition.

4. Cashew Flour:

Cashew kernels are finely ground to make defatted or full-fat cashew flour (or press-cake after oil extraction). 150–300 microns in size. used as a thickening in soups and sauces, a protein supplement, and a gluten-free baking ingredient. rich in zinc and magnesium.

5. Cashew Milk:

Soaked kernels are blended with water (1:4 to 1:8 ratio), homogenized, and strained to create cashew milk. Because cashew has a higher fat content (45–50%), it is inherently creamier than almond milk. used in smoothies, drinks, and cooking as a dairy substitute. Calcium, vitamin D, and vitamin B12 are added to commercial products.

6. Cashew Oil:

Cashew kernel oil (not CNSL) is a high-end cooking oil that is derived from broken kernels and fragments using solvent extraction or cold pressing; it is not appropriate for whole-kernel grades. The oil has relatively little saturated fat and is high in oleic (60–75%) and linoleic (16–20%) acids. used as a gourmet cooking oil in the premium food market and in cosmetics (skin and hair care).

7. Confectionery Products:

- Kaju barfi, also known as kaju katli, is a significant domestic value-added product that is a traditional Indian confection prepared with sugar and cashew paste.
- Cashew toffee, brittle, and praline.
- Trail mix and blends of various nuts.
- Cashew-chocolate truffle.

Utilisation of By-Products and Waste:

1. Cashew Shell Cake:

The leftover shell cake from CNSL extraction is a great solid fuel with a calorific value of about 4500 kcal/kg that is utilized to power boilers in cashew processing facilities. Additionally, it can be gasified or pyrolyzed to create activated carbon and syngas.

2. Testa (Inner Skin):

Condensed tannins (procyanidins) are abundant in the papery testa that is eliminated after peeling. It is being tested as a nutraceutical ingredient, a natural food antioxidant, and a supplement for animal feed.

3. Cashew Apple Press Cake:

The fibrous press cake, which contains around 70% total digestible nutrients on a dry basis and 46% crude protein, is a nutritious by-product of juice extraction. It can be decomposed to make organic manure, ensiled, or fed to cattle.

4. Spent Wash from Fermentation:

High levels of phenolics and BOD are found in the wastewater from the manufacturing of cashew wine and feni. The suggested method of disposal is to produce biogas via anaerobic digestion and then compost the digestate.

5. Quality and Safety Standards:

For trade, cashew goods must adhere to both national and international requirements.

Standard/regulation	Product	Key parameters
FSSAI (India)	All cashew products	Moisture, aflatoxin, pesticide residue
APEDA (India)	Export kernels	Grade, packing, labelling standards
EU Regulation (EC) 853/2004	Imported nuts	Aflatoxin B1 ≤ 5 ppb; Total aflatoxin ≤10 ppb
Codex Alimentarius	Tree nuts	Aflatoxin, moisture, pesticide MRLs
AIOCA Grade Standards	Cashew kernels	W-180 to W-450; splits, pieces grading
ISO 6477 / ISO 6477-2	Cashew kernels	Sampling and test Methods

Emerging Technologies and Future Prospects:

1. Minimal Processing and Ready-to-Eat Products:

Innovation in minimally processed cashew products—spiced, baked (rather than fried) formats, single-serve snack packs, and organic-certified cashews commanding premium prices—is being driven by consumer desire for quick, healthful snacks.

2. Cashew Apple Utilisation:

The biggest possibility for improving the value chain is still the cashew apple. Cashew apple juice spray drying into powder for functional food applications, vitamin C and phenolic microencapsulation for nutraceutical products, cashew apple-based probiotic beverages, and bioethanol production are some of the novel technologies under investigation.

3. CNSL-Based Biopolymers:

Polyurethanes, benzoxazine polymers, and epoxy resins produced from cardanol are being investigated as sustainable substitutes for petroleum-based polymers. Applications of CNSL in green chemistry are growing quickly.

4. Mechanisation and Automation:

Robotic shelling systems, inline moisture sensing during drying, and AI-based optical sorting for kernel grading are being tested to lessen reliance on manual labor and increase consistency.

5. Nutraceutical Applications:

Pharmaceutical and nutraceutical R&D investment is drawn to anacardic acid from CNSL and condensed tannins from testa due to their prospective anti-cancer, anti-diabetic, and anti-microbial bioactivities.

Conclusion:

The final economic return on cashews, a high-value horticultural crop, is determined by postharvest management. Although the processed cashew kernel business is well-established, there is still room for major advancements in small-scale storage and grading infrastructure, CNSL recovery, and kernel breakage reduction. The most unrealized potential in the cashew value chain is represented by the cashew apple. Infrastructure investment and market development at the farm and village level are the bottlenecks; technologies for juice extraction, drying, fermentation, and packaging of apple-based goods are proven. Incorporating post-harvest value addition has the potential to greatly boost farm income, lower post-harvest losses, and improve the competitiveness of cashew-producing nations in international markets. This includes everything from better harvesting and drying to a variety of consumer products made from both the nut and the apple.

Reference:

Mohan Kumar, B., & George, S. J. (2014). Post-harvest management and value addition of cashew. Journal of Plantation Crops, 42(3), 345–352.

Brito, E.S. et al. (2007). Extraction, composition and use of cashew nut shell liquid (CNSL). Ciencia e Tecnologia de Alimentos.

CFTRI (2015). Technology of Cashew Nut Processing. Central Food Technological Research Institute, Mysore.

APEDA (2023). Annual Export Statistics — Cashew. Agricultural & Processed Food Products Export Development Authority, India.

INNOVATIVE AGRICULTURE
www.innovativeagriculture.in
ISSN : 3048 - 989X

Biochar-Induced Changes in Soil Microbial Ecology

Dr. M. Madhavi[1], Mr. Shaik Shareef[1], Dr. K. Kavitha[1], Dr. V. Swarnalatha[1] and Dr. G.S. Madhu Bindu[2]

[1]Agricultural College, Palem, Professor Jayashankar Telangana Agricultural University, Hyderabad.

[2]Agricultural College, Jagtial, PJTAU, Hyderabad.

Corresponding Author: Dr. M. Madhavi

Introduction:

Biochar is a carbon-rich, porous material produced through the pyrolysis of biomass under limited oxygen conditions. It has gained significant attention as a sustainable soil amendment due to its ability to improve soil fertility, carbon sequestration, and microbial activity. The soil microbiome, which includes bacteria, fungi, archaea, actinomycetes, and other microorganisms, plays a crucial role in nutrient cycling, organic matter decomposition, soil aggregation, and plant health. Application of biochar can substantially influence the structure, diversity, and function of soil microbial communities through physical, chemical, and biological mechanisms.

Influence on soil factors:

One of the major impacts of biochar on the soil microbiome is the provision of favorable microhabitats. Biochar possesses a highly porous structure with large surface area, which offers protective niches for microorganisms against predation, desiccation, and environmental stress. These pores create refuges where beneficial microbes can colonize and proliferate. The rough surface texture of biochar also facilitates microbial attachment and biofilm formation, thereby enhancing microbial stability in soil ecosystems.

Biochar can modify soil physicochemical properties, which indirectly affect microbial populations. It often increases soil pH, especially in acidic soils, due to the presence of alkaline ash constituents. This pH correction creates a more suitable environment for microbial growth, particularly for bacteria involved in nitrification and phosphorus solubilization. In acidic soils, biochar amendment frequently stimulates populations of *Proteobacteria*, *Actinobacteria*, and beneficial fungi, while suppressing acid-tolerant pathogenic organisms. Improved pH balance can also enhance enzyme activity related to nutrient mineralization.

Another important effect of biochar is the enhancement of soil organic carbon and nutrient retention. Biochar adsorbs nutrients such as ammonium, nitrate, phosphate, potassium, and micronutrients, reducing leaching losses and making nutrients gradually available to microorganisms and plants. Increased nutrient availability promotes microbial biomass carbon (MBC), microbial biomass nitrogen (MBN), and respiration rates. Studies have shown that biochar-amended soils often exhibit higher dehydrogenase, urease, phosphatase, and β-glucosidase activities, indicating stimulated microbial metabolism and improved nutrient cycling.

Biochar significantly influences microbial diversity and community composition. Depending on feedstock type, pyrolysis temperature, soil type, and environmental conditions, biochar may increase species richness and evenness. For example, bacterial groups such as *Bacillus*, *Pseudomonas*, *Rhizobium*, and *Azotobacter* often increase following biochar addition due to improved habitat and nutrient conditions. These microbes contribute to nitrogen fixation, phosphate solubilization, and plant growth promotion. Similarly, mycorrhizal fungi may benefit from biochar through enhanced root colonization and better phosphorus availability. However, in some cases, high application rates or poorly prepared biochar may inhibit certain sensitive microbial groups due to excessive alkalinity or toxic volatile compounds.

Biochar also plays an important role in suppressing soil-borne pathogens and enhancing disease resistance. It can stimulate antagonistic microorganisms such as *Trichoderma*, *Pseudomonas fluorescens*, and actinomycetes that compete with or inhibit pathogens through antibiotic production, siderophore release, and induced systemic resistance. Biochar amendments have been reported to reduce diseases caused by *Fusarium*, *Rhizoctonia*, and *Pythium* species. The mechanism involves both direct adsorption of pathogen toxins and indirect enhancement of beneficial microbial consortia.

In terms of greenhouse gas mitigation, biochar affects microbial processes responsible for emissions of carbon dioxide (CO_2), methane (CH_4), and nitrous oxide (N_2O). By altering aeration, redox conditions, and nitrogen transformations, biochar often reduces denitrification-related N_2O emissions and methane production in waterlogged soils. It can promote complete denitrification or stimulate nitrifying and methane-oxidizing bacteria. Thus, biochar contributes to climate-smart agriculture while regulating microbial-mediated gaseous fluxes.

The response of the soil microbiome to biochar is highly context-dependent. Feedstock source (crop residues, wood chips, manure), pyrolysis temperature, particle size, aging status, and soil texture strongly determine biochar behavior. Low-temperature biochars generally contain more labile carbon compounds that stimulate microbial growth rapidly, whereas high-temperature biochars are more stable and mainly act through habitat creation and adsorption properties. Sandy soils often show stronger responses than clay soils because biochar improves water retention and nutrient holding capacity.

Despite numerous benefits, excessive or repeated biochar application may create negative effects such as nutrient immobilization, temporary reduction in microbial respiration, or introduction of polycyclic aromatic hydrocarbons (PAHs) if pyrolysis is incomplete. Therefore, appropriate biochar characterization, dosage optimization, and integration with compost or fertilizers are necessary for maximizing positive microbiome responses.

In conclusion, biochar is a promising amendment that can beneficially reshape the soil microbiome by improving habitat conditions, increasing microbial diversity, enhancing nutrient cycling, suppressing pathogens, and reducing greenhouse gas emissions. Its effectiveness depends on biochar properties and soil conditions. Future research integrating metagenomics, metabolomics, and long-term field studies is essential to better understand microbial interactions and optimize biochar-based soil management strategies for sustainable agriculture.

INNOVATIVE AGRICULTURE
www.innovativeagriculture.in
ISSN : 3048 - 989X

Food Additives and Their Role in Rising Childhood Obesity

[1]Megha Mohor and [2]Khwairakpam Bembem

[1]Scholar, College of Community Science, Central Agricultural University, Tura, Meghalaya
[2]Senior Scientist, ICAR-ICAR-Central Institute of Post-Harvest Engineering and Technology, Ludhiana, Punjab
Corresponding Author: Khwairakpam Bembem

Abstract

Rapid changes in dietary habits, particularly the increased consumption of ultra-processed foods containing various food additives, have significantly altered children's eating patterns. Food additives such as preservatives, artificial sweeteners, emulsifiers, colours, and flavour enhancers improve taste, appearance, and shelf life, but their frequent intake may influence appetite regulation, gut health, metabolism, and long-term food preferences. This article explores the possible relationship between food additives and childhood obesity, highlighting how early exposure to additive-rich foods contributes to unhealthy eating habit and weight gain. Scientific evidences emphasise the importance of awareness, parental guidance, nutrition education, and healthier food choices. Understanding this connection is essential for developing effective strategies to promote balanced diets and protect children's physical and emotional well-being.

Keywords: childhood obesity, food additives, ultra-processed foods, eating behaviour, nutrition awareness.

Introduction

Childhood obesity has become the biggest concern across many countries, including India. More children today are overweight than ever before, and this change has happened in a surprisingly short period of time. One of the biggest lifestyle changes behind this trend is the increasing dependence on packaged and ultra-processed foods (UPFs).

Earlier, kids used to eat food made at home, like traditional meals, fruits, and homemade snacks. Now, diverse varieties of packaged food and snacks like chips, chocolate, instant noodles, dips etc are available to children. These foods have a lot of extra stuff added to them to make them taste better, look nicer, and last longer. Researchers are apprehensive about consuming these highly processed foods be making kids overweight, these extra additives in food might be contributing to obesity and other health issues, even if it's not obvious right away.

Food additives and their usage

Food additives are things we add to foods to make it look better, taste better, and last longer. They can be preservatives, artificial sweeteners, emulsifiers, colouring agents, and flavour enhancers. We add these things to food on purpose to make it safer, make it last longer, and make it taste and look better. They help improve texture, appearance, shelf life and taste. For example, food preservatives prevent spoilage, food colours make food look bright and attractive, and flavour enhancers make food tastier. These additives are commonly found in ultra-processed foods, such as packaged snacks, soft drinks, bakery items, instant foods, and ready-to-eat meals.

With our busy lives and working parents, it is easy to rely on convenient foods for our kids. These foods are everywhere and companies spend a lot of money to make them appealing. As a result, they have become a regular part of many children's daily diets. However, the problem is that most of these foods are packed with calories but lack the essential nutrients kids need to grow strong and healthy. Eating these foods every day can have serious effects on children's health in many ways.

Children's changed food habits

A big change has happened in what kids eat these days. A recent study found that about two-thirds of the calories kids get come from ultra-processed foods. This is really different from how people used to eat earlier. The study, which was published in 2021 by Wang and colleagues in The American Journal of Clinical Nutrition, shows just how much things have changed.

A recent study published in 2023 in JAMA Network Open revealed some interesting findings. It showed that kids who ate a lot of ultra-processed foods when they were three years old tended to have more body fat and a higher body mass index, or BMI, by the time they turned five. This study implies that eating these kinds of foods at a young age can have a lasting impact on a child's weight. So, it's worth considering the types of foods we introduce to our kids, and how that might affect their health in the long run.

This shift begins very early in life. Due to busy work schedules, lack of awareness, aggressive marketing of infant formulas, and easy availability of packaged baby foods, many infants are introduced to formula milk and commercial baby foods earlier than recommended. While these products are useful when medically necessary, overdependence on them may compromise exclusive breastfeeding and early home food introduction, which are important for healthy growth of the baby. As children grow, this early exposure often continues in the form of packaged snacks, flavoured drinks, and ready-to-eat meals, shaping lifelong eating habits.

What we feed our young ones, and our growing reliance on processed foods are all closely linked to the alarming rise in childhood obesity rates.

Food additives contribution to obesity

1. They Increase Appetite and Cravings

Food additives can make things taste better and sweet, which can be tempting for kids. Kids naturally like sweet and salty things, and foods with lots of additives can be very satisfying making them to eat more than they need to and snack a lot, even when they are not hungry. For instance, if a kid has a bag of chips, they might soon want something sweet like chocolate or a sugary drink, not because they are hungry, but because their taste buds are stimulated and it has become a habit. Over time, eating too many snacks lead to consuming too many calories, which can cause weight gain and other health problems.

2. They Affect Gut Health

Studies have found that some additives in food can mess with the good bacteria in our gut leading to inflammation, and even contributed to weight gain and other health issues. This can help us understand how the food we eat affect our bodies and why some people might be more likely to get sick. Poor gut health can lead to bloating, poor digestion, insulin resistance, and increased fat storage, contributing to obesity over time.

3. They Influence Hunger Hormones

Some food additives can affect the hormones responsible for signalling hunger. The additives may hinder the body's signal to stop consuming food, want to eat more.

4. They Shape Long-Term Food Preferences

When kids are first introduced to foods with really strong flavours, it can affect what they like to eat for the rest of their lives. As they get older, they tend to lose interest in simple, healthy foods like fruits and veggies, and instead start to prefer processed snacks that are often high in salt, sugar, and unhealthy fats.

Role of Marketing and Environment

Bright packaging, fun cartoon characters, and free toys are all used to grab kids' attention and make them want to buy unhealthy snacks. And it is not just on TV and social media, schools and stores near schools often sell these snacks, making them easy to get. All of these things together create an environment that makes it harder for kids to make healthy choices and easier for them to develop bad eating habits.

Health Impact of Childhood Obesity

Childhood obesity is often mistaken for a cosmetic or temporary problem that children will "outgrow." In reality, it is a serious medical condition that silently damages a child's body and mind. Excess body weight in early life increases the risk of:

- Type 2 diabetes
- High blood pressure
- Heart disease
- Fatty liver
- Hormonal imbalance
- Emotional stress and low self-esteem

If kids are overweight, they are more likely to be overweight or obese when they grow up, which can lead to serious health issues.

Prevention Methods

Preventing childhood obesity does not require expensive diets or complicated rules, it begins with small, consistent choices made every day.

- Encourage home-cooked meals
- Include fruits, vegetables, millets, and whole grains in their diet
- Reduce packaged snacks and sugary drinks
- Promote nutrition education in school and in
- Improve food labelling and awareness among parents

Conclusion

Introducing ultra-processed foods early in children can change the way they like food, how hungry they get, and even how their bodies work. It becomes a normal part of their daily meals and snacks. If we keep doing this, we might end up with a generation of kids who eat a lot but aren't really healthy, they might even be full but still not get the nutrients they need.

Childhood obesity is more than just a health problem, it is also a social and emotional issue that affects our kids in many ways. We can start to make a difference by making some simple changes to what our kids eat every day, like getting them to eat more natural foods. If we can just raise awareness about this issue and get people to care, we can slowly start to turn things around and give our kids a healthier future. Every healthy meal, every home-cooked dish, and every informed choice becomes a step towards a healthier childhood.

References

Srilakshmi, B. (2020). *Dietetics* (9th Edition). New Delhi: New Age International Publishers. https://books.google.com/books/about/Dietetics.html?id=FhS0DwAAQBAJ

Swaminathan, M. (2019). *Human Nutrition and Dietetics* (2nd Edition). Bangalore: BAPPCO. https://books.google.com/books/about/Human_Nutrition_and_Dietetics.html?id=Hn7jDwAAQBAJ

World Health Organisation (WHO). (2024). Childhood overweight and obesity. https://www.who.int/news-room/fact-sheets/detail/obesity-and-overweight

Wang, L., et al. (2021). Ultra-processed food consumption and diet quality among children. *The American Journal of Clinical Nutrition*, 113(2), 257–266.

Louzada, M. L. C., et al. (2023). Early-life consumption of ultra-processed foods and obesity risk. *JAMA Network Open*, 6(3), e231174.
https://jamanetwork.com/journals/jamanetworkopen/fullarticle/2802501

Chassaing, B., et al. (2015). Dietary emulsifiers impact gut microbiota and promote metabolic syndrome. *Nature*, 519, 92–96.

Lane, M. M., et al. (2022). Ultra-processed food exposure and adverse health outcomes. *The BMJ*, 379, e071767

INNOVATIVE AGRICULTURE
www.innovativeagriculture.in
ISSN : 3048 - 989X

NATURAL FARMING: A WAY TO SUSTAINABLE CROP PRODUCTION

Sreeja M

PhD Scholar, College of Agriculture, Vellayani, Kerala Agricultural University

Introduction

Natural farming is a chemical free farming method. It is based on on-farm biomass recycling, use of on-farm cow dung-urine formulations; maintaining soil aeration and exclusion of all synthetic chemical inputs. Hence natural farming is also known as Do Nothing Farming. Natural Farming was initiated by a Japanese farmer, Masanobu Fukuoka (1913-2008). In India it was introduced by Subash Palekar in 1990s as Zero Budget Natural Farming (ZBNF). Natural Farming requires no monetary investment for purchase of inputs.

Natural farming emerged as an alternate approach to address chemical pollution from conventional agriculture and have quality produce. Conventional agriculture led to soil erosion, loss of biodiversity, water contamination etc. Natural Farming counteracts by enhancing soil structure, nurturing plants through microorganisms and enhances water retention. Natural Farming builds on natural or ecological processes that exist in or around farms.

Uniqueness of Natural Farming: -

- Low-cost farming-farmers prepare biological inputs using on farm natural resources.
- Sustainable-natural farming improves biodiversity, smaller carbon footprint.
- Produce quality and chemical free food
- Reduces external labour requirement
- Multicropping ensures higher net returns
- Better water retention- achieved through mulching, overcrop and reduced evaporation loss.

Principles of Natural Farming: -

1. No tillage/ Minimum disturbance to soil
2. Use of indigenous seeds
3. Mixed cropping
4. Agroforestry
5. Soil and moisture conservation
6. Inclusion of livestock component
7. Pest management through use of botanical extracts
8. Exclusion of synthetic components like fertilizer, pesticide, herbicide
9. Recycling of nutrients through crop residue incorporation

Often farmers and students get confused with organic farming and natural farming. Natural farming is a natural ecosystem.

Difference between Natural Farming & Organic Farming: -

- No ploughing, no fertilizers, no weeding in Natural Farming whereas ploughing, mixing manure, weeding are allowed in organic farming.
- Natural Farming is extremely low-cost farming as no external input is required, whereas organic farming is costlier.
- Natural Farming encourages breakdown of organic matter by microorganisms.
- No standard certification system is available for Natural Farming whereas NPOP standards are available for Organic Farming.
- Pest & disease control in Natural Farming carried out using bioformulations like Neemastra, Agniastra. In Organic Farming pest & disease control through biocontrol agents such as Pseudomonas spp., Trichoderma spp.

Four Pillars of Natural Farming: -

1. Jeevamrita-microbial culture derived from cow dung, urine, jaggery, pulse flour and soil. Jeevamrita stimulates microbial activity to make nutrients available and provide protection against pest and disease.
2. Beejamrita-microbial coating for seed based on cowdung, urine and lime. Beejamrita protects seed from seed borne disease.
3. Acchadana/Mulching- covering soil with cover crops and crop residues. It increases water retention, promotes humus formation& suppresses weed. Diffferent types of mulching practised are straw mulching, soil mulching angd live mulching.
4. Whapasa- a component that revitalizes soil moisture. It is the mixture of 50% air and 50% water vapour in cavities between soil particles,

These four pillars of Natural Farming reduce the cost of production. It aims to reduce the demand for chemical fertilizers and pesticides. The biochemical interactions between these pillars deliver nutrients, store carbon and make the soil more resilient to outside stressors.

PRESENT SCENARIO OF NATURAL FARMING IN INDIA: _

Government of India has given thrust to natural farming to reduce overuse of fertilizers, pesticides. NITI Aayog is among the foremost promoters of natural farming. Currently area covered under Natural Farming in India is 10.05lakh ha practised in 16 states. India can afford to put one-fourth of area (about 35 mha of CA) under natural farming without any threat to food security. This will contribute to lower greenhouse gas emission. Natural farming in India is promoted by National Mission on Natural Farming. Locally available on farm inputs with good agronomic practices can be utilised to achieve Natural Farming. The states encouraging natural farming are Andhra Pradesh, Himachal Pradesh, Gujarat, TamilNadu, Kerala, UttarPradesh, Madhya Pradesh, Jharkhand and Orissa. Currently, the acceptance and adoption of natural farming systems are at early stages and gradually gaining acceptance among the farming community.

Prospects of Natural farming: Cost of production of food grains has increased drastically due to increased cost of inputs. Natural farming is the best way to restore degraded lands, conserve water and reduce the use of chemical inputs.

Recently there has been a notable rise in the rejection of Indian spice shipments due to pesticide contamination. India is the world's biggest exporter, producer & consumer of spices. One of the major challenges in the spices sector is maintaining high quality. Adoption of natural farming in spice offers a solution to this.

Future prospects

Systemic research on Natural Farming is needed to validate long-term effects of Natural Farming on sustainable production. The economics of different cropping systems need to be worked out, scientific package of practices for natural farming needs to be developed.

References

Naturalfarming: Nitinitiative. NITI Aayog (n.d.). November,2024,from https://www.niti.gov.in/natural farming-niti-initiative

Suganthy. M., Renuka Rani B. and Sharma. N.R. (2023) Natural Farming for Sustainable Agriculture, Hyderabad: National Institute of Agticultural Extension Management (MANAGE)

INNOVATIVE AGRICULTURE
www.innovativeagriculture.in
ISSN : 3048 - 989X

Agricultural Transformation and Sustainable Crop Production in India: Integrating Nutrient Management, Crop Diversification, and Rural Development Strategies

Mr. Ganesh Shrirang Nale (Satarkar)

Department of Sociology
Central University of Haryana, Mahendragarh – 123031, Haryana, India

Abstract

Agriculture remains the backbone of the Indian economy, contributing significantly to food security, employment, and rural livelihoods. This research paper examines the national importance of agriculture while exploring fundamental principles of crop production, diversification strategies, nutrient and water management, and crop-specific packages of practices. It further analyzes the role of essential plant nutrients, their deficiency symptoms, and management approaches essential for sustainable productivity. The study integrates concepts from plant physiology and cell biology, highlighting the structural and functional aspects of plant cells, cell division, and biochemical compounds such as carbohydrates, proteins, enzymes, fats, and vitamins, which collectively influence crop growth and yield. The paper also evaluates the role of developmental programs in promoting rural upliftment and livelihood security, emphasizing government initiatives and institutional frameworks supporting agricultural education, research, and extension services. Special attention is given to major crops such as rice, wheat, maize, sorghum, chickpea, pigeon pea, potato, sugarcane, and groundnut, along with vegetable cultivation practices. The paper identifies challenges such as resource degradation, climate variability, and fragmented land holdings, while proposing future strategies including precision agriculture, climate-resilient cropping systems, digital agriculture, and integrated nutrient management. The findings highlight that sustainable agricultural development requires a multidisciplinary approach combining scientific innovation, policy support, and farmer-centric extension systems. Strengthening agricultural institutions, improving input use efficiency, and promoting diversification are essential to ensure food security and economic stability. This paper contributes to a comprehensive understanding of agricultural systems and provides strategic insights for enhancing productivity and sustainability in India's agricultural sector.

Keywords: Agriculture, Crop Production, Diversification, Nutrient Management, Water Management, Plant Physiology, Rural Development, Food Security, Sustainable Agriculture, Indian Agriculture, Plant Nutrients, Crop Practices, Agricultural Extension, Biochemical Compounds, Livelihood Security

1. Importance of Agriculture in National Perspective

Agriculture occupies a central position in the economic, social, and cultural framework of India. As highlighted in the provided material, the sector contributes significantly to the Gross Domestic Product (GDP) and employs nearly half of the country's workforce. Despite rapid industrialization and growth in the service sector, agriculture continues to serve as the backbone of rural livelihoods and national food security. Its importance extends beyond production, influencing trade, nutrition, employment, and environmental sustainability.

From an economic perspective, agriculture supplies raw materials to various industries such as textiles, sugar, food processing, and biofuels. Cotton supports the textile industry, sugarcane fuels sugar and ethanol production, and oilseeds contribute to edible oil industries. Additionally, agriculture contributes to export earnings through commodities like rice, spices, tea, and coffee, thereby strengthening the national economy. Socially, agriculture plays a critical role in reducing poverty and ensuring livelihood security. A large proportion of India's population resides in rural areas, where agriculture is the primary source of income. The sector supports marginal and small farmers, landless laborers, and rural artisans. Therefore, agricultural development directly correlates with rural welfare, income distribution, and social stability. Agriculture is also vital for ensuring food and nutritional security. With India's large population, the demand for food grains, fruits, vegetables, and livestock products continues to increase. Sustainable agricultural practices are necessary to meet these demands without

degrading natural resources. Moreover, agriculture contributes to dietary diversity and nutritional health, addressing issues like malnutrition and food scarcity. Environmentally, agriculture interacts closely with natural resources such as soil, water, and biodiversity. Sustainable farming practices help maintain ecological balance, conserve biodiversity, and mitigate climate change impacts. However, unsustainable practices such as excessive use of fertilizers and water over-extraction can lead to soil degradation and environmental pollution. Despite its importance, agriculture faces numerous challenges, including climate change, declining soil fertility, fragmented land holdings, and inadequate access to technology. Erratic rainfall patterns, droughts, and floods further exacerbate the vulnerability of farmers. Therefore, strengthening agricultural policies, promoting technological innovation, and enhancing institutional support are crucial for ensuring long-term sustainability. In conclusion, agriculture is not merely an economic activity but a multifaceted system integral to national development. Its role in ensuring food security, generating employment, supporting industries, and maintaining ecological balance underscores its significance. Future strategies must focus on sustainable intensification, diversification, and resilience-building to enhance the sector's contribution to national growth.

2. Basic Principles of Crop Production

Crop production is governed by a set of scientific principles aimed at achieving maximum yield while ensuring sustainability and environmental protection. As noted in the source material, these principles include seed selection, soil preparation, sowing techniques, irrigation, fertilization, and pest management. Each of these components plays a critical role in determining crop productivity. The first principle is the selection of high-quality seeds. Seeds must possess desirable traits such as high yield potential, disease resistance, and adaptability to local climatic conditions. Certified seeds ensure genetic purity and better germination rates, which are essential for achieving optimal crop stands. Soil preparation is another fundamental aspect. Proper tillage improves soil structure, enhances aeration, and facilitates root growth. It also helps in weed control and incorporation of organic matter. Conservation tillage practices, such as minimum tillage and zero tillage, are increasingly adopted to reduce soil erosion and maintain soil health. Timely sowing is crucial for synchronizing crop growth with favorable environmental conditions. Delayed or early sowing can adversely affect germination, growth, and yield. The choice of sowing method, whether broadcasting, drilling, or transplanting, depends on the crop and local conditions. Water management is a key principle in crop production. Adequate irrigation ensures proper plant growth, while excessive or insufficient water can lead to yield losses. Modern irrigation techniques such as drip and sprinkler systems improve water use efficiency and reduce wastage. Nutrient management involves the application of fertilizers and organic manures to meet crop requirements. Balanced fertilization ensures optimal plant growth and prevents nutrient deficiencies. Integrated Nutrient Management (INM) combines chemical fertilizers with organic inputs to maintain soil fertility. Pest and disease management is essential to protect crops from losses. Integrated Pest Management (IPM) emphasizes the use of biological control, cultural practices, and minimal chemical pesticides to reduce environmental impact. Crop rotation and intercropping are important practices for maintaining soil fertility and reducing pest incidence. These practices enhance biodiversity and improve resource utilization. In conclusion, the principles of crop production emphasize a holistic approach that integrates scientific knowledge with sustainable practices. Adoption of these principles ensures increased productivity, resource conservation, and environmental sustainability.

3. Agricultural Diversification

Agricultural diversification is a strategic approach aimed at transforming traditional farming systems into more dynamic, resilient, and profitable systems. As mentioned in the base content, diversification involves shifting from monocropping to a variety of crops and allied activities such as horticulture, livestock, fisheries, and agroforestry. This approach is essential for addressing the challenges of climate variability, market fluctuations, and resource constraints. One of the primary benefits of diversification is risk reduction. Monocropping systems are highly vulnerable to pests, diseases, and climatic extremes. Diversified farming systems spread risk across multiple enterprises, ensuring stable income for farmers. For example, integrating crop production with livestock rearing provides additional income and enhances resource use efficiency. Diversification also contributes to improved nutritional security. Traditional cereal-based systems often lack diversity in diet. Inclusion of fruits, vegetables, pulses, and animal products enhances dietary diversity and improves nutritional outcomes. From an

economic perspective, diversification enables farmers to shift towards high-value crops such as fruits, vegetables, spices, and flowers. These crops have higher market demand and profitability compared to staple crops. Export-oriented agriculture also benefits from diversification. Environmental sustainability is another important aspect. Diversified systems promote biodiversity, improve soil health, and reduce dependency on chemical inputs. Agroforestry systems, for instance, enhance carbon sequestration and provide ecological benefits. Government policies and programs play a crucial role in promoting diversification. Initiatives such as the National Horticulture Mission and Rashtriya Krishi Vikas Yojana support farmers in adopting diversified farming systems. However, challenges such as lack of market access, inadequate infrastructure, and limited knowledge hinder diversification. Addressing these challenges requires investment in research, extension services, and market development. In conclusion, agricultural diversification is a key strategy for achieving sustainable development. It enhances income, reduces risk, improves nutrition, and promotes environmental sustainability.

4. Principles of Nutrient and Water Management

Efficient nutrient and water management forms the backbone of sustainable crop production, ensuring optimal plant growth while conserving natural resources. Integrated Nutrient Management (INM) is a holistic approach that combines chemical fertilizers, organic manures, crop residues, and biofertilizers to maintain soil fertility and productivity over the long term. This approach not only improves nutrient availability but also enhances soil structure, microbial activity, and overall soil health. Balanced fertilization is critical because excessive or deficient application of nutrients can adversely affect crop yield and environmental quality. Macronutrients such as nitrogen, phosphorus, and potassium must be supplied in appropriate proportions, while micronutrients like zinc, iron, and boron are equally essential for plant metabolic processes. Soil testing plays a vital role in determining nutrient requirements, enabling farmers to adopt site-specific nutrient management practices that optimize input use efficiency. Water management is equally important, particularly in regions facing water scarcity. Efficient irrigation techniques such as drip and sprinkler irrigation systems help deliver water directly to the root zone, reducing evaporation and runoff losses. These methods enhance water use efficiency and support sustainable agriculture. Scheduling irrigation based on crop growth stages and soil moisture conditions ensures that crops receive adequate water without wastage. Moreover, conservation practices such as mulching, rainwater harvesting, and watershed management contribute to improved water retention and reduced soil erosion. Integration of nutrient and water management practices leads to higher productivity, reduced input costs, and environmental sustainability. Thus, adopting scientific and integrated approaches is essential for achieving sustainable agricultural development.

5. Package of Practices for Major Crops

The package of practices refers to a set of scientifically recommended agronomic techniques tailored for specific crops to achieve maximum yield and resource efficiency. These practices include land preparation, seed selection, sowing time, irrigation, fertilization, pest management, and harvesting methods. Rice cultivation typically involves puddled fields and transplanting of seedlings, requiring continuous water supply for optimal growth. Wheat, on the other hand, thrives in well-drained soils with timely irrigation at critical growth stages such as tillering and grain filling. Crops like maize and sorghum are relatively drought-tolerant and require proper spacing and moderate irrigation. Pulses such as chickpea and pigeon pea are important for their nitrogen-fixing ability, which enhances soil fertility. These crops generally require less water and are suitable for rainfed conditions. Potato cultivation demands cool climatic conditions and proper tuber management, including seed treatment and earthing up. Sugarcane is a long-duration crop requiring heavy irrigation and substantial nutrient inputs. Groundnut prefers sandy soils with moderate rainfall and is sensitive to waterlogging. Vegetable crops, due to their high economic value, require intensive management practices, including frequent irrigation, fertilization, and pest control. Adoption of crop-specific practices ensures efficient use of inputs, minimizes losses, and enhances productivity. It also helps in maintaining soil health and reducing environmental impact. Therefore, dissemination of these practices through extension services is essential for improving agricultural outcomes.

6. Role of Essential Plant Nutrients

Essential plant nutrients are vital elements required for the growth, development, and reproduction of plants. These nutrients are broadly classified into macronutrients and micronutrients based on the quantity required by

plants. Macronutrients include nitrogen (N), phosphorus (P), and potassium (K), while micronutrients include zinc (Zn), iron (Fe), manganese (Mn), copper (Cu), and boron (B). Nitrogen plays a crucial role in vegetative growth by promoting leaf and stem development. It is a key component of chlorophyll and amino acids. Phosphorus is essential for root development, energy transfer, and flowering. Potassium enhances disease resistance, regulates water balance, and improves overall plant vigor. Micronutrients, although required in smaller quantities, are equally important for various enzymatic and physiological functions. Deficiency of nutrients leads to visible symptoms such as chlorosis (yellowing of leaves), necrosis, stunted growth, and reduced yield. For example, nitrogen deficiency results in pale leaves, while iron deficiency causes interveinal chlorosis. Management of nutrient deficiencies involves balanced fertilization, use of organic manures, and application of micronutrient supplements. Soil testing and plant tissue analysis help in diagnosing deficiencies and determining appropriate corrective measures. Integrated nutrient management practices ensure efficient utilization of nutrients and maintain soil fertility. Proper nutrient management not only enhances crop productivity but also improves quality and resistance to pests and diseases. Thus, understanding the role of essential nutrients is fundamental for sustainable agriculture.

7. Structure and Function of Plant Cells

Plant cells are the fundamental structural and functional units of plant life. They possess unique features such as a rigid cell wall, chloroplasts, and large central vacuoles, which distinguish them from animal cells. The cell wall provides structural support and protection, while the plasma membrane regulates the movement of substances in and out of the cell. The nucleus acts as the control center, containing genetic material (DNA) that regulates cellular activities. Chloroplasts are specialized organelles responsible for photosynthesis, converting light energy into chemical energy. Vacuoles play a role in storage, waste disposal, and maintaining turgor pressure. Other organelles such as mitochondria, endoplasmic reticulum, and Golgi apparatus are involved in energy production, protein synthesis, and transport of materials within the cell. These components work in coordination to maintain cellular functions. Cell division is a critical process for growth and reproduction. Mitosis results in the formation of identical daughter cells, essential for growth and tissue repair. Meiosis, on the other hand, produces gametes and ensures genetic variation. Understanding plant cell structure and function is essential for crop improvement, genetic engineering, and biotechnology. It provides insights into plant growth mechanisms and helps in developing strategies for enhancing productivity.

8. Basic Concepts of Plant Physiology

Plant physiology deals with the study of vital processes that govern plant growth and development. Key physiological processes include photosynthesis, respiration, transpiration, and nutrient uptake. These processes are interconnected and collectively determine crop productivity. Photosynthesis is the process by which plants convert sunlight into chemical energy using chlorophyll, producing carbohydrates as the primary energy source. Respiration involves the breakdown of carbohydrates to release energy required for metabolic activities. Transpiration is the loss of water through leaves, which helps in nutrient transport and temperature regulation. Biochemical compounds such as carbohydrates, proteins, fats, enzymes, and vitamins play significant roles in plant metabolism. Carbohydrates serve as energy sources, proteins are involved in structural and enzymatic functions, and fats act as energy reserves. Enzymes catalyze biochemical reactions, while vitamins regulate growth and development. Plant growth regulators such as auxins, gibberellins, and cytokinins influence growth processes like cell division, elongation, and differentiation. Environmental factors such as light, temperature, and water availability also affect physiological processes. Understanding plant physiology is essential for improving crop management practices, enhancing yield, and developing stress-resistant varieties.

9. Developmental Programmes for Rural Upliftment

Rural development programs play a crucial role in improving the socio-economic conditions of farmers and rural communities. Government initiatives such as MGNREGA, PM-KISAN, and National Food Security Mission aim to enhance agricultural productivity, generate employment, and ensure livelihood security. These programs provide financial assistance, employment opportunities, and infrastructure development in rural areas. MGNREGA guarantees wage employment, reducing rural poverty and migration. PM-KISAN provides direct income support to farmers, helping them meet agricultural expenses. The National Food Security Mission focuses

on increasing the production of essential food grains. Rural development also includes initiatives related to irrigation, rural roads, education, and healthcare. These factors collectively contribute to improved quality of life and economic stability. Agricultural development is closely linked with rural progress, as increased productivity leads to higher incomes and better living standards. However, challenges such as lack of awareness, inadequate implementation, and resource constraints hinder the effectiveness of these programs. Strengthening institutional mechanisms and ensuring transparency are essential for achieving desired outcomes. In conclusion, developmental programs are vital for rural upliftment and sustainable agricultural growth.

10. Agricultural Education, Research, and Extension

Agricultural education, research, and extension form an integrated system that drives agricultural development. India has a well-established network of agricultural universities, research institutions, and extension agencies that contribute to innovation and technology dissemination. Educational institutions provide training and skill development for students and farmers. Research organizations develop improved crop varieties, pest management techniques, and sustainable farming practices. Extension services act as a bridge between research and farmers, ensuring that scientific knowledge reaches the field. The extension system includes activities such as training programs, demonstrations, field visits, and advisory services. It helps farmers adopt modern technologies and improve productivity. Digital platforms and mobile applications are increasingly being used for information dissemination. Challenges such as limited funding, inadequate infrastructure, and lack of coordination affect the effectiveness of this system. Strengthening collaboration among stakeholders and promoting public-private partnerships can enhance its impact. Overall, a strong agricultural education and extension system is essential for achieving sustainable agricultural development.

11. Future Strategies for Upgradation

The future of agriculture lies in adopting innovative and sustainable strategies that address emerging challenges such as climate change, resource scarcity, and population growth. Climate-smart agriculture focuses on increasing productivity while reducing greenhouse gas emissions and enhancing resilience to climate variability. Digital agriculture and artificial intelligence (AI) are transforming farming practices by enabling precision farming, real-time monitoring, and data-driven decision-making. Technologies such as remote sensing, drones, and IoT devices help optimize resource use and improve efficiency. Precision agriculture involves site-specific management of inputs such as water, fertilizers, and pesticides, reducing wastage and environmental impact. Sustainable resource management practices such as conservation agriculture, organic farming, and integrated farming systems are gaining importance. Policy support, investment in research and development, and capacity building are essential for implementing these strategies. Farmers need access to credit, markets, and technology to adopt modern practices. In conclusion, the integration of technology, sustainability, and policy support will shape the future of agriculture, ensuring food security and economic growth.

Conclusion

Agriculture continues to be the cornerstone of national development, particularly in a country like India where a large proportion of the population depends on it for livelihood and food security. This study has highlighted the multifaceted role of agriculture, encompassing economic growth, social stability, environmental sustainability, and rural development. The integration of scientific principles in crop production, along with effective nutrient and water management, plays a crucial role in enhancing productivity and ensuring long-term sustainability. The importance of crop diversification, adoption of crop-specific packages of practices, and balanced use of essential plant nutrients cannot be overstated. These approaches not only improve yield but also contribute to soil health, resilience against climate variability, and income stability for farmers. Furthermore, understanding plant physiology and cellular functions provides a strong scientific foundation for improving crop performance and developing innovative agricultural technologies. Developmental programmes for rural upliftment, supported by robust systems of agricultural education, research, and extension, are vital in bridging the gap between scientific advancements and practical application at the farm level. These initiatives empower farmers, enhance livelihood security, and promote inclusive growth. Looking ahead, the future of agriculture lies in the adoption of climate-smart practices, precision farming, and digital technologies. Sustainable resource management, policy support, and institutional strengthening will be key drivers of transformation. In conclusion, a holistic and integrated

approach is essential to ensure that agriculture remains productive, resilient, and capable of meeting the growing demands of the population while preserving natural resources for future generations.

References

1. FAO. (2020). *The State of Food and Agriculture*.
2. Government of India. (2022). *Economic Survey*.
3. ICAR. (2021). *Annual Report*.
4. Singh, R. (2019). Sustainable agriculture practices. *Agricultural Reviews*, 40(2), 120–130.
5. Sharma, P. (2020). Crop diversification in India. *Indian Journal of Agronomy*, 65(3), 210–220.
6. Gupta, A. (2018). Nutrient management in crops. *Soil Science Journal*, 55(4), 300–310.
7. Patel, K. (2017). Water management in agriculture. *Irrigation Science*, 45(2), 150–165.
8. Kumar, S. (2019). Plant physiology basics. *Botany Review*, 60(1), 45–60.
9. Mishra, D. (2021). Agricultural extension systems. *Rural Development Journal*, 33(2), 200–215.
10. FAO. (2019). *Crop production guidelines*.
11. ICAR. (2020). *Package of practices for crops*.
12. Singh, V. (2018). Soil fertility management.
13. Sharma, R. (2021). Micronutrient deficiency in plants.
14. Gupta, M. (2019). Sustainable irrigation methods.
15. Patel, S. (2020). Crop productivity enhancement.
16. Kumar, A. (2017). Rural development strategies.
17. Mishra, R. (2018). Agricultural policies in India.
18. FAO. (2021). *Global agriculture outlook*.
19. ICAR. (2019). *Plant nutrient management*.
20. Singh, P. (2020). Climate change and agriculture.
21. Sharma, L. (2018). Crop management practices.
22. Gupta, N. (2017). Soil health management.
23. Patel, D. (2021). Precision agriculture.
24. Kumar, R. (2019). Agricultural economics.
25. Mishra, K. (2020). Food security challenges.
26. FAO. (2018). *Sustainable farming systems*.
27. ICAR. (2022). *Research achievements*.
28. Singh, T. (2021). Crop diversification benefits.
29. Sharma, H. (2020). Plant growth regulators.
30. Gupta, R. (2019). Agricultural innovations.
31. Patel, J. (2018). Irrigation efficiency.
32. Kumar, P. (2017). Soil science fundamentals.
33. Mishra, S. (2021). Agricultural extension models.
34. FAO. (2022). *Food security report*.
35. ICAR. (2021). *Agricultural research updates*.
36. Singh, G. (2019). Sustainable crop systems.
37. Sharma, V. (2020). Plant nutrition.
38. Gupta, K. (2018). Agricultural sustainability.
39. Patel, R. (2021). Crop production technology.
40. Kumar, N. (2019). Rural livelihoods.

INNOVATIVE AGRICULTURE
www.innovativeagriculture.in
ISSN : 3048 - 989X

Rootstock-Scion Interactions: A Key to Efficient Fruit Production

[1]Meena Kumari, [2]Savita Kumari, [3]Rimpika, [4]Rajesh Kumar Dogra and Shilpa[5]

College of Horticulture and Forestry, YSPUH&F, Nauni, Solan, Himachal Pradesh (173 230), India
Corresponding Author: Meena Kumari

ABSTRACT

Rootstocks play a vital role in determining the productivity, growth, and overall performance of fruit orchards by influencing key traits such as tree size, yield, precocity, fruit quality, and stress tolerance. Through grafting or budding, desirable characteristics of both rootstock and scion are combined, making their compatibility essential for successful plant development. Rootstocks regulate physiological processes including water and nutrient uptake, growth vigor, flowering, and resistance to biotic and abiotic stresses, while also contributing to winter hardiness and adaptation to environmental conditions. Dwarfing rootstocks are particularly important in high-density planting systems for improving yield efficiency and fruit quality. Although the mechanisms underlying rootstock effects at physiological and molecular levels are not yet fully understood, their impact on scion performance is significant. With increasing challenges such as climate change, soil degradation, and pest pressures, the development and selection of improved rootstocks have become crucial for sustainable and efficient fruit production.

Keywords: Rootstocks, precocity, production, resistance, scion, seedlings, yield,

INTRODUCTION:

Rootstocks play a central role in determining the productivity and overall performance of fruit orchards. By grafting or budding two different plants together, growers can combine desirable traits from both the rootstock and the scion. These interactions influence important factors such as early bearing (precocity), yield, tree size control, annual growth cycles, fruit respiration, crop load, and canopy management. However, the effects of rootstocks on physiological, biochemical, and molecular traits are still not fully understood. Rootstocks significantly affect scion characteristics, including growth, vigor, growth habit, flowering intensity, fruit development, and overall productivity. Fruit crops are commonly propagated through vegetative methods such as cuttings, budding, grafting, and layering. In grafting and budding, compatibility between rootstock and scion is essential to form a successful union, resulting in a single, functional plant (Jain et al., 2023). Rootstocks are used to propagate desirable cultivars, enhance tolerance to environmental stresses, and regulate tree size. Dwarfing or size-controlling rootstocks are particularly valuable in high-density planting systems, where they can increase yield per unit area and improve fruit quality. In addition to influencing tree vigor, yield, and fruit quality, rootstocks also contribute to winter hardiness and resistance or tolerance to biotic and abiotic stresses. While scions can also affect rootstock behavior, studies suggest that rootstocks generally have a greater impact on tree growth and biomass accumulation. The rootstock forms the lower portion of the grafted plant, developing into the root system, while the scion forms the fruit-bearing upper part. Breeding rootstocks is more complex and time-consuming than breeding scions because their effects on fruiting are indirect. Nevertheless, selecting appropriate rootstocks is crucial for optimizing tree growth, yield, and longevity. Rootstocks influence key physiological processes such as water and nutrient uptake, disease resistance, and stress responses. With the growing global demand for fruits, improving rootstocks has become an important strategy for achieving sustainable and efficient production. In recent decades, research on rootstocks has gained momentum due to challenges like climate change, soil degradation, and pest pressures. By developing improved rootstocks, scientists aim to produce fruit crops that can withstand adverse conditions while maintaining or enhancing fruit quality. Overall, grafting compatible rootstock–scion combinations remains a fundamental horticultural practice that supports better adaptation, stress tolerance, vigor control, and uniform production in fruit crops.

ROOTSTOCK:

The scion is the upper part of a plant that is grafted onto a rootstock, usually connected to the underground portion that supports new aboveground growth. It is selected to possess all the desired traits of the plant. When the rootstock and scion are fully compatible, they form a strong and successful union, resulting in a composite plant. However, in some cases, grafted or budded plants may show unusual growth patterns that differ from how each component would grow independently (Goswami, 2017). The term "stock–scion relationship" describes the mutual influence between the rootstock and the scion, where the characteristics of one component affect the performance of the other.

Importance of Rootstock:

Rootstocks play a key role in determining a plant's lifespan, resistance to pests and diseases, tolerance to cold conditions, fruit yield, and the overall size of both the tree and its root system. Fruit trees propagated using rootstocks often begin bearing fruit much sooner, compared to trees grown from seeds, which may take 3–8 years to produce. For instance, when a large fruit tree variety is grafted onto a dwarfing rootstock, it results in a smaller tree that is suitable for container gardening and can produce fruit much earlier, making it ideal for home gardeners.

Characteristics of ideal rootstock:

1. It should be compatible with the diverse scion genotypes and soil types.
2. It should be able to establish well and transfer soil nutrients to scion to improve its genetic potential of fruit production and quality characteristics.
3. It should be well adapted, hence need thorough evaluation with local scion varieties to avoid later stage problems.
4. It should be suitable for adoption in a range of pH, mineral content, and nematode tolerance, salinity or alkalinity tolerance, limited water availability, pathogen load and soil type.
5. It should be easy to propagate clonally through vegetative methods.
6. It should not have profuse suckering habit and late compatibility symptoms.

Effects of rootstocks: -

1. **Effect of stocks on scion cultivars**
2. **Effect of scion on rootstock**

1. Effect of Stocks on Scion Cultivars

Tree size and vigor are strongly affected by the choice of rootstock. When a scion is grafted onto a dwarfing rootstock, its growth is restricted, producing a smaller plant. On the other hand, grafting onto a vigorous rootstock promotes faster and more robust growth. For instance, trifoliate orange acts as a dwarfing rootstock for sweet orange and grapefruit. In mango, rootstocks like Kalapade and Olour reduce the size of scion cultivars, while in guava, rootstocks such as *Psidium pumilum* and Pusa Srijan also result in smaller trees, even in varieties like Allahabad Safeda. Rootstocks are therefore widely used to manage tree size. In apple, they are classified based on their effect on scion growth into dwarf (about 2 m), semi-dwarf (3–4 m), vigorous (around 5 m), and very vigorous (over 5 m). Their influence on growth is well documented in crops like apple and citrus. A scion on a dwarf rootstock remains compact, whereas the same scion on a vigorous rootstock grows much larger. For example, dwarfing rootstocks such as M9 restrict growth, while vigorous ones enhance it. Cultivars like Red Delicious, Jonathan, and Rymer achieve greater height, girth, spread, and overall tree volume when grafted onto vigorous rootstocks like M13 (Hartmann et al.,2002).

Precocity in Flowering and Fruiting: Precocity, or the amount of time from planting to fruiting, is influenced by rootstocks. Precocity often refers to slowness to fruiting with robust stocks and dwarfing stocks or rootstocks. Mandarin citrus fruit requires fewer days to fruit when grafted on Citrus jambhiri rootstock than when grafted on acid lime.

Fruit set and yield: Rootstocks play an important role in influencing flowering and fruit set. In persimmon (*Diospyros kaki* cv. Hachiya), a higher number of flowers are produced when grafted onto *D. lotus*, but only a small proportion develop into mature fruits. In contrast, fruit set is much higher when *D. kaki* itself is used as the rootstock. The effect of rootstocks on yield has been observed in several fruit crops. For example, acid lime

plants budded on rough lemon show about a 70% increase in yield compared to those budded on Troyer citrange, Rangpur lime, or their own rootstock. Similarly, sweet orange variety Sathugudi produces higher yields when grafted onto Kichili rootstock. Dwarfing rootstocks can also enhance productivity per unit area, as they allow for higher planting density. In American grape varieties (*Vitis labrusca*), grafting onto vigorous rootstocks has been found to increase yield compared to plants grown on their own roots. In apple, the cultivar Golden Delicious produces more fruits per tree than Gold Spur when grown on rootstocks such as M7, MM106, and M26.

Fruit size and quality: Sathugudi sweet oranges produced large fruit when grafted on gajanimma rootstocks, but the quality was poor while on its own roots they produced fruits with high juice content and quality. Sweet orange exhibited the highest granulation when budded on rough lemon whereas granulation was very low on Cleopatra mandarin. Rootstock *Pyruscommunis* did not show any symptom of physiological disorder black end in Bartlett Pear but *Pyrus pyrifolia* exhibited this disorder and affected fruit quality. Washington navel oranges are found largest on Troyer citrange and smallest on Cleopatra mandarin. In general, when sour orange, sweet orange and grapefruit rootstock are used for sweet orange.

Nutrient status of scion: Rootstocks have an impact on scion's nutritional behavior as well. Compared to their own rootstock or Cleopatra Mandarin rootstocks, Sathugudi orange trees provide a higher nutritional status for all nutrients in the leaves when they budded on C. volkarimariana root stock.

Disease resistance: In citrus, there is a suitable variance in the rootstocks' susceptibility to worms and illnesses. Rough lemon stock, for instance, is susceptible to nematodes and gummosis but tolerant of tristeza, xyloporosis, and exocortis. Troyer Citrange, on the other hand, is susceptible to gummosis but causes exocortis virus illness.

Winter hardiness: Young grapefruit plants grafted into Rangpur limes fare better in winter damage than do rough lemon or sour orange trees. Colder and more resilient were sweet oranges and mandarins grown on trifoliate stocks. Capability to stand out the soil opposing status When it comes to citrus rootstocks, foliate oranges are weak, whereas Rangpur limes, sweet oranges, and sour orange stocks are mediumly able to withstand higher salt levels in the soil.

B. Effect of scion on rootstock

Vigour of the rootstocks: Apple produced a very fibrous root system with few tap roots when budded on apple cv. 'Red Astrachan' and when Golden burg budded on the seedlings; they produced few tap roots without a fibrous root system. If the scion is less vigorous than rootstock, the growth and stature of the tree is determined by the scion rather than the rootstocks in citrus. Eureka lemon budded to sour orange seedling is killed along with the rootstock in severe winter, while the un-budded sour orange seedling suffers little from winter injury.

Cold hardiness of the rootstock: Scion affects cold hardiness of citrus roots. Unbudded sour orange seedlings are least affected from winter injury whereas when it is budded on Eureka rootstock, suffered much more from winter injury.

Precocity in flowering: A six month or one-year-old mango rootstock seedlings exhibited flowering when its branches were inarched from the old tree.

Age of Root Stock Seedling: Young mango rootstock seedling (6 month to one year old) were found to put forth inflorescence when the branches from old trees are inarched which will be attributed to the influence of scion on the rootstock.

Incompatibility: Certain rootstock and scions are incompatible; therefore, the graft union between these two will not normally take place.

Kind of Plant: Some species like oats are difficult to graft but apple and pears are very easy in predicting a successful graft union.

CONCLUSION

The relationship between the scion and rootstock is crucial for achieving optimal plant growth, efficient nutrient absorption, and successful flowering and fruiting with high-quality produce. A lack of essential minerals or water can limit scion growth, while insufficient carbohydrate levels in the roots can hinder root development. This, in turn, reduces the plant's ability to absorb water and nutrients and limits the energy available for active ion uptake. Interactions between the scion and rootstock can also be managed to produce trees with desired structures, such

as fewer branches with wider angles. From a horticultural perspective, understanding these relationships is important for selecting the most suitable graft combinations under specific environmental conditions to ensure superior fruit quality. Choosing the right scion–rootstock pairing is especially vital in deciduous fruit crops, as it affects water balance, leaf gas exchange, nutrient uptake, plant size, flowering, fruit set, fruit quality, and overall yield efficiency. Rootstocks play a key role in modern fruit production systems by influencing numerous characteristics that determine productivity and quality. Significant progress has been made in studying scion–rootstock interactions, including improvements in disease resistance, tolerance to environmental stresses, and nutrient efficiency. However, there is still considerable scope for advancement, particularly in areas such as precision breeding, sustainable practices, and climate adaptability. Emerging technologies in genomics, innovative breeding strategies, and eco-friendly agricultural methods offer great promise for developing next-generation rootstocks that will enhance the productivity and resilience of fruit crops worldwide.

REFERENCES

Goswami, A. (2017). Importance of rootstock in different fruit crops. Biotech. Agril., 5(6): 31-36.

Jain, S., Sharma, R., Nidhi, N., Behera, S. D., Baksh, H., & Sharma, R. (2023). Advancement in tissue culture techniques for fruit crops. Int J Environ Clim Change, 13,4396-407

Hartmann, HT, Kester, DE, Davies Jr., FT and Geneve, RL. 2002. Plant Propagation Principle and Practices (6thedn.). Prentice Hall of India Pvt. Ltd. New Delhi.

INNOVATIVE AGRICULTURE
www.innovativeagriculture.in
ISSN : 3048 - 989X

Fish Intestinal Cell Lines: A Tool for Sustainable Feed Development and Gut Health Assessment

G. Nivedha[1] and Srijoni De[2]

[1]ICAR, Central Institute of Fisheries Education, Mumbai
[2]Late Shri Punaram Nishad College of Fisheries, Kawardha
Corresponding Author: G. Nivedha

Abstract

Fish intestinal cell lines have emerged as powerful in vitro tools for studying gut physiology, nutrient absorption, immune responses, and toxicological interactions in aquaculture species. Traditional in vivo trials are time-consuming, costly, and raise ethical concerns, creating a demand for alternative experimental models. Cell lines such as RTgutGC derived from *rainbow trout* have demonstrated functional characteristics of intestinal epithelial barriers, including transport, permeability, and response to dietary and environmental factors. These models are increasingly applied in evaluating feed ingredients, anti-nutritional factors, contaminants, and functional additives. Recent advancements, including gut-on-chip systems and co-culture techniques, further enhance the physiological relevance of these models. Studies also highlight their role in assessing interactions between intestinal barriers and xenobiotics, as well as immune modulation via gut-associated lymphoid tissues. Despite limitations such as lack of full systemic complexity, fish intestinal cell lines provide a rapid, reproducible, and ethical platform for screening and mechanistic studies. This article reviews the scope, applications, advantages, and future prospects of fish intestinal cell lines in aquaculture nutrition and feed technology.

Keywords: Fish intestinal cell lines, RTgutGC, gut barrier, aquaculture nutrition, in vitro models, feed evaluation, intestinal immunity, toxicology, gut-on-chip

Introduction

Gut health plays a fundamental role in fish nutrition and aquaculture, as the intestine is responsible for digestion, nutrient absorption, and maintenance of overall physiological homeostasis. Beyond its digestive function, the fish intestine also serves as a critical barrier and immune organ, influencing growth performance, disease resistance, and feed efficiency. Therefore, maintaining optimal intestinal function is essential for sustainable aquaculture production (Frontiers in Immunology, 2019; Gupta et al., 2024). Traditionally, studies on fish nutrition and intestinal physiology have relied on in vivo experiments. Although these approaches provide comprehensive insights, they are associated with several limitations, including high experimental costs, ethical concerns related to animal use, and variability in results due to environmental and biological factors. These challenges often restrict large-scale screening of feed ingredients and environmental contaminants (Schug, 2019; Drieschner, 2018).

To overcome these limitations, there has been a growing shift toward the use of in vitro systems, which offer controlled, reproducible, and cost-effective alternatives for studying intestinal processes. In vitro models allow precise manipulation of experimental conditions and enable rapid screening of multiple samples, making them highly suitable for aquaculture research (Pumputis, 2017).Among these, fish intestinal cell lines have emerged as promising tools for investigating gut function. Cell lines such as RTgutGC replicate key features of the intestinal epithelium, including barrier integrity, nutrient transport, and responsiveness to dietary and environmental factors. These models provide valuable insights into the mechanisms of nutrient absorption, immune responses, and interactions with feed components and toxic substances (Schug et al., 2019; Pumputis, 2017).

The objective of this article is to review the scope, applications, and significance of fish intestinal cell lines in aquaculture nutrition and feed technology, with particular emphasis on their role in studying intestinal barrier function, feed evaluation, immune responses, and environmental risk assessment.

Fish Intestine as a Functional Barrier

The fish intestine is a multifunctional organ that serves not only in digestion and absorption but also as a critical interface between the external environment and the internal physiological system. Structurally, the intestinal wall is composed of a mucosal layer lined by epithelial cells, supported by connective tissue and smooth muscle layers. The epithelial lining, primarily consisting of enterocytes, goblet cells, and immune-related cells, forms a continuous barrier regulated by tight junction proteins, which control paracellular permeability and maintain intestinal integrity (Drieschner, 2018; Schug et al., 2019).

Functionally, the fish intestine plays a central role in **nutrient absorption**, where digested macromolecules such as amino acids, fatty acids, and simple sugars are transported across the epithelial cells via specialized transporters. These processes are highly regulated to ensure efficient assimilation of nutrients while preventing the entry of harmful substances (Pumputis, 2017; Gupta et al., 2024).

In addition to its digestive role, the intestine is a key component of the **immune defense system**, largely mediated through gut-associated lymphoid tissue (GALT). This system includes immune cells such as lymphocytes, macrophages, and antigen-presenting cells that detect and respond to pathogens. The mucosal immune system produces cytokines and antimicrobial peptides, contributing to both innate and adaptive immunity (Frontiers in Immunology, 2019; British Journal of Nutrition, 2004).

The intestinal barrier also functions as a **protective shield against pathogens and toxins**. Tight junctions between epithelial cells prevent the translocation of harmful microorganisms and xenobiotics, while selective permeability allows beneficial nutrients to pass through. Experimental studies using fish intestinal cell models have demonstrated how this barrier regulates the transport of organic chemicals and limits toxic exposure (Schug et al., 2019; Environmental Science & Technology, 2019).

Importantly, the fish intestine is increasingly recognized as an **"environment–organism interface,"** where continuous interaction occurs between dietary components, microbiota, and environmental contaminants. This concept highlights the intestine's dynamic role in sensing and responding to external stimuli while maintaining internal homeostasis. In vitro models, such as intestinal cell lines, have further reinforced this understanding by enabling controlled investigation of barrier function and environmental interactions (Drieschner, 2018; Schug, 2019).

Overall, the fish intestine integrates digestive, immunological, and barrier functions, making it a vital organ for maintaining health and performance in aquaculture species.

Development of Fish Intestinal Cell Lines

Fish intestinal cell lines are in vitro cultured cells derived from the intestinal tissue of fish, capable of continuous growth and replication under controlled laboratory conditions. These cell lines provide a simplified and reproducible model system to study intestinal physiology, nutrient transport, barrier integrity, and interactions with dietary and environmental factors, thereby reducing reliance on in vivo experimentation (Pumputis, 2017; Schug, 2019). Among the available models, the **RTgutGC cell line**, derived from the intestinal epithelium of *rainbow trout (Oncorhynchus mykiss)*, is one of the most widely used and well-characterized systems. This cell line has gained significant attention due to its ability to mimic key structural and functional features of the fish intestinal barrier, making it highly suitable for studies in aquaculture nutrition and toxicology (Pumputis, 2017; Schug et al., 2019).

The **development of fish intestinal cell lines** typically involves isolation of intestinal tissue under sterile conditions, followed by enzymatic or mechanical dissociation to obtain individual cells. These cells are then cultured in appropriate growth media supplemented with nutrients, growth factors, and antibiotics to promote cell proliferation while preventing contamination. Over successive passages, stable cell populations are established that retain essential intestinal characteristics (Pumputis, 2017; Drieschner, 2018).

Fish intestinal cell lines, particularly RTgutGC, exhibit several important **characteristics**. They display **epithelial morphology**, forming monolayers of polygonal cells similar to intestinal enterocytes. These cells are capable of developing **tight junctions**, which are critical for maintaining barrier integrity and regulating paracellular transport. The formation of tight junctions allows the establishment of a functional barrier that closely resembles in vivo intestinal epithelium (Schug et al., 2019; Schug, 2019).

In addition, these cell lines demonstrate active **transport mechanisms**, including uptake and translocation of nutrients, ions, and other molecules across the cell layer. This makes them highly valuable for studying nutrient absorption, permeability, and the effects of feed ingredients or contaminants on intestinal function. Experimental evidence has shown that RTgutGC cells can be used to assess transport of organic chemicals and evaluate intestinal barrier responses under controlled conditions (Schug et al., 2019; Drieschner, 2018).

Overall, the development of fish intestinal cell lines such as RTgutGC represents a significant advancement in aquaculture research, providing a reliable and efficient platform for investigating gut function, feed evaluation, and environmental interactions.

Intestinal Barrier Function in Cell Line Models

Fish intestinal cell line models provide a controlled platform to investigate the functional properties of the intestinal barrier, particularly in terms of permeability, transport, and interaction with external compounds. These models, such as RTgutGC, are widely used to simulate the epithelial layer of the intestine and assess how substances move across or are restricted by this barrier (Schug et al., 2019).

Permeability and transport studies are central to understanding intestinal function in vitro. Cell line models enable the evaluation of both transcellular and paracellular transport pathways, allowing researchers to study the uptake and movement of nutrients, ions, and other molecules across the epithelial layer. Experimental findings have demonstrated that these models can effectively mimic selective permeability, providing insights into absorption efficiency and barrier selectivity (Schug et al., 2019; Schug, 2019).

A key feature of intestinal barrier function is the integrity of **tight junctions**, which connect adjacent epithelial cells and regulate paracellular transport. In fish intestinal cell lines, the formation and maintenance of tight junctions are essential for establishing a functional barrier. Disruption of these junctions can lead to increased permeability and reduced barrier efficiency, making them a critical parameter in studies evaluating the effects of dietary components or toxic substances (Schug et al., 2019).

The **transepithelial electrical resistance (TEER)** is a widely used quantitative measure of barrier integrity in cell culture models. TEER reflects the resistance to ionic flow across the cell monolayer and is directly related to tight junction functionality. Higher TEER values indicate stronger barrier integrity, while decreased TEER suggests compromised tight junctions and increased permeability. In RTgutGC and similar models, TEER measurements are routinely used to monitor barrier formation and assess the impact of various treatments (Schug et al., 2019; Schug, 2019).

Furthermore, these cell line models are particularly valuable for studying the **interaction with chemicals and xenobiotics**. They allow controlled investigation of how environmental contaminants, organic chemicals, and feed-related compounds interact with the intestinal barrier. Studies have shown that such models can be used to assess the transfer, accumulation, and potential toxicity of chemicals, thereby providing an alternative to in vivo toxicological testing (Schug et al., 2019; Environmental Science & Technology, 2019).

Overall, intestinal cell line models serve as effective tools for analyzing barrier function, offering detailed insights into permeability, transport mechanisms, and responses to external substances under controlled experimental conditions.

Applications in Fish Nutrition and Feed Technology

Fish intestinal cell lines have become valuable tools in aquaculture nutrition and feed technology, enabling detailed evaluation of nutrient utilization, feed ingredients, and physiological responses under controlled in vitro conditions. These models provide a rapid and reproducible platform to study digestive and absorptive processes, reducing dependence on whole-animal trials (Pumputis, 2017; Gupta et al., 2024).

5.1 Nutrient Absorption Studies

Fish intestinal cell lines are widely used to investigate the absorption of major nutrients, including proteins, lipids, and carbohydrates. These models allow the study of transport mechanisms such as amino acid uptake, fatty acid assimilation, and glucose transport across intestinal epithelial cells. The RTgutGC cell line, in particular, has demonstrated functional transport systems that mimic in vivo conditions, making it suitable for assessing nutrient bioavailability and digestion efficiency (Pumputis, 2017; Schug et al., 2019). Such studies are crucial for optimizing feed formulations and improving nutrient utilization in aquaculture species.

5.2 Evaluation of Feed Ingredients

The increasing shift toward sustainable aquaculture has led to the exploration of alternative feed ingredients, especially plant-based sources and novel proteins. Fish intestinal cell lines are extensively used to evaluate the digestibility, absorption, and potential effects of these ingredients on gut function. Plant-based feedstuffs, while economical, may contain compounds that influence intestinal health, and their impact can be effectively screened using in vitro models (Gupta et al., 2024). Additionally, emerging protein sources such as mycoprotein can be assessed for their compatibility with fish intestinal cells, providing insights into their suitability as sustainable feed alternatives (Pumputis, 2017).

5.3 Anti-nutritional Factors

Anti-nutritional factors such as trypsin inhibitors, saponins, and other plant-derived compounds can negatively affect digestion and intestinal integrity. Fish intestinal cell lines offer a practical approach to evaluate the effects of these compounds on epithelial function, including enzyme inhibition, barrier disruption, and cytotoxicity. In vitro studies enable rapid screening of feed ingredients to identify and mitigate the adverse effects of such compounds before in vivo application (Gupta et al., 2024; Schug et al., 2019).

5.4 Functional Feed Additives

Functional feed additives, including probiotics, prebiotics, and nutraceuticals, are increasingly used to enhance gut health, immunity, and growth performance in fish. Intestinal cell line models provide a controlled environment to study their mechanisms of action, such as modulation of nutrient absorption, improvement of barrier integrity, and stimulation of immune responses. These models also allow evaluation of synergistic effects of multiple additives, supporting the development of functional feeds aimed at improving aquaculture sustainability and fish health (Frontiers in Immunology, 2019; Gupta et al., 2024).

Overall, fish intestinal cell lines play a pivotal role in advancing feed technology by enabling efficient screening of nutrients, ingredients, and bioactive compounds, thereby contributing to the development of cost-effective, sustainable, and health-promoting aquafeeds.

Role in Toxicology and Environmental Risk Assessment

Fish intestinal cell line models have gained significant importance in toxicology and environmental risk assessment due to their ability to simulate the intestinal barrier under controlled in vitro conditions. These models enable detailed investigation of how environmental contaminants interact with the gut epithelium, providing mechanistic insights into uptake, transport, and toxicity while minimizing the need for in vivo experimentation (Schug et al., 2019; Schug, 2019).

One of the primary applications is the **testing of heavy metals**, such as cadmium, lead, and mercury, which are common aquatic pollutants. Exposure to these metals can induce oxidative stress, disrupt cellular integrity, and impair barrier function in intestinal epithelial cells. Fish intestinal cell lines allow assessment of cytotoxicity, changes in permeability, and alterations in cellular responses upon exposure to heavy metals, thereby helping to evaluate their potential risks to fish health and food safety (Schug et al., 2019; *Environmental Science & Technology*, 2019).

In addition, these models are widely used for evaluating **organic pollutants**, including pesticides, pharmaceuticals, and industrial chemicals. In vitro studies using intestinal cell lines facilitate the analysis of dose-dependent effects, cellular accumulation, and metabolic responses to such compounds. They also allow the study of complex mixtures of pollutants, which is often challenging in whole-animal systems (Schug et al., 2019; *Environmental Science & Technology*, 2019; *Environmental Science: Nano*, 2015).

A critical aspect of environmental toxicology is understanding **chemical transport across the intestinal barrier**. Fish intestinal cell models, particularly RTgutGC, have been successfully used to quantify the uptake and translocation of organic chemicals across epithelial layers. These studies provide valuable data on permeability coefficients and transport kinetics, helping to predict bioavailability and internal exposure levels of contaminants in fish (Schug et al., 2019; Schug, 2019). Such models also support the integration of experimental and computational approaches to better understand chemical transfer mechanisms.

Furthermore, fish intestinal cell lines contribute significantly to the **replacement of animal testing**, aligning with the principles of the 3Rs (Replacement, Reduction, and Refinement). Traditional in vivo toxicological

assessments are often resource-intensive, ethically constrained, and time-consuming. In contrast, in vitro intestinal models offer a rapid, cost-effective, and reproducible alternative for preliminary screening and mechanistic studies of environmental contaminants (Schug, 2019; Drieschner, 2018).

Overall, fish intestinal cell line models represent a powerful tool in environmental toxicology, enabling efficient evaluation of heavy metals, organic pollutants, and chemical transport processes while supporting sustainable and ethical research practices.

Immune Function and Gut Health Studies

The fish intestine plays a pivotal role in immune regulation, functioning as both a physical and immunological barrier that maintains host–microbe balance. Fish intestinal cell line models have been increasingly utilized to study the **interaction with the immune system**, particularly the role of epithelial cells as the first line of defense. These cells can recognize microbial antigens and initiate immune signaling pathways, thereby contributing to innate immune responses and coordinating downstream adaptive immunity (Frontiers in Immunology, 2019; Drieschner, 2018).

A critical component of intestinal immunity is the regulation of **cytokine responses**. Intestinal epithelial cells are capable of producing cytokines in response to pathogens, dietary components, or environmental stressors. These signaling molecules regulate inflammation, immune cell recruitment, and maintenance of mucosal homeostasis. In vitro studies using fish intestinal cell lines allow controlled assessment of cytokine expression patterns, providing insights into pro-inflammatory and anti-inflammatory mechanisms (Frontiers in Immunology, 2019).

The immune function of the intestine is further supported by **gut-associated lymphoid tissues (GALT)**, which consist of lymphocytes, macrophages, and antigen-presenting cells distributed within the intestinal mucosa. GALT plays a crucial role in antigen recognition, immune tolerance, and defense against pathogens. Although cell line models do not fully replicate the complexity of GALT, they are effective for studying epithelial-mediated immune responses and signaling interactions at the mucosal surface (Frontiers in Immunology, 2019; British Journal of Nutrition, 2004).

Dietary factors significantly influence intestinal immunity, highlighting the **effect of diet on immune function**. Functional feed components such as probiotics, prebiotics, and nutraceuticals can enhance immune responses by modulating cytokine production, improving barrier integrity, and supporting beneficial microbiota. Fish intestinal cell lines provide a rapid and efficient platform to evaluate the immunomodulatory effects of these dietary interventions, thereby aiding in the development of health-promoting aquafeeds (Frontiers in Immunology, 2019; Gupta et al., 2024).

Overall, fish intestinal cell line models serve as valuable tools for understanding immune function and gut health, offering insights into epithelial–immune interactions, cytokine regulation, and dietary modulation of mucosal immunity in aquaculture species.

Advanced Models and Emerging Technologies

Recent advancements in in vitro systems have significantly improved the physiological relevance of fish intestinal models, enabling more accurate simulation of in vivo conditions. These innovations integrate engineering, biology, and computational approaches to enhance the study of intestinal function, nutrient transport, and environmental interactions (Drieschner, 2018; Schug, 2019).

One of the most promising developments is the use of **gut-on-chip systems**, which mimic the dynamic microenvironment of the fish intestine. These microfluidic devices recreate key features such as fluid flow, mechanical forces, and cell–cell interactions, allowing more realistic modeling of intestinal processes. Gut-on-chip platforms provide improved representation of barrier function and enable detailed investigation of responses to dietary components and environmental contaminants (Drieschner, 2018).

Co-culture models further enhance the complexity of intestinal cell systems by incorporating multiple cell types, such as epithelial cells along with immune or mucus-secreting cells. This approach allows the study of interactions between different cellular components of the intestine, including immune responses and barrier regulation. Co-culture systems help bridge the gap between simple monoculture models and the complexity of in vivo tissues (Schug et al., 2019; Schug, 2019).

In addition, **3D intestinal models** have emerged as advanced tools that better replicate the structural organization of the intestinal epithelium. Unlike traditional two-dimensional cultures, 3D systems allow cells to grow in a more physiologically relevant architecture, improving cell differentiation, polarization, and functional activity. These models provide enhanced insights into nutrient absorption, barrier integrity, and host–microbe interactions (Drieschner, 2018).

The **integration with computational models** represents another important advancement in this field. Combining experimental data from cell line studies with computational simulations enables prediction of chemical transport, absorption kinetics, and toxicological outcomes. Such integrative approaches improve the accuracy of risk assessment and support the development of predictive models for aquaculture applications (Schug et al., 2019).

Overall, these advanced models and emerging technologies are transforming fish intestinal research by providing more realistic, efficient, and predictive tools, thereby enhancing studies in nutrition, toxicology, and environmental risk assessment.

Advantages and Limitations

Fish intestinal cell line models offer several advantages that make them highly valuable tools in aquaculture research, particularly in nutrition, toxicology, and feed evaluation. One of the primary benefits is their **ethical advantage**, as they significantly reduce the need for live animal experimentation, aligning with the principles of the 3Rs (Replacement, Reduction, and Refinement) in research (Schug, 2019; Drieschner, 2018). These in vitro systems also provide a **cost-effective** alternative to in vivo trials, as they require fewer resources, less time, and simpler infrastructure to maintain and conduct experiments (Pumputis, 2017).

Another key advantage is their suitability for **rapid screening** of multiple samples, including feed ingredients, contaminants, and functional additives. This allows researchers to efficiently evaluate a wide range of compounds before proceeding to more complex in vivo studies (Gupta et al., 2024). Additionally, cell line models offer a highly **controlled experimental environment**, where variables such as temperature, nutrient composition, and exposure conditions can be precisely regulated, leading to improved reproducibility and consistency of results (Schug et al., 2019).

Despite these advantages, fish intestinal cell line models also have certain limitations. One major constraint is the **lack of systemic interaction**, as these models do not fully replicate the complex interactions between different organs, tissues, and physiological systems present in whole organisms (Drieschner, 2018). Furthermore, they exhibit **simplified physiology**, lacking features such as vascularization, neural regulation, and complete immune system integration, which can influence the accuracy of extrapolating results to in vivo conditions (Schug et al., 2019).

Another important limitation is the presence of **species-specific differences**, as cell lines derived from one fish species (e.g., rainbow trout) may not fully represent the physiological responses of other aquaculture species. This can affect the general applicability of findings across different species used in aquaculture (Pumputis, 2017; Gupta et al., 2024).

Overall, while fish intestinal cell lines provide a powerful and efficient platform for research, their limitations highlight the need to complement in vitro findings with in vivo studies and advanced models to achieve a comprehensive understanding of fish intestinal function.

Future Perspectives

Fish intestinal cell line models are expected to play an increasingly important role in advancing aquaculture research through integration with modern biotechnological and computational approaches. One of the key future directions is the **integration with omics technologies**, including genomics, transcriptomics, and proteomics. These approaches enable comprehensive analysis of gene and protein expression in response to dietary components, environmental stressors, and toxicants. Combining omics data with in vitro intestinal models allows deeper understanding of molecular mechanisms underlying nutrient metabolism, barrier function, and immune responses (Schug et al., 2019; DOI: 10.1002/pmic.201400441).

Another promising area is the development of **personalized fish nutrition**, where feed formulations can be optimized based on species-specific or even strain-specific physiological responses. Fish intestinal cell lines

provide a platform to evaluate how different dietary components influence nutrient absorption and cellular responses, supporting the design of targeted and efficient feeding strategies (Gupta et al., 2024; Pumputis, 2017). The application of **AI-based modeling** and computational tools is also expected to enhance the predictive capacity of in vitro systems. By integrating experimental data from intestinal cell lines with computational simulations, researchers can model nutrient transport, chemical uptake, and toxicological responses more accurately. Such approaches can improve decision-making in feed development and environmental risk assessment (Schug et al., 2019; Schug, 2019).

Furthermore, these advancements contribute significantly to **sustainable aquaculture applications**. The use of intestinal cell line models supports the development of alternative feed ingredients, reduces dependence on animal trials, and enables efficient screening of environmentally safe compounds. This aligns with the global need for sustainable and eco-friendly aquaculture practices while maintaining fish health and productivity (Drieschner, 2018; Gupta et al., 2024).

Overall, the integration of omics technologies, computational modeling, and innovative in vitro systems will expand the scope of fish intestinal cell lines, making them indispensable tools for future research in nutrition, health, and sustainability in aquaculture.

Conclusion

Fish intestinal cell lines represent a transformative tool in aquaculture research, enabling detailed investigation of gut function, nutrient absorption, and interactions with dietary and environmental factors. These in vitro models effectively bridge the gap between traditional in vivo experiments and modern laboratory approaches, providing a rapid, ethical, and reproducible platform for studying intestinal physiology and feed responses (Pumputis, 2017; Schug et al., 2019).

The application of these models in feed evaluation, nutrient transport studies, and toxicological assessments highlights their versatility and growing importance in aquaculture science. They allow precise control over experimental conditions and facilitate mechanistic understanding of how dietary components, anti-nutritional factors, and environmental contaminants influence intestinal health and barrier function (Schug, 2019; Gupta et al., 2024).

Although limitations such as simplified physiology and lack of systemic interactions persist, ongoing advancements—including gut-on-chip technologies, co-culture systems, and integration with computational modeling—are progressively enhancing their physiological relevance and predictive accuracy (Drieschner, 2018; Schug et al., 2019).

Overall, fish intestinal cell lines hold significant potential in advancing sustainable aquaculture by supporting the development of efficient feeds, reducing reliance on animal experimentation, and improving our understanding of gut health and immune function. These models are expected to play a crucial role in shaping future research and innovation in aquaculture nutrition and environmental safety (Gupta et al., 2024; Drieschner, 2018).

References

Bols, N.C., Barlian, A., Chirino-Trejo, M., Caldwell, S.J., Goegan, P. and Lee, L.E.J. (1994) 'Development of a cell line from primary cultures of rainbow trout, *Oncorhynchus mykiss* (Walbaum), gills', *Journal of Fish Diseases*, 17(6), pp. 601–611. https://doi.org/10.1111/j.1365-2761.1994.tb00258.x

Dawood, M.A.O. (2021) 'Nutritional immunity of fish intestines: important insights for sustainable aquaculture', *Reviews in Aquaculture*, 13(1), pp. 642–663. https://doi.org/10.1111/raq.12492

Drieschner, C. (2018) *What is the role of fish intestine as environment-organism barrier? Mechanistic investigations using fish intestinal cells on a chip*. Doctoral dissertation. École Polytechnique Fédérale de Lausanne (EPFL).

Drieschner, C., Minghetti, M., Wu, S., Renaud, P. and Schirmer, K. (2017) 'Ultrathin alumina membranes as scaffold for epithelial cell culture from the intestine of rainbow trout', *ACS Applied Materials & Interfaces*, 9(11), pp. 9496–9505. https://doi.org/10.1021/acsami.7b00705

Gupta, G., Kumar, M., Pandey, M.K., Misra, P.K., Singh, M.K. and Singh, R.K. (2024) 'Scope of fish intestinal cell line on fish nutritional studies', in *Scientific Inputs in Modern Indian Agriculture*.

Kawano, A., Haiduk, C., Schirmer, K., Hanner, R., Lee, L.E.J., Dixon, B. and Bols, N.C. (2011) 'Development of a rainbow trout intestinal epithelial cell line and its response to lipopolysaccharide', *Aquaculture Nutrition*, 17(2), pp. e241–e252. https://doi.org/10.1111/j.1365-2095.2010.00757.x

Pumputis, P.G. (2017) *Development of RTgutGC as a Tool for Fish Feed Development*. Thesis.

Schug, H.I. (2019) *A fish intestinal barrier model to assess the interaction with chemicals in vitro*. Doctoral dissertation. École Polytechnique Fédérale de Lausanne.

Schug, H., Maner, J., Begnaud, F., Berthaud, F., Gimeno, S., Schirmer, K. and Županič, A. (2019) 'Intestinal fish cell barrier model to assess transfer of organic chemicals in vitro: an experimental and computational study', *Environmental Science & Technology*, 53(20), pp. 12062–12070. https://doi.org/10.1021/acs.est.9b04281

Wang, J., Lei, P., Gamil, A.A.A., Lagos, L., Yue, Y., Schirmer, K., Mydland, L.T., Øverland, M., Krogdahl, Å. and Kortner, T.M. (2019) 'Rainbow trout (*Oncorhynchus mykiss*) intestinal epithelial cells as a model for studying gut immune function and effects of functional feed ingredients', *Frontiers in Immunology*, 10, article 152. https://doi.org/10.3389/fimmu.2019.00152

INNOVATIVE AGRICULTURE
www.innovativeagriculture.in
ISSN : 3048 - 989X

NATURE'S NUTRIENT VAULT: EXPLORING THE VALUE OF TRADITIONAL RICE VARIETIES

Vignesuwar T, Gogulraj Murugesan Rajeswari

B.Sc., (Hons.) Agriculture, School of Agricultural Sciences, Karunya Institute of Technology and Sciences, Coimbatore, India.
Corresponding Author: Vignesuwar T

Introduction:

Rice is more than just a staple food—it is a living heritage woven into the cultural, ecological, and nutritional fabric of our society. For centuries, farmers across India have carefully nurtured a vast diversity of traditional rice varieties, each uniquely adapted to local climates, soils, and culinary traditions. From the aromatic richness of Seeraga Samba to the medicinal properties of Karuppu Kavuni, these indigenous grains represent a treasure trove of nutrition and resilience. However, the rise of high-yielding modern varieties has gradually pushed many of these traditional types to the margins. In the pursuit of quantity, we have often overlooked quality, losing not only genetic diversity but also valuable nutrients, flavors, and health benefits. Today, as concerns about malnutrition, climate change, and sustainable agriculture intensify, there is a renewed interest in rediscovering these forgotten grains. Traditional rice varieties are often rich in micronutrients, antioxidants, and dietary fiber, making them a powerful tool in promoting better health. Moreover, their natural tolerance to drought, floods, and pests makes them vital for building climate-resilient farming systems. This article explores the nutritional wealth, ecological significance, and cultural importance of traditional rice varieties, highlighting why they truly deserve to be called nature's nutrient vault.

1. Karungkuruvai:

Karungkuruvai (Tamil) translates as black short-season rice, and it is so because of its dark color and season of planting named kuruvai. The common type of this is highly appreciated in the Siddha medicine due to its healing effects. It is believed to aid in body detoxification, enhance blood circulation and fortify internal organs. Iron, antioxidants and micronutrients are present in the grain, which helps the body to boost immunity and overcome the feeling of weakness. It is one of the most revered heritage rice varieties in Tamil Nadu because of its medicinal value. Rice is cooked hard and it can be used as a nutritious traditional food.

2. Kattuyanam:

The literal meaning of kattuyanam is forest elephant rice because the plant comes out tall and powerful as an elephant in the wild. This variety can even climb to high heights and stand up even in a furious wind. It is conventionally nurtured with organic procedures of farming due to the inherent immunity and aggressive development. The grain contains a strong amount of fiber and minerals, which promote the digestive health. Its ability to endure in rainfed areas is appreciated by the farmers who also get a great deal of straw, which they use as cattle fodder. It is healthy and can be drawn upon to fortify the body.

3. Kuzhiadichan:

Kuzhiadichan rice is traditional and widely used rice because it has a soft grain consistency and easy to digest. The name also relates to its conventional farming procedure in small pits in the fields. It has plenty of vital minerals and moderate dietary fiber that is good in maintaining gut health. This rice is said to be appropriate to children and the elderly as it is easy to digest. It is customarily used in conventional homes in the cooking of soft rice dishes and porridge. Its light aroma and taste are advantageous to take in easy healthy diets.

4. Kullakar:

Kullakar translates to mean short red rice due to its shortness and reddish color of grain. It is characterized by drought resistance and is adaptable to low-water agriculture. It has zinc, iron, and natural antioxidants that enhance the health and immunity of blood. Red bran layer is more fueling than polished rice and assists in the

regulation of digestion. Traditional healers find it useful in keeping one active as it makes them less fatigued. It is served with its earthy flavor to go with kanji, classic rice dishes, and fermented foods.

5. Mappillai Samba:

Mappillai Samba means "bridegroom rice." Traditionally, newly married men were given this rice to improve strength and endurance. It contains a lot of iron, fiber and complex carbohydrates which supply energy over a long period. This diversity assists in enhancing hemoglobin concentration, as well as muscle tone. It has a low glycemic response that provides it with an advantage in regard to stabilizing the blood sugar levels. The frequent use is perceived to enhance physical strength and general well-being. The grain is characterized by a specific nut flavor that can be used to complement traditional South Indian food.

6. Kaivari Samba:

Kaivari Samba is a caw traditional rice type that is considered to have a nice scent and is versatile. It is characterized as having the capability of developing in different field conditions without compromising grain quality. The rice is enriched with some of the key nutrients and minerals that aid the healthy metabolism. Its conventional application in household cuisines is linked to building of resilience and enhancement of digestive functions. The long grains are cooked to become soft rice that has a good aroma. It is used in special preparations in the house due to its unusual taste.

7. Kitchili Samba:

Kitchili Samba is a dish that is commonly found in the traditional rice but has a distinctive fine grain and a great cooking quality. It is readily soluble and can be consumed on a daily basis. The rice also has moderate amounts of protein, minerals and dietary fiber which aid in a balanced diet. It is commonly used to cook steamed rice due to its softness and its pleasant taste. It is also appreciated by traditional farmers due to their ability to adapt to light soils. It has a light aroma that enhances the taste of basic foods and conventional foods.

8. Karuppu Kowni:

Karuppu Kowni also means black rice, which owes it name to its dark purple-black bran. It is among the most nutritionally endowed varieties of the traditional rice in Tamil Nadu. Dark color is comprised of anthocyanins, potent antioxidants that have the capacity to eliminate oxidative stress. It is also rich in iron, zinc and vitamin containing substances which aid in keeping off illnesses. Traditionally it was considered a royal rice because of its rarity and health benefits. Frequent use can aid in heart well-being and enhance the general well-being. It is slightly sweet and is thus used in savory and desserts.

9. Salem Samba:

Salem Samba is named after the Salem area where it has been traditional gold mining. This is an appreciated rice based on its adaptability and hybrid grain production. It has carbohydrates, minerals and moderate fiber that are helpful in helping with day-to-day nutrition. It is valued by farmers because of its reliable working in the local weather conditions. The rice cooked possesses typical taste befitting Tamil food. Due to its regional significance, it is even adopted to the western Tamil Nadu agricultural heritage.

10. Neelam Samba:

Neelam Samba is a variety of long grains of rice that are known due to their strength and quality of the grain. Its unique appearance and conventional identity give it its name, Neelam. It is known to be resistant to some pests and environmental stress. The grain is useful as it has micronutrients that help maintain the strength of the body and immunity. It is popular among farmers since it has been shown to do well under one of the traditional low-input agricultural systems. It is also good in wholesome family meals and traditional recipes due to its nice palate once cooked.

11. Thooyamalli:

Thooyamalli in Tamil is literally translated as pure jasmine. Due to the fact that this type of rice is white, such as jasmine, it got the name. Its qualities are mentioned in siddha medical texts. It has magnesium, calcium, iron and zinc- which is excellent in a balanced diet. It also has low glycemic index which benefits the people with diabetes who are in need of controlling the blood sugar. Frequent intake can help strengthen the immune system and enhance the condition of skin due to its antioxidants. Its unique taste and smell enrich the cuisines like biryani, risotto and even desserts.

12. Seeraga Samba:

The rice is usually grown during the Samba season (August to January), which is why it is called "Samba". As the rice of this kind is similar in shape with the spice cumin (in Tamil seeragam), it has come to be known as **Seeraga samba**. It is grown primarily in the regions of Thanjavur and Ramanathapuram. The grain is white and aromatic. It makes a wonderful base in preparation like payasam/kheer as well as in making delicious biriyani and Pongal. Seeraga Samba has high calcium and iron concentration. The high level of amylose helps to reduce glycemic load thus increasing the rate of slow digestion.

13. Illupaipoo Samba:

The name is etymologically based on the Tamil vocabulary and is composed of Ilupai, which translates into Mahua flower. The paddy has a very fine, sweet smell of the Mahua when it reaches the anthesis stage. It is characterized by an anti-inflammatory effect, relieving arthritic and musculoskeletal pain, and at the same time boosting the immune resistance. Finally, it is involved in regulation of endocrine homeostasis and fetal development.

14. Garudan Samba:

The grains are similar to the neck of a Brahmani kite (Garudan), a ring on the neck of which is white in colour, which is the reason why they are called so. They aid in the cleaning of the intestines and increase blood circulation hence purifying the blood. The grains find use in the treatment of UTIs as well, and have anti-inflammatory and hypocholesterolemic effects. They contain a lot of polyphenols that prevent free-radical damage to the body and decrease oxidative stress.

15. Poongar:

It is named after Tamil poon, meaning flower and is named so because of the fine reddish-golden color of the grain. It is a strong-red rice that is thought to empower pregnant women and aid in a flawless delivery. Expecting mothers are advised by health experts to take in a porridge prepared with this kind of variety every day. The rice is also common in sweet Pongal and Ven Pongal recipes. It contains high amounts of protein, iron, calcium, phosphorus, and zinc in terms of nutrition. The grain contains high protein, medium fibre and medium ash content.

16. Mani samba:

The name is based on the Sanskrit words Mani meaning pearl and Samba meaning the season of growing the crop that coincides with the Samba season that is between August and January. Consumption has been linked to enhanced gastrointestinal motility, alleviation of constipation as well as augmentation of satiety. Moreover, the red rice varieties are also good sources of iron, magnesium, and B-complex vitamins, and treat anaemia.

17. Kalanamak:

The name of this type is derived by the name of its husk, which is black or Kala and the taste of the variety is somewhat salty as the name Namak implies. The name namak also indicates that the cultivar is adaptable to salty soil. Such essential micronutrients include zinc and iron which are enriched in the grain. Further, the intake of the Kala Namak rice can help in tissue repairment, enhance physiological resilience, and can help in regulating blood pressure, glycemic control, and dermal integrity.

18. Vaalaan Samba:

Frequently referred to as Vadan Samba or Vaalan Samba. The word "Vadan" originates from the term meaning "dried" or "to survive." This pertains to the rice's capacity to endure inadequate irrigation, drought, or extreme conditions, thriving with minimal water. It is especially advantageous for women who are pregnant and breastfeeding because of its elevated levels of iron and folate. Its low glycemic index aids in maintaining blood sugar stability. It promotes natural childbirth by enhancing the pelvic bone.

19. Korai Samba:

Korai (Sedge or Nut Grass) and Samba (a long-duration paddy crop of Tamil Nadu) is the name given for its structural resemblance to the grass and is considered to be very cooling, thereby helpful for balancing Pitta (body heat); it is used for treating urinary diseases and managing pruritis (severe itching of the skin).

20. Chensamba:

This red rice is favoured during feasts and significant occasions because it reduces excessive appetite, heals wounds, and relieves pyoderma and itching. treats psoriasis and other skin conditions that cause pus.

Traditional Rice Variety	Major Chemical Components	Key Health Benefits	Image
Karungkuruvai	Curlone, β-Sitosterol, Stigmasterol, Campesterol, α-Tocopherol, high phenolics, iron	Antioxidant, antitumour, anti-inflammatory, supports immunity, helps skin disorders, improves stamina	
Kattuyanam	Phenolics, anthocyanins, dietary fibre, calcium, magnesium, potassium	Low glycemic index, supports diabetes control, protects against heart disease, cancer prevention, improves digestion	
Kuzhiadichan	Phenolics, iron, calcium, potassium, zinc, magnesium	Promotes lactation, antioxidant protection, supports immunity, potential antiviral activity	
Kullakar	β-Sitosterol, Stigmasterol, Campesterol, fatty acids, phenolics, zinc	Cholesterol reduction, blood sugar regulation, wound healing, anti-ageing, digestive health	
Mappillai Samba	Stigmasterol, β-Sitosterol, cyclolanostanol, tocopherols, anthocyanins, phenolics	Improves fertility, antioxidant, anti-diabetic, anti-cancer, ulcer relief, strengthens body	
Kaivari Samba	Phenolics, flavonoids, terpenoids, phytosterols, iron, calcium, magnesium	Prevents anaemia, improves bone health, supports muscle function, useful in lifestyle disorders	
Kitchili Samba	Azulene, trigonelline, EPA, campesterol, α-sitosterol, Vitamin D3	Anti-diabetic, anti-inflammatory, neuroprotective, improves immunity, supports fetal development	

Karuppu Kavuni	Anthocyanins, phenolics, flavonoids, calcium, potassium, magnesium, zinc	Strong antioxidant, anti-arthritic, supports bone health, cardiovascular protection	
Salem Samba	Magnesium, protein, iron, calcium, zinc, dietary fibre	Prevents constipation, supports weight control, reduces diabetes and heart disease risk	
Neelam Samba	Calcium, iron, zinc, magnesium, potassium, phosphorus	Supports pregnancy, lactation, immunity, bone development, prevents anaemia	
Thooyamalli	Pregnenolone, glycocholic acid, desmosterol, paromomycin, magnesium, iron	Supports mental health, nerve strength, vitamin absorption, nutritional support	
Seeraga Samba	β-Sitosterol, oleic acid, selenium, phytoestrogens, amylose	Heart health, blood sugar control, cognitive support, easy digestion	
Illupaipoo Samba	High protein, phenolics, flavonoids, iron, calcium	Muscle repair, antioxidant action, anti-inflammatory, may help prevent paralysis	
Garudan Samba	Linoleic acid, oleic acid, squalene, tocopherol, campesterol, β-sitosterol	Immunity enhancement, heart protection, anti-inflammatory, urinary health support	
Poongar	Phenolics, anthocyanins, antioxidants, protein, amylose	Supports pregnancy, smooth delivery, lactation, tissue repair, metabolic health	

Mani Samba	Iron, fibre, phenolics, flavonoids, anthocyanins	Prevents anaemia, supports digestion, cardiovascular protection, anti-inflammatory	
Kalanamak	Beta-carotene, anthocyanins, phenolics, calcium, iron, zinc	Eye health, immunity, diabetes management, skin protection, antioxidant support	
Vaalaan Samba	Fibre, iron, phenolics, oryzanol, glutamic acid	Improves digestion, prevents constipation, metabolic support, oxidative stress protection	
Korai Samba	Phenolics, flavonoids, fibre, iron, calcium	Anti-inflammatory, digestive health, blood sugar control, cardiovascular support	
Chensamba	Phenolics, flavonoids, anthocyanins, iron, calcium, amylose	Antioxidant, anti-inflammatory, cancer prevention, glycemic control, nutritional security	

INNOVATIVE AGRICULTURE
www.innovativeagriculture.in
ISSN : 3048 - 989X

Role of Metabolomics in Crop Improvement

R S Archana[1] and Suvarna Chintha[2]

[1]Ph.D Scholar, Dept. of Genetics and Plant Breeding, S.V. Agricultural College, ANGRAU, Tirupati, A.P.

[2]Ph.D Scholar, Dept. of Genetics and Plant Breeding, S.V. Agricultural College, ANGRAU, Tirupati, A.P.

Corresponding Author: R S Archana

Introduction

In recent decades, the development of high-throughput "omics" technologies- genomics, transcriptomics and proteomics has revolutionized plant science by enabling a deeper understanding of biological systems. Building on these advances, metabolomics has emerged as a critical component of functional genomics, focusing on the comprehensive and largely unbiased analysis of metabolites. As the final products of gene expression, metabolites provide a direct reflection of the physiological and biochemical state of plants thereby establishing a crucial link between genotype and phenotype (Razzaq *et al.*, 2019).

Plants synthesize an exceptionally large and diverse array of metabolites estimated to exceed 200,000 compounds, including primary metabolites essential for growth and development and secondary metabolites involved in defense, signaling and environmental adaptation. These metabolites form the biochemical basis of crop yield, quality and nutritional value. Despite this potential, comprehensive analysis of the plant metabolome remains challenging due to the wide variation in chemical properties and concentrations (Miyako and Kazuki, 2012). Nevertheless, advances in analytical technologies and computational tools have enabled large-scale metabolite analysis, making metabolomics a powerful tool for identifying key pathways and improving crop productivity and stress tolerance.

Principle of Plant Metabolomics

Based on the comprehensive identification and quantification of metabolites present in plant systems under specific conditions, it follows the central dogma of molecular biology, where genetic information flows from DNA to RNA to proteins, ultimately leading to the production of metabolites. These metabolites represent the final outputs of cellular processes and provide a direct reflection of the plant's physiological state (Singh *et al.*, 2022).

Plant metabolomics is carried out through three main approaches:

1. **Metabolite Profiling:** targeted analysis of selected metabolites within specific pathways
2. **Metabolic Fingerprinting:** non-targeted analysis for classification of samples
3. **Metabolome Analysis:** comprehensive analysis of all metabolites

Methods in Plant Metabolomics

1. Sample Collection and Preparation

Proper sampling is critical in plant metabolomics to preserve the native metabolic state. Plant tissues (leaves, roots, seeds or fruits) are rapidly harvested and immediately frozen in liquid nitrogen to prevent enzymatic changes. Samples are then ground into a fine powder to ensure uniform extraction (Tian *et al.*, 2016).

2. Extraction of Metabolites

Metabolites are extracted using appropriate solvents depending on their chemical nature:

- Polar metabolites (sugars, amino acids, organic acids) are extracted using water, methanol or aqueous solvents.
- Non-polar metabolites (lipids, fatty acids) are extracted using organic solvents such as chloroform or hexane.

3. Separation Techniques

- Gas Chromatography: suitable for volatile and thermally stable compounds.

- Liquid Chromatography: widely used for non-volatile and secondary metabolites.
- Capillary Electrophoresis: used for charged and ionic metabolites.

4. Detection and Identification

- Mass Spectrometry (MS): highly sensitive and capable of detecting a large number of metabolites based on mass-charge ratio.
- Nuclear Magnetic Resonance Spectroscopy (NMRS): provides detailed structural information and allows non-destructive analysis.

5. Data Acquisition and Processing

Large volumes of metabolomic data are generated and analyzed using statistical and computational tools such as principal component analysis (PCA), clustering and multivariate analysis to identify patterns and differences among samples.

6. Metabolite Identification and Annotation

Detected metabolites are identified by comparing spectral data with databases and reference compounds.

7. Data Interpretation and Pathway Analysis

Finally, metabolites are mapped onto biochemical pathways to understand plant metabolic processes, growth, development and responses to environmental stresses (Kastenmuller *et al.*, 2010)

Functions of Metabolomics in Plants

Plant metabolomics plays a crucial role in understanding the biochemical and physiological processes of plants. It enables the identification and characterization of metabolic pathways and networks providing insights into how metabolites are synthesized, regulated and interconnected. Since metabolites are the final products of gene expression, metabolomics establishes a direct link between genotype and phenotype thereby, supporting functional genomics studies. It also facilitates the analysis of metabolic changes during different stages of plant growth and development helping to identify stage-specific metabolites involved in processes such as germination, flowering and fruit development. In addition, metabolomics helps elucidate plant responses to abiotic and biotic stresses by revealing alterations in metabolic pathways thus, improving the understanding of plant adaptation mechanisms (Megha *et al.*, 2025). Furthermore, it aids in biomarker discovery by identifying metabolites that indicate specific physiological conditions and helps in studying plant-environment interactions by analyzing how external factors influence plant metabolism.

Applications of Metabolomics in Crop Improvement

Metabolomics has significant practical applications in crop improvement by providing detailed insights into metabolic traits associated with yield, quality and stress tolerance. It supports metabolomics-assisted breeding through the identification of metabolic biomarkers, which enable early and accurate selection of superior genotypes. By identifying stress-responsive metabolites such as proline, sugars and antioxidants, metabolomics contributes to the development of crops that are tolerant to abiotic stresses like drought and salinity as well as resistant to biotic stresses such as pests and pathogens. It also plays an important role in enhancing nutritional quality by facilitating the development of biofortified crops rich in vitamins, amino acids and other beneficial compounds (Głuchowska *et al.*, 2025). Additionally, metabolomics helps improve crop yield by identifying metabolic pathways associated with growth and productivity. It is also used in the assessment of genetically modified crops to detect intended and unintended metabolic changes ensuring food safety. Overall, metabolomics provides a powerful approach for developing high-yielding, stress-resilient and nutritionally improved crop varieties.

Examples of Plant Metabolomics in Crop Improvement

Several studies demonstrate how metabolomics contributes to improving crop performance and quality. In tomato, metabolomic analysis has been used to distinguish salt-tolerant and sensitive varieties by identifying stress-related metabolites helping in the selection of tolerant crops. In potato (*Solanum tuberosum*), metabolite profiling has revealed compounds involved in wound healing and tissue protection which are important for storage quality. In tobacco (*Nicotiana tabacum*), metabolomics has helped to identify defense-related metabolites that play a role in resistance against pathogens.

Similarly, in rice, the accumulation of osmoprotectants such as proline and sugars under drought conditions has been linked to improved drought tolerance. In wheat, increased levels of flavonoids and antioxidants under

heat stress help protect plants from damage. Metabolomics has also contributed to improving nutritional quality in maize by identifying important compounds like carotenoids and amino acids. In soybean, studies on lipid metabolism have helped develop varieties with better oil quality (Rahul *et al.*, 2022).

Advantages

- Provides a direct link to plant phenotype
- Enables early selection using biomarkers
- Improves crop quality and nutritional value
- Supports development of stress-tolerant crops
- Integrates with other omics for comprehensive analysis
- Allows high-throughput screening

Limitations

- High complexity of plant metabolome
- Difficulty in identifying all metabolites
- Requirement of multiple analytical techniques
- High cost and need for specialized equipment
- Challenges in data analysis and interpretation
- Influence of environmental conditions on metabolite levels

Conclusion and Future Perspectives

Metabolomics has become an indispensable tool in modern crop improvement by providing a direct understanding of plant metabolism and its relationship with agronomic traits. It bridges the gap between genotype and phenotype and enhances the efficiency of breeding programs. Recent advances, including artificial intelligence-based data analysis, high-throughput technologies and integration with genome editing tools such as CRISPR are further expanding the scope of metabolomics. Thus, metabolomics is transforming crop improvement from a phenotype based approach to a systems biology-driven strategy. In the future, metabolomics will play a crucial role in developing high-yielding, nutritionally enriched and stress-resilient crop varieties contributing significantly to sustainable agriculture and global food security.

References

Głuchowska, A., Zieniuk, B., Pawełkowicz, M. (2025). Unlocking Plant Resilience: Metabolomic Insights into Abiotic Stress Tolerance in Crops. *Metabolites*.15(6):384.

Kastenmuller, G., Romisch, M.W., Wagele, B., Altmaier, E and Suhre, K. (2010). metaP-server: A web-based metabolomics data analysis tool. *BioMed Res. Int.* 1–7.

Megha, R., Mainak, D., Kazuki, S and Amit, R. (2025). A deep dive into plant metabolomics: Milestones, technologies, and translational impact. *Plant Physiology*. 199(4): 408.

Miyako, K and Kazuki, S. (2012). Role of metabolomics in crop improvement. *Journal Plant Biochemistry & Biotechnology.* 21(1): 24-31.

Rahul, N., Aadil, M., Neelam, M., Vinay, S., Sherinmol, T., Abhaypratap, V., Dayanand, A., Anirudh, K., Manish, K.P and Rakesh, K. (2022). *Agricultural Biotechnology: Latest research and trends.* Pp:385-413.

Razzaq, A., Sadia, B., Raza, A., Khalid, H.M., Saleem, F. Metabolomics: A Way Forward for Crop Improvement. *Metabolites.* (2019). 9(12): 303.

Singh, D.P., Bisen, M.S., Shukla, R., Prabha, R., Maurya, S., Reddy, Y.S., Singh, P.M., Rai, N., Chaubey, T., Chaturvedi, K.K., Srivastava, S., Farooqi, M.S., Gupta, V.K., Sarma, B.K., Rai, A and Behera, T.K. (2022). Metabolomics-Driven Mining of Metabolite Resources: Applications and Prospects for Improving Vegetable Crops. *Int J Mol Sci*. 23(20):12062.

Tian, H., Lam, S.M and Shui, G. (2016). Metabolomics, a Powerful Tool for Agricultural Research. *Int. J. Mol. Sci*. 17, 1871.

INNOVATIVE AGRICULTURE
www.innovativeagriculture.in
ISSN : 3048 - 989X

Invisible Farmers: The Microbes Feeding Our Crops

[1]Vishnu and [2]Jupinder Kaur

[1]Ph.D. scholar, Department of Microbiology, Punjab Agricultural University, Ludhiana-141004, Punjab, India

[2]Microbiologist, Department of Microbiology, College of Basic Sciences and Humanities, Punjab Agricultural University, Ludhiana-141004, Punjab, India

Corresponding Author: Vishnu

Introduction

Modern agriculture faces a difficult balancing act. We need higher productivity to feed a growing population, yet excessive use of chemical fertilizers has degraded soil health, polluted water bodies, and disrupted ecosystems. While chemical fertilizers have boosted crop yields, their long-term overuse has come at a cost to soil fertility, plant resilience, and even human health. This is where **biofertilizers**, often called *microbial inoculants*, offer a sustainable solution. Biofertilizers are preparations containing beneficial microorganisms that naturally enhance nutrient availability in soil. When applied to seeds, roots, or soil, these microbes colonize the rhizosphere (the root zone) and help plants absorb nutrients more efficiently. Unlike chemical fertilizers that directly supply nutrients, biofertilizers activate natural biological processes that make nutrients available in a sustainable way.

Major Types of Biofertilizers

1. Nitrogen-Fixing Biofertilizers

Nitrogen is abundant in the atmosphere, but plants cannot directly use it. Certain bacteria, known as diazotrophs, convert atmospheric nitrogen into forms plants can absorb.

These microbes fall into three groups:

- **Free-living bacteria** such as *Azotobacter*, *Bacillus*, *Clostridium*, and *Beijerinckia* that fix nitrogen independently in soil.
- **Associative symbiotic bacteria** like *Azospirillum*, which live around plant roots and benefit crops such as rice, wheat, maize, and millets.
- **Symbiotic bacteria**, especially *Rhizobium*, which form nodules on legume roots and exchange fixed nitrogen for plant-provided energy.

Together, these microorganisms reduce dependence on synthetic nitrogen fertilizers.

Azotobacter

Pseudomonas

Bacillus ***Rhizobium***

***Azotobacter* (Asymbiotic N2 Fixer)**

2. Phosphorus-Solubilizing Microorganisms (PSM)

Phosphorus is the second most important nutrient after nitrogen. However, most applied phosphorus becomes locked in soil and unavailable to plants. Only about 15–20% is typically utilized by crops. Bacteria such as *Bacillus* and *Pseudomonas*, and fungi like *Penicillium* and *Aspergillus*, release organic acids and enzymes that convert insoluble phosphorus into plant-available forms. This improves nutrient efficiency and reduces fertilizer waste.

3. Mycorrhizae (Phosphate-Mobilizing Fungi)

Mycorrhizal fungi form mutually beneficial relationships with plant roots. Their thread-like structures extend far into the soil, increasing the root's effective surface area. This helps plants absorb phosphorus, calcium, zinc, copper, and water more efficiently.

Two major types exist:

- **Ectomycorrhizae** (form a sheath around roots)
- **Endomycorrhizae**, particularly arbuscular mycorrhizae (VAM), which penetrate root cells and are common in most crop plants.

Over 80% of terrestrial plants form mycorrhizal associations.

4. Mineral-Solubilizing Biofertilizers

Certain rhizobacteria help release potassium and other minerals from insoluble soil forms. Species such as *Bacillus edaphicus* and *Paenibacillus glucanolyticus* produce organic acids that weather soil minerals, improving nutrient availability naturally.

5. Plant Growth-Promoting Rhizobacteria (PGPR)

PGPR inhabit the rhizosphere and stimulate plant growth by producing plant hormones, vitamins, and protective compounds. They also help suppress harmful pathogens, strengthening plant immunity.

How Biofertilizers Are Applied

Biofertilizers can be applied in several practical ways:

- **Seed Treatment:** Seeds are coated with microbial cultures before sowing. This method is widely used for cereals.
- **Seedling Root Dip:** Common in rice cultivation, where seedlings are dipped in biofertilizer solution before transplanting.
- **Soil Application:** Biofertilizers are mixed with compost or organic matter and incorporated into soil before planting. Examples include *Rhizobium* for legumes, *Azotobacter* for plantation crops, and blue-green algae for paddy fields.

Precautions for Effective Use

To ensure success:

- Follow recommended application rates.
- Store in cool, dry conditions away from sunlight.

- Avoid mixing directly with chemical pesticides or fertilizers unless recommended.
- Apply during early crop stages or soil preparation.
- Avoid extreme weather conditions.
- Maintain proper drainage.
- Monitor soil and crop response regularly.

Why Biofertilizers Matter

Biofertilizers do more than supply nutrients. They restore soil biological activity, reduce chemical input costs, improve long-term fertility, and support environmentally responsible farming. As agriculture moves toward sustainability, these microscopic allies may prove to be one of our most powerful tools.

INNOVATIVE AGRICULTURE
www.innovativeagriculture.in
ISSN : 3048 - 989X

Edible Flowers: Beauty with Nutritional Value

Sapna Kaushal, Puja Sharma, Suman Bhatia and Rohini Mehta

Deptt. of FLoriculture & Landscaping
Dr. Y S Parmar UHF, Nauni, Solan (H.P)
Corresponding Author: Sapna Kaushal

Edible flowers have been part of human diets across cultures, from marigold garlands in India to nasturtium salads in Europe. Beyond their aesthetic appeal, they provide valuable phytochemicals such as antioxidants, flavonoids, and vitamins that enhance both health and flavour. Defined as flowers safe for human consumption, they are used in garnishing, flavouring, infusions, and incorporation into various dishes.

In recent years, edible flowers have gained prominence in modern gastronomy due to increasing demand for natural, functional, and visually appealing foods. Their use spans salads, beverages, confectionery, bakery products, syrups, and herbal teas. Additionally, they are incorporated into nutraceutical and therapeutic products due to their bioactive properties. Their inclusion improves sensory appeal and market value, making them important in both culinary and commercial contexts.

Market Potential of Edible Flowers

Edible flowers represent a promising niche in the floriculture sector. The global market is projected to grow from approximately USD 420 million in 2025 to USD 540 million by 2030, with a CAGR of about 5.15%. Roses dominate the market share (28%), followed by hibiscus (22%), lavender (15%), and pansy/nasturtium (14%). Regionally, Europe leads the market, while Asia-Pacific is the fastest-growing region due to rising awareness of floral-based foods and beverages. This trend highlights increasing consumer interest in functional and natural ingredients.

Historical Background

The use of edible flowers dates back to ancient civilizations. In ancient Rome, rose petals were used in foods and beverages. During the Middle Ages, calendula petals were added to salads in France. Flowers like violet and elder flower were used in syrups and sweeteners in Europe. India has a rich tradition of edible flowers rooted in Vedic practices, where flowers like lotus and neem were used in medicinal preparations. Mughal cuisine further popularized fragrant flowers such as rose and kewra.

Role in Modern Gastronomy

Edible flowers have become integral to contemporary cuisine due to their multifunctional benefits:
Nutritional value: Rich in antioxidants, vitamins, and bioactive compounds
Natural flavour and color: Enhance taste and visual appeal
Aesthetic enhancement: Improve presentation, especially in fine dining
Cultural relevance: Reflect traditional culinary heritage
Economic potential: Offer premium market opportunities for farmers
Their growing use reflects a shift toward health-oriented and visually appealing foods.

Functional Uses of Edible Flowers

Edible flowers serve multiple roles in food systems:

- Provide vibrant colours (e.g., marigold, pansy)
- Add flavours ranging from sweet to tangy (e.g., rose, hibiscus, lavender)
- Enhance presentation (e.g., orchids, calendula)
- Offer texture variations (e.g., rose petals)
- Contribute to health through antioxidants and vitamins

Common edible flowers include rose (sweet), hibiscus (tart), lavender (floral), chamomile (apple-like), and nasturtium (peppery), each used in diverse culinary applications.

Nutritional and Safety Aspects

Edible flowers are generally low in calories but rich in vitamins (A, C), minerals (iron, calcium), and antioxidants (flavonoids, polyphenols). They provide health benefits such as anti-inflammatory effects, immune support, and improved cardiovascular health.

However, not all flowers are safe. Some contain toxic compounds like alkaloids and cyanogenic glycosides. Therefore, proper identification and scientific validation are essential before consumption. Research indicates that ornamental flowers possess significant nutritional and antioxidant properties. Studies show variations in moisture, protein, fibre, and vitamin C content among species. For example high vitamin C content in rose petals, significant protein levels in marigold species and high fibres in lotus flowers. These findings confirm their potential as functional food ingredients.

Major Edible Flowers and Their Applications

Rose: Rose is widely used in culinary and medicinal applications, rose petals are rich in nutrients and used to prepare products like gulkand. Studies shows that a mixture of 75% sugar and 25% stevia yields the best sensory quality in low-calorie gulkand.

Hibiscus: Hibiscus is known for its medicinal properties, hibiscus exhibits anti-inflammatory and antihypertensive effects. Clinical studies shows that hibiscus tea can significantly reduce blood pressure. It is also used in value-added products like juices and chocolates.

Pansy: Pansy flowers are rich in flavonoids and antioxidants. Studies reveal variation among genotypes, with some showing high anthocyanin and vitamin content.

Marigold and Calendula: These flowers possess strong antioxidant and medicinal properties, including anti-inflammatory and antimicrobial effects. Marigold extracts have shown potential anticancer activity in laboratory studies.

Nasturtium: A nutrient-rich flower containing high protein, vitamin C, and carbohydrates, commonly used in salads and garnishes.

Butterfly Pea Flower: Butterfly pea is used in beverages and bakery products, it is valued for its color-changing properties and antioxidant content. Studies show high consumer acceptance in bakery products like cookies.

Chamomile: Chamomile is widely used in herbal teas, chamomile is rich in phenolics and flavonoids. It promotes relaxation and improves sleep quality.

Rhododendron and Bauhinia: These flowers are rich in phytochemicals and used in traditional foods like chutneys and beverages. They also exhibit antioxidant and anti-inflammatory properties.

Mahua: Mahua is used in traditional medicine and food products, mahua enhances nutritional quality in products like ice cream, improving protein and antioxidant content.

Lavender: Lavender tea has been shown to reduce fatigue, improve sleep quality, and enhance emotional well-being, particularly in postnatal women.

Traditional and Regional Uses

In India, edible flowers are widely used in traditional cuisines and tribal diets. Examples includes Bauhinia flowers cooked as vegetable, Hibiscus used in teas and curries, Marigold used in fried preparations and Begonia consumed raw.

Himachal Pradesh and other Himalayan regions have rich biodiversity of edible flowers used for both nutrition and medicine.

Agri-Entrepreneurship and Startups

The edible flower sector is creating new entrepreneurial opportunities:

- **Blue Tea India:** Popularized butterfly pea tea, expanding globally
- **Gulaboo:** Produces organic rose-based products, supporting women-led enterprises

These ventures demonstrate the commercial viability of edible flowers and their role in rural development.

Future Prospects

The future of edible flowers is promising due to:

- Growing demand in gourmet cooking
- Development of functional foods

- Expansion of urban and vertical farming
- Increased production of value-added products
- Demand for sustainable and organic sourcing
- Opportunities for global culinary exchange

Conclusion

Edible flowers combine aesthetics, nutrition, and cultural heritage. Their rich composition of vitamins, antioxidants, and bioactive compounds makes them valuable in modern diets. While traditional knowledge supports their use, scientific validation and consumer awareness are essential for safe consumption. With rising demand for functional and visually appealing foods, edible flowers hold significant potential in the future of gastronomy and sustainable nutrition.

INNOVATIVE AGRICULTURE
www.innovativeagriculture.in
ISSN : 3048 - 989X

Trichoderma: A Nature's Hidden Weapon for Sustainable Control of Soil-Borne Diseases

Arshath Khan A[1], Anisha P [2], Lokeshwari G [2], Swathi S [2]

[1]Assistant Professor, Department of Plant Pathology, Imayam Institute of Agriculture & Technology, Tamil Nadu, India - 621406
[2]B.Sc. (Hons.) Agriculture, Department of Plant Pathology, Imayam Institute of Agriculture & Technology, Tamil Nadu, India -621 406
Corresponding Author – Arshath Khan A

Abstract

Plant diseases caused by fungi, bacteria, viruses, and nematodes pose a serious threat to global agriculture, leading to significant yield losses and economic damage. The overreliance on chemical pesticides has further intensified problems such as environmental pollution, health risks, and the emergence of resistant pathogen strains. In this context, biological control has emerged as a sustainable and eco-friendly solution. Among various biocontrol agents, *Trichoderma* has gained prominence due to its adaptability, efficiency, and broad-spectrum activity against many plant pathogens. Commonly found in soil and the rhizosphere, *Trichoderma* interacts closely with plant roots and soil microorganisms. Species such as *Trichoderma harzianum*, *Trichoderma viride*, and *Trichoderma asperellum* are widely used to manage soil-borne pathogens like *Fusarium*, *Rhizoctonia*, *Pythium*, and *Sclerotium*. Its effectiveness is attributed to multiple mechanisms, including mycoparasitism, antibiosis, competition for nutrients and space, and the production of lytic enzymes that degrade pathogen cell walls. Beyond disease suppression, *Trichoderma* also promotes plant growth by enhancing nutrient uptake, stimulating root development, and inducing systemic resistance in plants. With its dual role in plant protection and growth promotion, *Trichoderma* stands out as a key component in sustainable agriculture and integrated disease management systems.

Keywords: Antibiosis, Bio-control, *Trichoderma*, Mycoparasitism, Sustainable

Introduction

Plant diseases caused by fungi, bacteria, viruses, and nematodes are a major threat to agriculture, reducing crop yields and causing significant economic losses worldwide. For decades, farmers have relied heavily on chemical pesticides and fungicides to manage these diseases. While effective, these chemicals come with serious drawbacks—environmental pollution, health risks to humans and animals, and the emergence of resistant pathogen strains. Today, there is a growing shift toward safer and more sustainable solutions. One such promising approach is biological control, which uses beneficial microorganisms to suppress plant diseases naturally. Among these, *Trichoderma* stands out as one of the most powerful and reliable allies for farmers. *Trichoderma* is a group of naturally occurring fungi commonly found in soil, especially around plant roots (the rhizosphere). Here, it forms a close association with plants and actively interacts with harmful pathogens. Well-known species such as *Trichoderma harzianum*, *Trichoderma viride*, and *Trichoderma asperellum* are widely used in agriculture to control destructive soil-borne pathogens like *Fusarium*, *Rhizoctonia*, *Pythium*, and *Sclerotium*.

What makes *Trichoderma* so effective? It acts through multiple natural defense strategies. It can directly attack harmful fungi by growing over them and breaking down their cell walls a process known as mycoparasitism. It also produces natural antibiotics (antibiosis) that inhibit pathogen growth. In addition, *Trichoderma* competes aggressively for nutrients and space, leaving little room for harmful organisms to survive. It even secretes special enzymes that degrade the cell walls of pathogens, effectively destroying them. But the benefits of *Trichoderma* go beyond disease control. It also promotes healthier plant growth. By improving nutrient uptake and stimulating root development, it helps plants grow stronger and more resilient. Moreover, it activates the plant's own defense system, a phenomenon known as induced systemic resistance, enabling crops to better withstand future pathogen attacks. In a time when sustainable agriculture is more important than ever,

Trichoderma offers a natural, effective, and eco-friendly solution truly living up to its role as nature's silent protector of crops.

History: The Rise of *Trichoderma* in Plant Disease Control

The history of *Trichoderma* dates back to the early 19th century when Christian Hendrik Persoon first described it as a common soil fungus feeding on decaying organic matter. Its importance in plant disease control was not recognized at that time. In the early 20th century, studies on soil microorganisms revealed that certain fungi could suppress plant pathogens, introducing the concept of microbial antagonism. During the 1930s, a major breakthrough occurred when *Trichoderma* was found to directly attack other fungi through mycoparasitism, marking its transition from a passive organism to an active biocontrol agent. Early work with species like *Trichoderma lignorum* demonstrated its potential against soil-borne diseases.

Between the 1950s and 1970s, extensive research uncovered its multiple mechanisms of action, including antibiosis, competition, and enzyme production. Species such as *Trichoderma viride* and *Trichoderma harzianum* were identified as effective against major pathogens like *Fusarium*, *Rhizoctonia*, and *Pythium*. The 1980s and 1990s marked its practical application, as advances in mass production and formulation led to the development of biofungicides, making field use easier and widely accepted. In the 21st century, modern biotechnology has further enhanced understanding of its genetic and functional traits, including its role in plant growth promotion and induced resistance. Today, *Trichoderma* is widely used in integrated disease management, organic farming, and sustainable agriculture, establishing itself as a key eco-friendly tool for crop protection.

Isolation of *Trichoderma*

Isolation of *Trichoderma* is a key step for studying and using it as a biological control agent. Since this fungus is naturally abundant in soil—especially in the rhizosphere (root zone) of healthy plants—it can be easily isolated using simple laboratory techniques. The most common source is agricultural soil collected from a depth of about 5–15 cm. The soil is air-dried, sieved, and processed for isolation. A widely used method is the **serial dilution and plating technique**, where a small amount of soil is mixed with sterile water, diluted, and spread onto culture media such as Potato Dextrose Agar (PDA) or selective media (Haque *et al.*, 2020). The plates are incubated at 25–28°C for a few days. *Trichoderma* colonies are easy to recognize due to their rapid growth. They initially appear white and later turn green as spores develop. These colonies are picked and transferred to fresh media (sub-culturing) to obtain pure cultures. Once isolated, cultures are maintained on agar slants or stored under refrigeration. For long-term preservation, methods like glycerol storage are used. Identification is usually based on colony appearance and spore structure, while advanced techniques like PCR provide precise species identification.

Morphological Characteristics of Trichoderma

Trichoderma is a genus of filamentous fungi commonly found in soil, the rhizosphere, and decomposing organic matter. It grows rapidly on culture media such as Potato Dextrose Agar (PDA), where colonies initially appear white and cottony but later turn green or yellowish-green due to abundant spore formation. Some species may show concentric rings, while the reverse side remains pale or colorless. Microscopically, *Trichoderma* consists of septate, branched, and hyaline hyphae that enable quick colonization. It produces highly branched, tree-like conidiophores bearing flask-shaped phialides, which generate numerous round to oval green conidia (Figure 1). These spores are easily dispersed, helping the fungus spread rapidly. Overall, these features aid in identification and contribute to its effectiveness as a biological control agent.

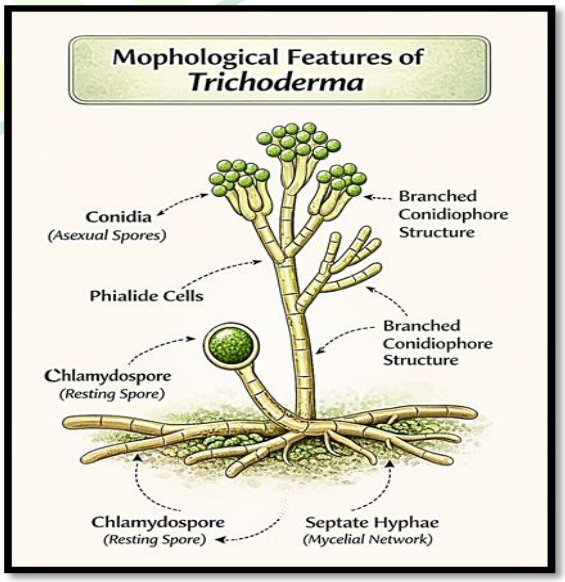

Figure 1. Morphological features of Trichoderma spp.

Role of *Trichoderma* in Disease Management

Trichoderma has emerged as a powerful natural ally in managing plant diseases, offering an eco-friendly alternative to chemical fungicides. Its strength lies not in a single action, but in a combination of strategies that protect plants while also improving overall soil health. Because of this dual benefit, it is now widely used in integrated disease management (IDM) and sustainable farming systems. One of its key roles is protecting plants from **soil-borne pathogens**. Living actively in the rhizosphere, *Trichoderma* colonizes the root zone and forms a biological shield that limits the entry and establishment of harmful fungi such as *Fusarium*, *Rhizoctonia*, *Pythium*, and *Sclerotium*. This reduces the occurrence of major diseases like root rot, wilt, and damping-off, especially in the early stages of plant growth. Beyond acting as a barrier, *Trichoderma* directly attacks pathogens through **mycoparasitism**. It recognizes harmful fungi, grows toward them, and penetrates their cell walls using specialized enzymes, ultimately leading to their destruction. At the same time, it produces natural inhibitory compounds that suppress pathogen growth, adding another layer of protection. Its rapid growth also gives it a strong competitive advantage. By quickly occupying space and efficiently utilizing nutrients in the soil, *Trichoderma* leaves little opportunity for pathogens to survive or multiply. This competitive exclusion plays a crucial role in maintaining a balanced and healthy soil microenvironment. Importantly, the benefits of *Trichoderma* extend beyond disease suppression. It contributes to improved soil structure and microbial balance, creating conditions that are naturally unfavorable for pathogens over time. This long-term impact makes it not just a disease control agent, but a key component in building resilient and sustainable agricultural systems.

Mechanisms of Disease Suppression by *Trichoderma*

1. Mycoparasitism (Direct Parasitism)

One of the most important mechanisms by which *Trichoderma* controls plant diseases is mycoparasitism, a direct interaction with plant pathogenic fungi. The process begins when *Trichoderma* recognizes chemical signals released by the pathogen and grows directionally toward it. Upon contact, the hyphae of *Trichoderma* attach to the pathogen's hyphae and often coil tightly around them. After successful attachment, the fungus penetrates the pathogen's cell wall by secreting cell wall–degrading enzymes such as chitinases and glucanases (Harman, 2006). These enzymes break down the structural components of the pathogen, leading to leakage of cellular contents and eventual death. This mechanism is particularly effective against soil-borne fungi such as *Fusarium* and *Rhizoctonia*, making *Trichoderma* a strong natural antagonist (Vinale *et al*., 2008).

2. Antibiosis (Production of Antimicrobial Compounds)

In addition to direct attack, *Trichoderma* suppresses pathogens through antibiosis, which involves the production of a wide range of secondary metabolites with antimicrobial properties. These include compounds such as gliotoxin, viridin, and peptaibols. These bioactive substances interfere with vital processes in pathogens, including respiration, enzyme activity, and cell membrane integrity (Arshath *et al*., 2024). As a result, pathogen growth is inhibited, spore germination is reduced, and in many cases, the pathogens are completely suppressed. An important advantage of antibiosis is that it does not require direct physical contact, allowing *Trichoderma* to influence pathogens at a distance within the soil environment.

3. Competition for Nutrients and Space

Trichoderma is highly competitive in the soil ecosystem due to its rapid growth rate and efficient utilization of available resources. It quickly colonizes the rhizosphere and occupies ecological niches that would otherwise be available to pathogenic organisms. By consuming essential nutrients such as carbon and nitrogen, *Trichoderma* limits the resources available for pathogen growth and survival (Howell C.R., 2003). This competition significantly reduces the chances of pathogen establishment and infection. Moreover, its ability to adhere to root surfaces gives it an added advantage in protecting plants from invading pathogens.

4. Production of Lytic Enzymes

Another critical mechanism of disease suppression is the production of extracellular lytic enzymes. *Trichoderma* secretes enzymes such as chitinases, β-1,3-glucanases, cellulases, and proteases, which target the structural components of fungal cell walls. These enzymes degrade complex polymers like chitin and glucans, weakening the integrity of the pathogen's cell wall (Ávila-Oviedo, J. L., & Chávez-Avilés, M. N., 2026). As a result, the

pathogen becomes vulnerable, leading to cell lysis and death. This enzymatic activity often works in combination with mycoparasitism, enhancing the overall efficiency of pathogen destruction.

5. Induced Systemic Resistance (ISR)

Beyond its direct effects on pathogens, *Trichoderma* also plays a vital role in strengthening the plant's own defense system through induced systemic resistance (ISR). When *Trichoderma* colonizes plant roots, it triggers a series of biochemical changes within the plant. These include the activation of defense-related enzymes, production of pathogenesis-related proteins, and strengthening of cell walls (Awal *et al.*, 2024). As a result, the plant becomes better prepared to defend itself against a wide range of pathogens. This enhanced resistance is not limited to the root zone but extends throughout the plant, providing long-lasting and broad-spectrum protection.

Delivery Systems of *Trichoderma*

The success of *Trichoderma* as a biological control agent depends greatly on how effectively it is delivered to the plant and soil environment. A suitable delivery system ensures that the fungus survives, establishes itself in the rhizosphere, and actively suppresses pathogens while promoting plant growth. Over time, several practical and farmer-friendly application methods have been developed to suit different crops and cultivation practices (Benítez *et al*., 2004). Various delivery Systems of *Trichoderma* in plant disease management is illustrated in Figure 1.

Seed Treatment

One of the simplest and most widely used methods is seed treatment. In this approach, seeds are coated with *Trichoderma* (4 g/kg of seeds) formulations before sowing. This allows the fungus to colonize the seed surface and grow along with the emerging roots, providing early protection against soil-borne pathogens such as *Pythium*, *Fusarium*, and *Rhizoctonia*. Because of its ease and cost-effectiveness, seed treatment is commonly practiced in cereals, pulses, and oilseed crops (Sharma, P., & Singh, R., 2022).

Soil Application

Another important method is soil application, where *Trichoderma* (2.5–5 kg per hectare) is mixed with 50–100 kg of FYM/compost and applied to the field. The organic matter acts as a food base, helping the fungus multiply and establish a strong presence in the root zone. This method not only controls soil-borne diseases but also improves overall soil health and microbial activity (Martinez *et al.*, 2023)

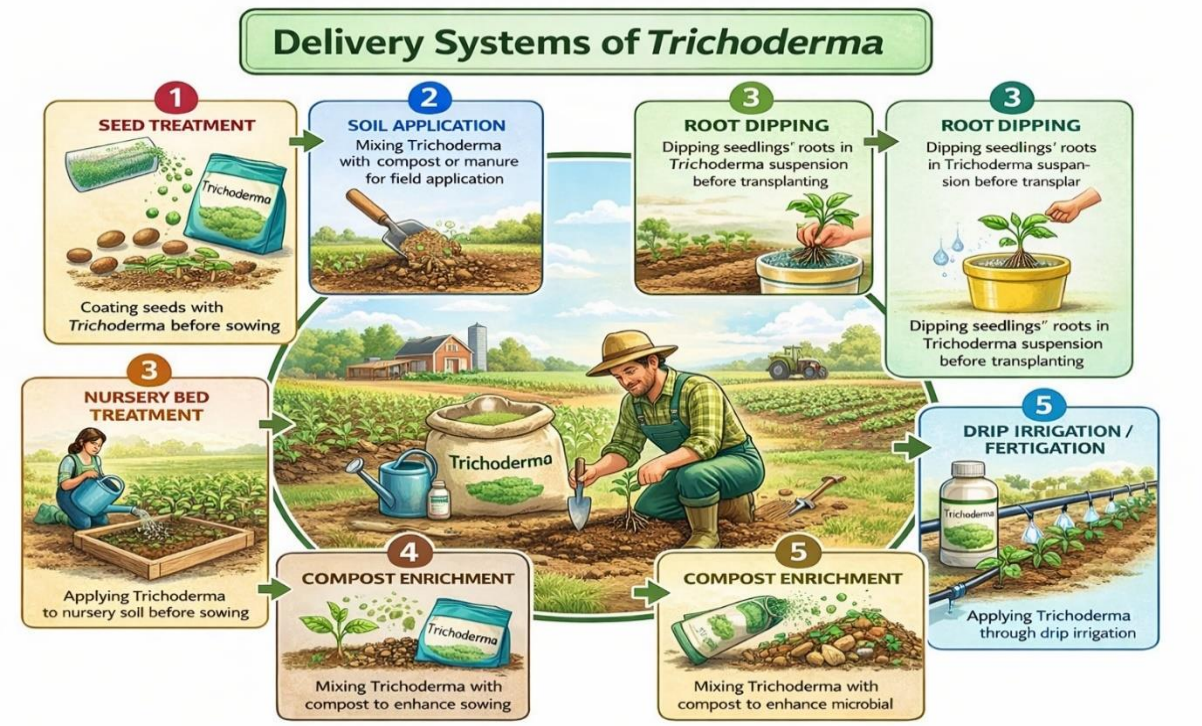

Figure 2. Various delivery Systems of *Trichoderma* in plant disease management

Root Dipping

For transplanted crops, root dipping is highly effective. In this method, seedlings are dipped in a suspension of *Trichoderma* (5–10 g per liter of water) for 20–30 minutes before transplanting. This ensures direct inoculation of the roots, leading to quick colonization and immediate protection. It is widely used in vegetable crops such as tomato, chilli, and brinjal (Harman *et al*., 2022).

Nursery Bed Treatment

Similarly, nursery bed treatment plays a crucial role in raising healthy seedlings. *Trichoderma* is applied at 50–100 g per m² of nursery bed by mixing it with nursery soil before sowing. This helps prevent diseases like damping-off, which commonly affect young seedlings, and ensures the production of vigorous and disease-free plants for transplantation.

Conclusion

In conclusion, the use of *Trichoderma* in the biological control of plant diseases represents an effective, sustainable, and eco-friendly approach to modern agriculture. It serves as a reliable alternative to chemical-based disease management practices, helping to reduce environmental pollution and health risks. *Trichoderma* plays a multifaceted role in disease suppression through mechanisms such as mycoparasitism, antibiosis, competition for nutrients and space, and the production of lytic enzymes. Its successful use across a wide range of crops—including cereals, pulses, vegetables, fruits, plantation crops, and spices—highlights its broad-spectrum effectiveness. The availability of diverse delivery systems, such as seed treatment, soil application, root dipping, and compost enrichment, further enhances its practical applicability under different farming conditions. In addition to controlling diseases, *Trichoderma* improves soil health, increases microbial diversity, and supports sustainable agricultural practices. Overall, the integration of *Trichoderma* into crop management systems not only reduces dependence on chemical fungicides but also promotes environmentally safe and long-term solutions for plant disease management.

References

Gary E. Harman (2006). *Overview of mechanisms and uses of Trichoderma spp.* Phytopathology, 96: 190–194.

Arshath Khan, A., Yesuraja, I., Revathy, N., Chandramani, P., & Merina, P. K. S. (2024). Co-cultivation of Bacillus amyloliquefaciens and Trichoderma harzianum: Synergistic effects on plant growth and biocontrol of jasmine collar rot.

Howell, C.R. (2003). *Mechanisms employed by Trichoderma species in the biological control of plant diseases.* Plant Disease Journal.

Martinez, Y., Ribera, J., Schwarze, F. W. M. R., & De France, K. (2023). *Biotechnological development of Trichoderma-based formulations for biological control*. Applied Microbiology and Biotechnology, 107, 5595–5612.

Ávila-Oviedo, J. L., & Chávez-Avilés, M. N. (2026). *Ecological versatility and biocontrol mechanisms of Trichoderma spp.: Toward sustainable agriculture*. Discover Applied Sciences, 8, 230.

Awal, M. A., Abdullah, N. S., Prismantoro, D., & Dwisandia, R. F. (2024). *Mechanisms of action and biocontrol potential of Trichoderma against Fusarium in horticultural crops*. Cogent Food & Agriculture, 10(1).

Sharma, P., & Singh, R. (2022). *Biological control of plant diseases using Trichoderma spp.* Journal of Plant Pathology.

Harman, G. E., Howell, C. R., Viterbo, A., Chet, I., & Lorito, M. (2004). *Trichoderma species—Opportunistic, avirulent plant symbionts*. Nature Reviews Microbiology, 2, 43–56.

Benítez, T., Rincón, A. M., Limón, M. C., & Codón, A. C. (2004). *Biocontrol mechanisms of Trichoderma strains*. International Microbiology, 7, 249–260.

Vinale, F., Sivasithamparam, K., Ghisalberti, E. L., Marra, R., Woo, S. L., & Lorito, M. (2008). *Trichoderma–plant–pathogen interactions*. Soil Biology and Biochemistry, 40, 1–10.

Haque, Z., Iqbal, M.S., Ahmad, A., Khan, M.S. and Prakash, J., 2020. Molecular characterization of *Trichoderma* spp. isolates by internal transcribed spacer (ITS) region sequencing technique and ITS use as a biocontrol agent. *The Open Biotechnology Journal*, *14*(1).

INNOVATIVE AGRICULTURE
www.innovativeagriculture.in
ISSN : 3048 - 989X

Karst Land Ecosystems: Nature's Hidden Guardians of Ecological Stability

[1]Tanushree H K and [2]Meghana G

[1,2]PG Scholar, Department of Silviculture and Agroforestry
[1]College of Forestry, Kerala Agriculture university, Vellanikkara, 680656, Thrissur.
[2]Forest College and Research Institute, Tamil Nadu Agriculture University, Mettupalayam, 641301, Tamil Nadu.
Corresponding Author: Meghana G

Abstract

Karst land ecosystems are distinctive landscapes formed through the gradual dissolution of soluble rocks such as limestone, dolomite and gypsum. This process creates unique features like caves, sinkholes, underground rivers and complex drainage systems. Although these landscapes may appear dry and unproductive on the surface, they support diverse and specialized plant and animal life, including many species adapted to underground environments. Karst ecosystems play a crucial role in groundwater storage and recharge, supplying freshwater to a significant portion of the global population. They also contribute to climate regulation through carbon sequestration processes. However, these ecosystems are highly sensitive and vulnerable to threats such as pollution, deforestation, mining and overextraction of groundwater. In India, karst regions are found in states like Meghalaya and Andhra Pradesh, supporting both biodiversity and tourism. Protecting these fragile ecosystems is essential for ensuring sustainable water resources, ecological balance and long term environmental stability.

Keywords: Karst ecosystems, Biodiversity Conservation, Ecological stability, Climate regulation, Carbon sequestration

1. Introduction

When we think about ecosystems that sustain life on Earth, our minds often drift to dense forests, flowing rivers or vast grasslands. These landscapes are visible, vibrant and easy to appreciate. However, there exists another equally important ecosystem that remains largely hidden beneath the surface The Karst Land Ecosystem: A Secret World Beneath Our Feet. At first glance, karst landscapes may appear dry, rocky and even lifeless. But beneath this seemingly simple exterior lies a complex underground world filled with caves, tunnels, streams and unique living organisms. These systems quietly perform essential ecological functions that support environmental stability and human life.

Karst landscapes are primarily formed in regions where soluble rocks such as limestone, dolomite and gypsum dominate. Over long periods, slightly acidic rainwater dissolves these rocks, creating underground drainage systems and fascinating landforms. These processes may take thousands to millions of years, making karst ecosystems both ancient and delicate (Ford & Williams, 2007). Understanding karst ecosystems is important not only from a scientific perspective but also for appreciating how interconnected natural systems are. These landscapes play a crucial role in water regulation, biodiversity conservation and even climate stability.

2. Formation of Karst Landscapes

The formation of karst landscapes is a perfect example of how small natural processes can create large and complex systems over time. Rainwater absorbs carbon dioxide from the atmosphere and soil, forming a weak carbonic acid. When this acidic water comes into contact with soluble rocks like limestone, it slowly dissolves them.

Over time, this dissolution creates small cracks, which gradually expand into channels, tunnels, and eventually large caves. This process is known as karstification. It is not a sudden event but a continuous transformation that reshapes the landscape beneath our feet. Karstification is a slow but Powerful Process. One of the most striking features of karst regions is the presence of caves decorated with stalactites and stalagmites.

These formations take hundreds to thousands of years to develop, showing how slow and delicate these processes are.

As the underground cavities grow larger, the surface above them may collapse, forming sinkholes. These sinkholes can vary in size from small depressions to large pits that can swallow entire sections of land. In some regions, rivers disappear into these sinkholes and continue flowing underground, creating hidden river systems (Palmer, 2007). This unique interaction between water and rock gives karst landscapes their characteristic features. Unlike other ecosystems, where water flows over the surface, karst systems rely heavily on underground water movement, making them both fascinating and complex.

3. Ecological Significance of karst ecosystem

Karst landscapes are known for their distinctive landforms, each of which plays a role in ecological functioning. Caves are perhaps the most iconic feature. Inside caves, mineral rich water drips from ceilings, slowly forming stalactites and stalagmites. These formations are not just visually stunning but also indicators of long-term geological processes. Sinkholes are another important feature. While they may seem dangerous, they serve as natural entry points for water into underground systems. This helps recharge groundwater and maintain hydrological balance.

Karst regions also include features such as disappearing streams, underground rivers and limestone pavements. These structures influence how water moves, how soil develops and how vegetation grows. Together, these landforms create a highly interconnected system where surface and subsurface processes are closely linked. This connectivity is one of the reasons why karst ecosystems are both ecologically important and environmentally sensitive.

3.1. Biodiversity: Life in Unexpected Places

One of the most surprising aspects of karst ecosystems is their biodiversity. Karst landscapes may appear dry and rocky, but they support a surprisingly rich and unique biodiversity. Plants in these regions are specially adapted to harsh conditions such as thin soils and low nutrients. Many species grow in rock crevices, including mosses, lichens, ferns and drought-resistant shrubs. Trees like Ficus and Syzygium, along with orchids and bamboo, are also commonly found in tropical karst areas. These plants often have deep root systems or water saving adaptations that help them survive.

Animal life in karst ecosystems includes both surface and underground species. On the surface, reptiles, birds and small mammals use rocky habitats for shelter and food. Inside caves, highly specialized organisms such as bats, blind fish, cave insects and amphibians are found. Many of these species have adapted to darkness by losing eyesight and pigmentation while developing stronger sensory abilities. Bats are especially important, as they help in pollination, seed dispersal and nutrient supply through their droppings (Culver & Pipan, 2009).

Microorganisms form the foundation of karst ecosystems. Bacteria, fungi and algae play a key role in decomposing organic matter, cycling nutrients and even forming cave structures like stalactites. Groups such as Actinobacteria, cyanobacteria, and nitrogen fixing bacteria are commonly present and support life in nutrient poor conditions. Overall, the biodiversity of karst ecosystems is highly interconnected. Even though these landscapes seem barren, they host a complex web of life where each organism plays an important role in maintaining ecological balance.

3.2. Karst Ecosystems as Natural Water Systems

One of the most critical functions of karst ecosystems is their role in water storage and distribution. Karst aquifers are among the most important sources of freshwater in the world. It is estimated that nearly one quarter of the global population depends on karst water resources (Hartmann *et al*., 2014). Unlike surface water systems, karst aquifers have high permeability, allowing water to move quickly through underground channels. This enables rapid recharge during rainfall, making these systems highly efficient.

However, this efficiency comes with a downside. Because water moves quickly and with little filtration, karst systems are highly vulnerable to pollution. Contaminants from agriculture, industry or urban areas can easily enter the groundwater system and spread rapidly. Despite these challenges, karst ecosystems play a vital role in maintaining water availability, especially in regions with seasonal rainfall. They help regulate water flow, reduce flooding and support agriculture and human settlements.

4. Role in Climate Regulation and Carbon Cycling

Karst ecosystems contribute to climate regulation in important yet often overlooked ways, mainly through their role in the global carbon cycle. One of the key processes involved is the dissolution of carbonate rocks such as limestone. Rainwater absorbs carbon dioxide from the atmosphere and soil, forming a weak carbonic acid. When this acidic water comes into contact with carbonate rocks, it dissolves them, effectively removing carbon dioxide from the atmosphere and storing it in dissolved forms within groundwater systems. This natural mechanism is known as the karst carbon sink, and although it operates slowly, it plays a significant role over long geological timescales.

In addition to this geological process, biological components of karst ecosystems also contribute to carbon sequestration. Vegetation in karst regions, though often sparse due to poor soil conditions, still absorbs carbon dioxide during photosynthesis and stores it in plant biomass and roots. Deep rooted plants are especially important as they help transfer carbon into the soil and subsurface layers.

Microorganisms present in karst soils and caves further influence carbon cycling by decomposing organic matter and facilitating nutrient exchange. These combined geological and biological processes make karst ecosystems an integral part of climate regulation. Although their contribution may be smaller compared to dense forests, their long term and continuous role is crucial in maintaining atmospheric carbon balance and supporting overall ecological stability.

5. Human Dependence on Karst Ecosystems

Karst ecosystems are not just geological wonders; they are closely connected to human life in many parts of the world. Millions of people rely on karst aquifers as a primary source of fresh water for drinking, irrigation, and industrial use. In regions where surface water is limited, these underground water systems act as lifelines, quietly supporting everyday human needs. Karst landscapes also create opportunities for livelihoods, especially through tourism. Beautiful caves, underground rivers and unique rock formations attract visitors, providing income and employment for local communities. However, this benefit comes with responsibility. If tourism is not managed carefully, it can disturb fragile cave ecosystems, damage formations and even affect the species living inside.

Farming in karst regions can be challenging due to shallow soils and uneven terrain. Yet, local communities have shown remarkable adaptability. By using traditional knowledge and sustainable practices, they cultivate crops and manage resources efficiently, often working in harmony with nature rather than against it. Overall, the relationship between humans and karst ecosystems is deeply interconnected. While these ecosystems provide essential resources and economic benefits, they are also delicate and require careful management. Protecting them ensures not only environmental stability but also the well-being of the communities that depend on them.

6. Threats and Challenges to Karst Ecosystems

Despite their importance, karst ecosystems face several threats. Human activities such as mining, quarrying, deforestation and urbanization can severely damage these landscapes. Since karst systems are highly sensitive, even small disturbances can have large impacts. Pollution is one of the biggest challenges. Agricultural runoff, industrial waste and sewage can contaminate groundwater, affecting both ecosystems and human health.

Over extraction of groundwater is another major issue. Excessive pumping can lower water levels, leading to the collapse of underground cavities and the formation of sinkholes. Climate change further complicates the situation by altering rainfall patterns and affecting groundwater recharge. These combined pressures make it essential to adopt sustainable management practices (Ford & Williams, 2007).

7. Karst Ecosystems in India

Karst ecosystems in India are found in regions rich in limestone and other soluble rocks, but they are usually confined to specific areas within states. The most prominent karst landscapes occur in Meghalaya, especially in the Khasi and Jaintia Hills, where extensive cave systems such as Mawsmai Cave are located. Other important karst regions include parts of Andhra Pradesh, known for Borra Caves, as well as Chhattisgarh (Bastar region) and Odisha (Koraput district), which also have notable cave systems. Smaller karst features are found in Madhya Pradesh, Uttarakhand, and parts of the Western Ghats, including Kerala. These ecosystems are important for groundwater storage, biodiversity, and tourism, but due to their fragile nature, they require careful conservation and sustainable management.

8. Conclusion: Protecting a Fragile but Vital Ecosystem

Karst land ecosystems may remain hidden beneath the surface, but their importance cannot be overstated. From supporting unique biodiversity to regulating water systems and contributing to climate stability, these landscapes play a crucial role in maintaining ecological balance. However, their fragile nature makes them highly vulnerable to human activities and environmental changes. Protecting these ecosystems is not just a scientific responsibility but also a necessity for sustainable development.

For students and researchers in forestry, environmental science, and related fields, karst ecosystems offer valuable insights into the complexity and interconnectedness of natural systems. By understanding and conserving these hidden landscapes, we can ensure a more stable and resilient environment for future generations.

References

Culver, D. C., & Pipan, T. (2019). *The biology of caves and other subterranean habitats*. Oxford University Press.

Ford, D., & Williams, P. D. (2007). *Karst hydrogeology and geomorphology*. John Wiley & Sons.

Hartmann, A., Goldscheider, N., Wagener, T., Lange, J., & Weiler, M. (2014). Karst water resources in a changing world: Review of hydrological modeling approaches. *Reviews of Geophysics*, *52*(3), 218-242.

Palmer, A. N. (2007). Cave geology and speleogenesis over the past 65 years: role of the National Speleological Society in advancing the science. *Journal of Cave and Karst Studies*, *69*(1), 3-12.

Yuan, D. (1997). The carbon cycle in karst. *Zeitschrift Fur Geomorphologie Supplementband*, 91-102.

INNOVATIVE AGRICULTURE
www.innovativeagriculture.in
ISSN : 3048 - 989X

Modern treatment methods and feed based health enhancement in aquaculture

Padala Sai Chandu, M. Joshna, P. Anand Prasad, D. Mamatha, Salkapuram Sandeep Kumar, Sagili, Meghana, Alli Asritha

Department of Aquaculture, Andhra Pradesh Fisheries University, College of fisheries science Muthukur 524 344, Andhra Pradesh, India.
Corresponding Author: Padala Sai Chandu

Abstract:

Current non-antibiotic health management approaches in aquaculture, emphasizing systemic interventions and functional feeds that collectively reduce antibiotic dependence while sustaining intensive production. Modern non-feed strategies include next-generation vaccines—such as recombinant subunit, DNA, nanoparticle-based and mucosal/oral platforms—designed for species- and pathogen-specific protection, improved safety and easier mass administration in high-value finfish. Bacteriophage therapy is emerging as a precise biocontrol tool against Vibrio, Aeromonas, Flavobacterium and other bacterial pathogens, with in vivo studies and recent meta-analyses demonstrating protective efficacy comparable to antibiotics when appropriate phage cocktails and delivery routes are used. A wide range of immunostimulants (β-glucans, chitosan, vitamins, minerals, herbal extracts) and nanomaterial-based antiviral agents further strengthen innate defenses in fish and shrimp, including promising applications of silver nanoparticles against viral infections.

In parallel, functional feeds target gut microbiota, barrier integrity and immune competence through probiotics, prebiotics, synbiotics, phytogenics, organic acids, tailored micro- and macronutrient profiles, and microalgal bioactives, consistently improving growth, feed efficiency, stress tolerance and disease resistance while lowering antibiotic use. Nanoencapsulation of nutrients and bioactives enhances stability, intestinal delivery and cellular uptake, leading to superior immunomodulatory and antioxidant responses and better performance in fish and shrimp compared with conventional supplements. Collectively, these systemic and feed-based innovations position aquaculture to meet rising global demand under tighter antibiotic regulations, although further work is needed to clarify nanoparticle toxicity, environmental fate, optimal formulation strategies and regulatory frameworks for large-scale application.

Introduction

Intensification of aquaculture and restrictions on antibiotics have driven rapid development of modern, non-antibiotic disease treatments and feed-based health management strategies for fish and shrimp. Recent work emphasizes vaccines, phage therapy, immunostimulants, nanotechnology-enabled delivery systems, and a wide range of functional feed additives (probiotics, prebiotics, phytogenics, microalgal bioactives and organic acids) that enhance gut health, immunity and disease resistance while supporting growth and product quality.

Modern treatment and prevention methods (non-feed and systemic approaches)

Vaccination and advanced vaccine platforms:

Fish vaccination is now a cornerstone of health management in salmonids and several other cultured species, with inactivated and live-attenuated vaccines delivering broad protection against key bacterial and viral pathogens. Recent advances include recombinant subunit, DNA, nanoparticle-based, plant-based edible, reverse-vaccinology-designed and mucosal/oral vaccines, aimed at improving safety, breadth of protection and ease of administration in intensive aquaculture. These platforms are being tailored to species and pathogen combinations and are critical to reducing antibiotic use while enabling high-biosecurity production.

- **Bacteriophage therapy for bacterial diseases:**

Bacteriophages (viruses that infect bacteria) are being actively developed as species- and strain-specific biocontrol agents against bacterial pathogens such as Vibrio, Aeromonas and Flavobacterium in fish and shrimp. Recent reviews note successful in vivo phage applications in experimental and pilot-scale aquaculture systems

and emphasize their potential to reduce antibiotic reliance, provided that appropriate phage cocktails, delivery routes (immersion, oral, injection), and regulatory frameworks are established.

❖ **Immunostimulants and antiviral agents (including nanomaterials):**

A wide array of immunostimulants—such as β-glucans, chitosan, peptidoglycans, microbial cell wall components, vitamins, minerals and herbal extracts—are used to enhance innate immunity and disease resistance of shrimp and fish, often as prophylactics alongside or instead of chemotherapeutants.In shrimp, specific silver nanoparticle formulations (for example, Argovit R) have shown strong antiviral effects against white spot syndrome virus (WSSV) when administered as injections, significantly increasing survival without observable toxicity in experimental trials, illustrating how nanotechnology is being integrated into antiviral and immunostimulant strategies

❖ **Nanotechnology-enabled therapeutics and delivery systems:**

Nanotechnology is increasingly used to improve stability, targeted delivery and bioavailability of drugs and bioactives in aquatic animals, including nano-formulated antimicrobials and encapsulated immunostimulants.Studies on nanoencapsulated nutrients, such as vitamin C, report improved protection from degradation, enhanced absorption, better immune responses and higher disease resistance in fish compared with conventional supplements, though questions about nanoparticle toxicity, environmental fate and regulation remain.

Feed-based health enhancement strategies

Functional feeds in aquaculture are diets formulated not only for growth but also to modulate gut microbiota, intestinal morphology, barrier function and immune responses, thereby improving overall health and robustness against disease challenges. Replacement of marine ingredients with plant-based alternatives has increased the incidence of enteritis and dysbiosis in some species, and dietary supplementation with targeted feed additives is a key strategy to counteract these effects and maintain performance

❖ **Probiotics in aquafeeds:**

Probiotics—live beneficial microorganisms administered through feed or water—are widely used to control diseases by competitive exclusion of pathogens, production of antimicrobial compounds, enhancement of digestive enzyme activity and stimulation of local and systemic immune responses

Comprehensive reviews report that probiotic supplementation in fish and shrimp often improves growth, feed conversion, survival, gut histology, stress tolerance and resistance to bacterial, viral and parasitic infections, while also helping to reduce antibiotic use.

❖ **Prebiotics, synbiotics, postbiotics and paraprobiotics:**

Prebiotics are non-digestible ingredients (e.g. inulin, fructo-oligosaccharides, mannan-oligosaccharides, galacto-oligosaccharides) that selectively stimulate beneficial gut microbes and are increasingly included in fish and shrimp feeds to improve microbiota composition, growth and immunity.Recent reviews highlight the broader category of "biotic supplements"—including probiotics, prebiotics, synbiotics (probiotic + prebiotic combinations), postbiotics (non-viable microbial products) and paraprobiotics (inactivated microbial cells)—as promising antibiotic alternatives that support gut health, immune function, reproductive performance and water quality through microbial ammonia and nitrite oxidation

❖ **Phytogenics and herbal extracts:**

Plant-derived feed additives—including essential oils, saponins, tannins, flavonoids and other phytochemicals—are used as natural growth promoters, antioxidants, immunostimulants and antimicrobial agents in functional aquafeeds. Microalgae-derived bioactives, rich in carotenoids, polyunsaturated fatty acids, sterols and polysaccharides, are being developed as immunonutrients in shrimp feeds, where they strengthen innate immune defenses and reduce antibiotic requirements in intensive systems

❖ **Organic acids and acidifiers:**

Organic acids such as citric, formic and butyric acid and their salts have gained attention as feed additives that lower gut pH, inhibit specific pathogens, improve mineral absorption and enhance feed efficiency. Their efficacy and optimal inclusion levels are species- and life-stage-dependent, and these acids are often combined with other functional ingredients in modern diets to stabilize gut ecosystems and support performance.

❖ **Micro- and macronutrient immunonutrition (vitamins, minerals, fatty acids, nucleotides)**

Micronutrients including vitamins C and E, selenium, zinc and other trace elements are critical for antioxidant defenses and immune function, and their levels in modern feeds are frequently adjusted upward in high-density systems to account for stress and disease risk. Functional lipids (e.g. long-chain omega-3 polyunsaturated fatty acids) and dietary nucleotides are also applied as immunonutrients, with recent work in gilthead seabream showing that carefully designed alternative ingredient diets and feeding strategies can maintain or even improve muscle quality and health status relative to conventional fishmeal-based feeds.

❖ **Nanotechnology in feed: nanoencapsulated nutrients and bioactives:**

Nanoencapsulation of nutrients and bioactives (vitamins, minerals, plant extracts, algae derivatives) in aquafeeds protects sensitive compounds from oxidation and leaching, allows controlled release along the gut and can enhance cellular uptake, leading to stronger immunomodulatory and antioxidant effects. Dietary inclusion of seaweed-derived nanoparticles in Litopenaeus vannamei has been reported to improve growth performance, whole-body composition, hemato-biochemical parameters and the expression of immune-related genes, demonstrating the potential of nanotechnology to potentiate traditional herbal and algal additives.

References:

Hoseinifar, S.H. et al. (2018). Probiotics as means of disease control in aquaculture: a review of current knowledge and future perspectives. Frontiers in Microbiology.

Mondal, H. et al. (2022). Recent advances and application of vaccines against fish pathogens in aquaculture. Aquaculture International.

Jun, J.W. (2024). A concise overview of successful real-world applications of bacteriophages in aquaculture. Viruses.

Meetei, K.B. et al. (2025). Bacteriophage therapy for sustainable management of bacterial diseases in aquaculture. Journal of Applied Biology & Biotechnology.

Kumar, S. et al. (2022). Immunostimulants for shrimp aquaculture. Frontiers in Immunology (NIH-hosted review).

Yang, G. et al. (2024). Functional feed additives and intestinal health in aquatic animals (editorial plus associated articles). Frontiers in Physiology.

Longdom and other 2024–2025 reviews on probiotics, prebiotics and synbiotics in fish feed and aquaculture sustainability.

INNOVATIVE AGRICULTURE
www.innovativeagriculture.in
ISSN : 3048 - 989X

Fatty Liver Syndrome: A Review

Dr. Nirbhay Bhawsar

M.V.Sc. Scholar, Division of Extension Education

ICAR- Indian Veterinary Research Institute, Bareilly

Abstract

Fatty Liver Syndrome is a common metabolic disorder of high-producing dairy animals during the transition period characterized by excessive accumulation of triglycerides in hepatocytes and impaired liver function. The condition primarily develops due to negative energy balance which leads to increased mobilization of body fat and elevated delivery of non-esterified fatty acids to the liver. When hepatic oxidation and lipid export mechanisms are insufficient, triglycerides accumulate and result in hepatic lipidosis. Fatty liver syndrome adversely affects milk production, feed intake, immune status and reproductive performance and is frequently associated with periparturient disorders such as ketosis, milk fever, mastitis and retained fetal membranes. Fatty liver syndrome represents an important metabolic and economic challenge in dairy production systems. The present article explains fatty liver syndrome on a scientific basis, including its causes, pathogenesis, clinical signs and preventive management strategies.

Keywords: Negative energy balance, hepatic lipidosis, transition period, non-esterified fatty acids (NEFA),dairy cow metabolism.

Introduction

Fatty Liver Syndrome is an important metabolic disorder affecting high-yielding dairy animals during the transition period particularly around calving, when feed intake declines and energy demand increases (*Bobe et al.*, 2004). India has one of the largest livestock populations in the world and according to Basic Animal Husbandry Statistics the country produces more than 240 million tonnes of milk annually, emphasizing the economic importance of dairy animals (BAHS, 2024). However, awareness regarding scientific transition-period management among many livestock owners remains limited, which increases the susceptibility of animals to metabolic disorders such as fatty liver syndrome *(Grummer et al.*, 1993). During negative energy balance, adipose tissue is mobilized and large quantities of non-esterified fatty acids are transported to the liver, where excessive triglyceride accumulation results in hepatic lipidosis and impaired liver function (*Herdt et al.*, 2000). This condition is associated with reduced milk yield, poor reproductive performance and increased incidence of periparturient disorders, leading to considerable economic losses in dairy herds *(Radostits et al.*, 2007; *Rukkwamsuk et al.*, 1999).

Causes of Fatty Liver Syndrome- Fatty Liver Syndrome commonly develops in dairy cows during the transition period when animals face negative energy balance because feed intake decreases while energy requirements increase for the onset of lactation (*Grummer et al.*, 1993; *Bobe et al.*, 2004). The condition is more likely to occur when cows consume less feed around calving, which may result from stress, hormonal adjustments or abrupt changes in diet (*Herdt et al.*, 2000). Animals that are over-conditioned at calving, particularly those with a body condition score above 3.5, show a higher susceptibility to fatty liver (*Rukkwamsuk et al.*, 1999). Inadequate transition feeding practices, low dietary energy density, and sudden alterations in ration can further increase the risk (*Bobe et al.*, 2004). Environmental and management stressors, including changes in housing, grouping, or

temperature, may also reduce feed intake and contribute to the development of the disorder (*Radostits et al.*, 2007).

Pathogenesis- The pathogenesis of Fatty Liver Syndrome starts during the transition period when animals enter a state of negative energy balance because feed intake declines while energy requirements increase for milk production (*Grummer et al.*, 1993; *Herdt et al.*, 2000). As a result, stored body fat is mobilized and adipose tissue lipolysis increases causing elevated concentrations of non-esterified fatty acids in the bloodstream (*Bobe et al.*, 2004). These fatty acids are transported to the liver and converted into triglycerides but when the liver's capacity to oxidize or export these lipids is limited triglycerides accumulate within hepatocytes (*Bobe et al.*, 2004). The excessive lipid deposition leads to hepatic lipidosis, which reduces gluconeogenesis and promotes ketone body formation further worsening the energy deficit (*Radostits et al.*, 2007). This progression establishes a vicious cycle where continued fat mobilization contributes to further liver dysfunction and aggravates the metabolic imbalance (*Herdt et al.*, 2000).

Negative energy balance (transition period)
↓
Reduced feed intake + Increased energy demand
↓
Adipose tissue lipolysis
↓
↑ Non-esterified fatty acids (NEFA) in blood
↓
Transport of NEFA to liver
↓
Re-esterification of NEFA to triglycerides
↓
Limited hepatic oxidation and VLDL export
↓
Accumulation of triglycerides in hepatocytes
↓
Hepatic lipidosis (Fatty liver)
↓
↓ Gluconeogenesis + ↑ Ketone body formation
↓
Further negative energy balance (vicious cycle)

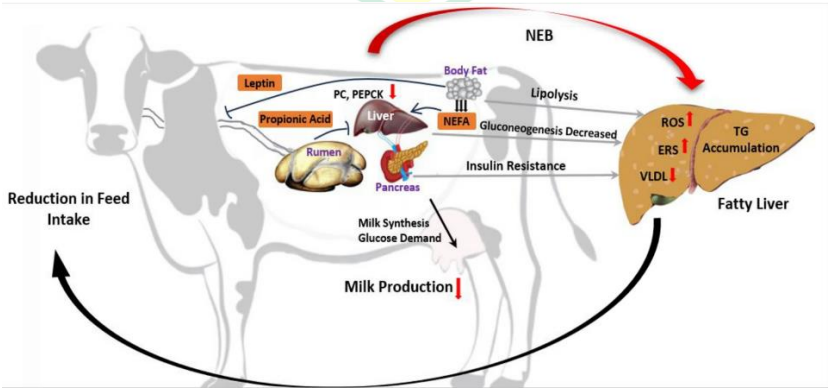

(**Source-** https://link.springer.com/article/10.1007/s44154-024-00206-5/figures/1)

Symptoms-Cows suffering from fatty liver syndrome commonly shows a noticeable decline in milk production along with reduced feed intake which occurs due to impaired hepatic metabolism and insufficient energy

availability during early lactation (*Bobe et al.*, 2004). Affected animals often appear dull with decreased appetite and poor body condition reflecting the metabolic disturbances associated with excessive fat mobilization (*Grummer et al.*, 1993). The condition is frequently accompanied by an increased incidence of periparturient disorders such as milk fever, ketosis, mastitis and retained fetal membranes, as hepatic dysfunction negatively influences immune competence and metabolic regulation (*Herdt et al.*, 2000; *Radostits et al.*, 2007). Reproductive performance is also adversely affected and cows may exhibit delayed oestrus, reduced conception rate and overall poor fertility due to altered hormonal balance and energy deficiency (*Rukkwamsuk et al.*, 1999). In addition, biochemical examination of blood typically reveals elevated concentrations of non-esterified fatty acids and increased ketone bodies indicating excessive mobilization of adipose tissue and accumulation of lipids within the liver (*Bobe et al.*, 2004; *Radostits et al.*, 2007).

Prevention and Care -Preventive management is considered more effective than treatment. Maintaining cows at an optimal body condition score of approximately 2.5-3.0 at calving reduces excessive mobilization of adipose tissue and lowers the risk of hepatic fat deposition (*Rukkwamsuk et al.*, 1999). Over-conditioned animals should be avoided and body weight should be maintained during the dry period through balanced feeding strategies (*Grummer et al.*, 1993). Sudden dietary changes during the transition period should be minimized, as they may reduce feed intake and exacerbate negative energy balance (*Herdt et al.*, 2000). Supplementation with glucose precursors or energy-dense feeds to high-risk animals may help improve energy balance and decrease fat mobilization (*Bobe et al.*, 2004). In addition, minimizing stress through consistent management practices-such as avoiding abrupt changes in housing, ration, temperature or herd grouping-is important because stress-induced catecholamine release promotes lipolysis and increases the risk of fatty liver (*Radostits et al.*, 2007; *Herdt et al.*, 2000).

Fatty liver syndrome can lead to significant losses in dairy herds and mortality may reach considerable levels in severe untreated cases mainly due to associated metabolic and infectious complications (*Bobe et al.*, 2004; *Radostits et al.*, 2007). There is no single universally effective therapy, therefore treatment primarily focuses on correcting negative energy balance and supporting liver function. Administration of glucose precursors such as propylene glycol, intravenous dextrose and in some cases hormonal therapy including glucagon have been suggested to improve energy status and reduce hepatic lipid accumulation (*Grummer et al.*, 1993; *Herdt et al.*, 2000). Supportive therapy aimed at managing concurrent disorders like ketosis, milk fever or infections is also essential to improve recovery (*Radostits et al.*, 2007).

Conclusion

Fatty Liver Syndrome is a multifactorial metabolic disorder primarily linked to negative energy balance during the transition period in dairy animals. Excessive mobilization of body fat and accumulation of triglycerides in the liver impair metabolic functions and predispose animals to reduced production, poor reproductive performance and increased susceptibility to other diseases. Since effective curative treatment options are limited preventive management strategies such as maintaining optimal body condition at calving, providing balanced nutrition, minimizing stress and avoiding sudden management changes are crucial. Early recognition and supportive therapy aimed at correcting energy imbalance and treating concurrent disorders can help reduce severity and improve recovery. Proper transition period management therefore remains the most effective approach to minimize the incidence and economic losses associated with fatty liver syndrome.

References

Bobe, G., Young, J. W., & Beitz, D. C. (2004). Pathology, etiology, prevention, and treatment of fatty liver in dairy cows. *Journal of Dairy Science*, 87(10), 3105–3124.

Drackley, J. K. (1999). Biology of dairy cows during the transition period: The final frontier? *Journal of Dairy Science*, 82(11), 2259–2273.

Goff, J. P., & Horst, R. L. (1997). Physiological changes at parturition and their relationship to metabolic disorders. *Journal of Dairy Science*, 80(7), 1260–1268.

Grummer, R. R. (1993). Etiology of lipid-related metabolic disorders in periparturient dairy cows. *Journal of Dairy Science*, 76(12), 3882–3896.

Herdt, T. H. (2000). Ruminant adaptation to negative energy balance. *Veterinary Clinics of North America: Food Animal Practice*, 16(2), 215–230.

Lean, I. J., Van Saun, R., & DeGaris, P. J. (2013). Energy metabolism of dairy cattle in the transition period. *Veterinary Clinics of North America: Food Animal Practice*, 29(2), 337–366.

Radostits, O. M., Gay, C. C., Hinchcliff, K. W., & Constable, P. D. (2007). *Veterinary medicine: A textbook of the diseases of cattle, horses, sheep, pigs and goats* (10th ed.). Saunders Elsevier.

Reid, I. M. (1980). Incidence and severity of fatty liver in dairy cows. *Veterinary Record*, 107(12), 281–284.

Rukkwamsuk, T., Wensing, T., & Geelen, M. J. H. (1999). Relationship between body condition score and fatty liver in dairy cows. *Journal of Dairy Science*, 82(6), 1169–1175.

Hu, H., Wang, L., Zhang, R. *et al.* An overview of the development of perinatal stress-induced fatty liver and therapeutic options in dairy cows. *Stress Biology* **5**, 14 (2025). https://doi.org/10.1007/s44154-024-00206-5

INNOVATIVE AGRICULTURE
www.innovativeagriculture.in
ISSN : 3048 - 989X

IMPORTANCE OF MACHANIZATION IN CHILLI CROP

Bhodisatwa, Sunil Shirwal, Pradeep, Shashanka, Sushilendra, Murali M.

Department of Farm Machinery and Power Engineering,
College of Agricultural Engineering, University of Agricultural Sciences, Raichur – 584104, India.
Corresponding Author: Bhodisatwa

Abstract

Chilli (*Capsicum spp.*) cultivation is highly labour-intensive, requiring precise and timely operations across multiple stages. Mechanization has emerged as a critical solution to improve efficiency, reduce labour dependency, and enhance productivity. This article examines mechanization across key stages of chilli production. Mechanized land preparation using tractors and rotavators can reduce field preparation time by **40–60%** and fuel use by **15–25%**. Nursery mechanization and the use of transplanters improve planting uniformity by **20–30%** while reducing labour requirements by nearly **50%**. Intercultural operations with power weeders can cut weeding costs by **30–50%** and improve soil aeration. Drip irrigation and fertigation systems enhance water-use efficiency by **30–70%** and fertilizer-use efficiency by **20–40%**. Mechanized spraying ensures **25–35%** better coverage and reduces chemical wastage by **20–30%**. Harvesting mechanization can lower labour demand by up to **70–80%**, although challenges remain in minimizing fruit damage. Post-harvest mechanization reduces losses by **10–25%** and improves product quality and value addition. Despite constraints such as high initial investment and small landholdings, the integration of advanced technologies like automation and precision agriculture offers significant potential. Overall, mechanization significantly enhances productivity, profitability, and sustainability in chilli cultivation systems.

Introduction

Chilli (*Capsicum spp.*) is one of the most widely cultivated spice and vegetable crops across the globe, especially in tropical and subtropical regions. It is an essential ingredient in daily diets, food processing industries, and pharmaceutical products due to its pungency, colour, flavour, and medicinal properties. Chilli fruits are rich in vitamins such as A, C, and E, along with antioxidants like capsaicin, which have significant health benefits.

India is a leading producer, consumer, and exporter of chilli, contributing a substantial share to global production. Major chilli-producing states include Andhra Pradesh, Telangana, Karnataka, Maharashtra, and Tamil Nadu. The crop plays a crucial role in enhancing farmer income, generating rural employment, and supporting agro-based industries.

However, chilli cultivation is highly labour-intensive. From land preparation to harvesting and post-harvest processing, each stage requires considerable human effort. Traditionally, most of these operations are performed manually, which leads to higher production costs, delays in operations, and inefficiencies. Moreover, increasing labour scarcity and rising wages have made manual farming practices less viable.

Mechanization has emerged as a powerful solution to modernize chilli cultivation. Mechanization refers to the use of machines and equipment to perform agricultural operations efficiently and effectively. It helps in reducing labour dependency, improving timeliness, enhancing productivity, and ensuring better quality produce.

Need for Mechanization in Chilli Cultivation

Chilli cultivation involves multiple operations that require precision and timely execution. One of the most significant challenges faced by farmers is the high labour requirement, especially during peak agricultural seasons. Labour shortages often lead to delays in operations such as transplanting, weeding, spraying, and harvesting, which ultimately affect crop yield and quality.

Among all operations, harvesting is the most labour -intensive, accounting for nearly 40–50% of the total labour requirement. Since chillies are harvested multiple times, the demand for labour increases significantly over

the cropping period. Manual harvesting is not only time-consuming but also physically demanding, leading to higher labour costs.

Another critical issue is the health hazard associated with chilli cultivation. Handling chilli fruits exposes workers to capsaicin, which can cause skin irritation, eye burning, and respiratory discomfort. Continuous exposure can lead to serious health problems, discouraging labour participation in chilli farming.

Additionally, traditional farming practices often result in inefficient use of resources such as water, fertilizers, and pesticides. This not only increases production costs but also affects environmental sustainability. Mechanization addresses these challenges by:

- Reducing labour dependency
- Ensuring timely completion of operations
- Improving precision in farming practices
- Enhancing resource-use efficiency

Thus, mechanization is essential for making chilli cultivation more profitable, sustainable, and less labour - intensive.

Stages of Mechanization in Chilli Cultivation

Mechanization in chilli cultivation is not confined to a single operation but extends across the entire crop production cycle, beginning from land preparation and continuing through planting, crop management, harvesting, and post-harvest processing. Each stage requires specific machinery and technological interventions designed to improve efficiency, reduce labour dependence, and enhance overall productivity. The integration of mechanization at different stages ensures that operations are performed in a timely and precise manner, which is critical for achieving optimal crop growth and yield. Moreover, the adoption of mechanized systems helps in minimizing human drudgery, improving input-use efficiency, and promoting sustainable agricultural practices (Tullberg, J. N., 2010).

Land Preparation

Land preparation forms the foundation of successful chilli cultivation, as it directly influences soil structure, aeration, moisture retention, and root development. In traditional farming systems, land preparation is often carried out using manual labour or animal-drawn implements, which are not only time-consuming but also less effective in achieving the desired soil tilth. Such methods may result in uneven soil conditions and poor seedbed preparation, ultimately affecting crop establishment and yield.

Fig.1. Tractor operated implements for primary and secondary tillage in chilli cultivation

With the introduction of mechanization, land preparation has become significantly more efficient and precise. Tractors equipped with implements such as mouldboard ploughs, disc ploughs, harrows, and rotavator are widely used to perform primary and secondary tillage operations. Deep ploughing helps in breaking compact soil layers, improving aeration, and facilitating better root penetration, while secondary tillage ensures a fine seedbed suitable for transplanting. The use of rotavators enables efficient soil pulverization in fewer passes, saving time and fuel. Mechanized land preparation also aids in the incorporation of crop residues and organic matter, improving soil fertility and microbial activity. Additionally, it helps in early weed control and reduces soil compaction problems, which are known to negatively affect crop yield and soil health (Hamza, M. A. & Anderson, W. K., 2005; Batey, T., 2009).

Nursery Raising and Transplanting

The success of chilli cultivation largely depends on the quality of seedlings used for transplanting. Traditional nursery practices often result in uneven germination and weak seedlings due to uncontrolled environmental

conditions and pest incidence. Manual transplanting further increases the risk of root damage and inconsistent plant spacing.

Mechanization has improved nursery management through the use of plug trays, protected structures, and automated irrigation systems, which ensure uniform germination and healthy seedling growth. These methods reduce seed wastage and produce robust seedlings with well-developed root systems.

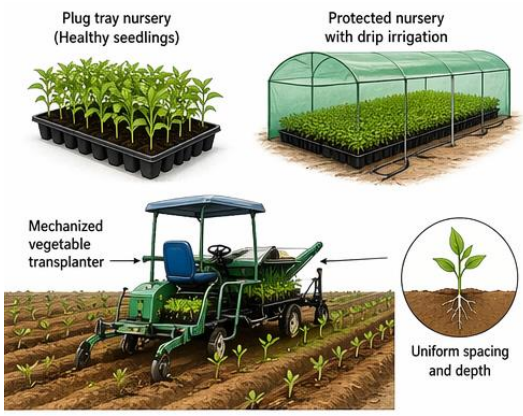

Fig. 2. Plug tray nursery and mechanized transplanter ensuring uniform planting of chilli seedlings

Transplanting, one of the most labour -intensive operations, has been significantly improved through mechanized vegetable transplanters. These machines ensure uniform spacing and depth, which is critical for optimal plant population and efficient resource utilization. Proper plant spacing enhances light interception, air circulation, and nutrient availability, leading to improved crop growth and yield. Mechanized transplanting also reduces transplanting shock and improves field establishment, thereby increasing overall productivity (Swami et al., 2022).

Intercultural Operations

Intercultural operations such as weeding, soil loosening, and earthing-up are essential for maintaining soil health and ensuring optimal crop growth. Traditionally, these operations are carried out manually, requiring significant labour and time, especially in large-scale farming systems.

Mechanized tools such as power weeders, rotary hoes, and mini cultivators have revolutionized intercultural operations by enabling efficient weed control and soil management. These machines operate between crop rows, removing weeds without damaging the crop and reducing competition for nutrients, water, and sunlight.

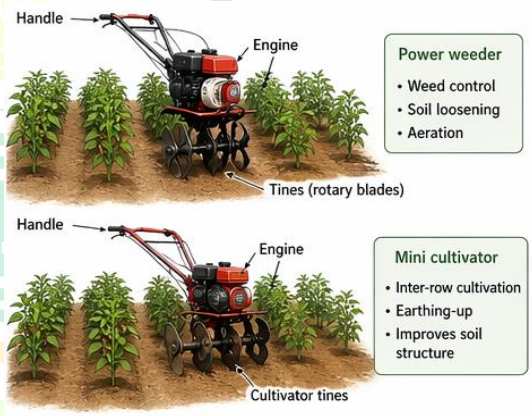

Fig. 3. Power weeder and mini cultivator used for intercultural operations in chilli fields

Soil loosening through mechanized cultivation improves aeration and enhances root growth, while earthing-up strengthens plant stability and promotes better nutrient uptake. The use of mechanization in intercultural operations reduces labour requirements and increases operational efficiency, allowing farmers to manage larger areas effectively.

Furthermore, improved soil structure resulting from mechanized operations supports better water infiltration and microbial activity, which are essential for long-term soil fertility (Godwin, R. J., 2007).

Irrigation and Fertigation

Efficient water and nutrient management are critical for achieving high yields in chilli cultivation. Traditional irrigation methods often result in uneven water distribution and excessive losses due to runoff and evaporation. Mechanized irrigation systems, particularly drip irrigation, have transformed water management practices by delivering water directly to the root zone.

Drip irrigation ensures precise water application, reducing wastage and improving water-use efficiency. It also maintains optimal soil moisture levels, which are essential for plant growth and development. In addition,

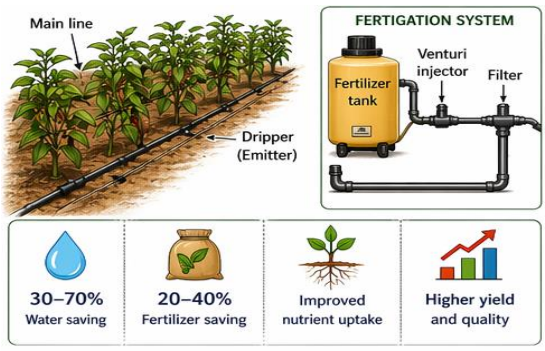

Fig. 4. Drip Irrigation and fertigation system in chilli cultivation and its benefits

fertigation systems enable the application of fertilizers through irrigation, ensuring uniform nutrient distribution and reducing fertilizer losses.

The combined use of drip irrigation and fertigation enhances nutrient uptake efficiency and improves crop performance. These systems also reduce labour requirements and minimize environmental impact by preventing nutrient leaching and waterlogging (Lamandé & Schjønning, 2011).

Plant Protection

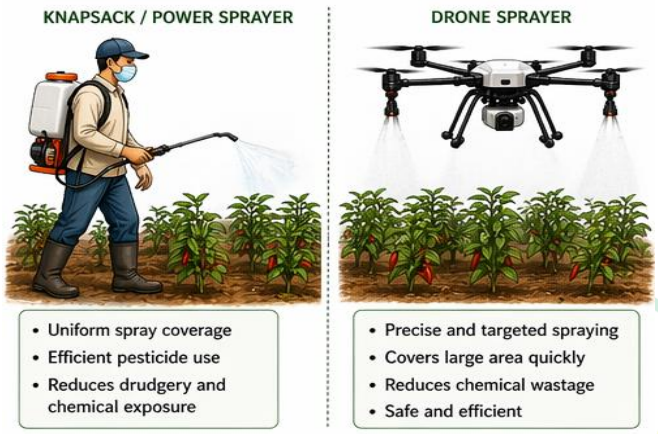

Fig. 5. Knapsack sprayer and drone sprayer for efficient plant protection in chilli crops

Chilli crops are highly susceptible to pests and diseases, which can significantly reduce yield and quality if not managed effectively. Traditional methods of pesticide application often result in uneven coverage and excessive chemical use, leading to environmental and health concerns.

Mechanized sprayers such as knapsack sprayers, power sprayers, and tractor-mounted sprayers ensure uniform and efficient application of agrochemicals. These machines produce fine droplets that enhance coverage and improve the effectiveness of pesticides.

Recent advancements in plant protection include drone-based spraying systems, which enable precise and targeted application of agrochemicals over large areas. These systems reduce labour requirements and minimize human exposure to harmful chemicals, improving safety and efficiency. Mechanized spraying also supports precision agriculture practices by optimizing input use and reducing environmental impact (Shailesh et al., 2025).

Harvesting Mechanization

Harvesting is the most labour -intensive stage in chilli cultivation due to the need for multiple pickings and the delicate nature of the fruits. Manual harvesting is time-consuming, costly, and physically demanding, often accounting for a significant portion of total production costs.

Mechanized harvesting technologies, including self-propelled and tractor-operated harvesters, have been developed to address these challenges. These machines can harvest large areas quickly, significantly reducing labour requirements and operational costs. However, challenges such as variability in plant structure, uneven fruit maturity, and potential fruit damage limit the widespread adoption of mechanized harvesting. Despite these limitations, mechanization offers substantial benefits in terms of efficiency and labour savings. Ongoing research is focused on improving harvesting technologies to enhance adaptability and reduce crop damage (Han et al., 2025; Paul & Machavaram, 2024).

Post-Harvest Mechanization

Post-harvest operations are critical for maintaining the quality and marketability of chilli produce. Traditional methods of handling, drying, and processing are labour -intensive and often result in significant losses due to improper handling and storage.

Mechanization has introduced advanced equipment for cleaning, grading, drying, seed extraction, and processing. Mechanical dryers ensure uniform drying, reducing moisture content and preventing spoilage. Cleaning and grading machines improve product quality by removing impurities and sorting chillies based on size and color.

Seed extractors and pulverizers facilitate value addition by enabling the production of chilli seeds and powder. Mechanized processing not only reduces labour requirements but also enhances efficiency and product quality.

By minimizing post-harvest losses and improving value addition, mechanization plays a crucial role in increasing farmer income and market competitiveness (Swami et al., 2022).

Conclusion

Mechanization in chilli cultivation plays a crucial role in transforming traditional farming into a more efficient, productive, and sustainable system. By reducing labour dependency, ensuring timely operations, and improving resource-use efficiency, it significantly enhances crop yield and quality. Although challenges such as high initial costs and limited adaptability of machines exist, continuous technological advancements and supportive policies can accelerate adoption. Integrating mechanization with precision agriculture practices further strengthens its potential. Overall, mechanization not only increases farmers' profitability but also contributes to long-term agricultural sustainability and food security, making it an essential component of modern chilli production systems.

References

Godwin, R. J. (2007). A review of the effect of implement geometry on soil compaction and crop yield. Soil and Tillage Research, 97(2), 331–340.

Hamza, M. A. & Anderson, W. K. (2005). Soil compaction in cropping systems. Soil and Tillage Research, 82(2), 121–145.

Batey, T. (2009). Soil compaction and soil management. Soil Use and Management, 25(4), 335–345.

Lamandé, M. & Schjønning, P. (2011). Transmission of vertical stress in soils. Soil and Tillage Research, 113(2), 71–80.

Tullberg, J. N. (2010). Benefits of controlled traffic farming. CIGR Journal, 12(2),1–8.

Swami, C. Y., et al. (2022). Constraints in chilli cultivation mechanization. Journal of Horticultural Sciences, 17(1), 204–208.

Han, D., et al. (2025). Mechanized harvesting technologies for chilli peppers. Agriculture, 15(11), 1129.

Paul, A., & Machavaram, R. (2024). Evolution of pepper harvesting mechanization.

Shailesh, H., et al. (2025). Agrochemical practices in chilli cultivation.

INNOVATIVE AGRICULTURE
www.innovativeagriculture.in
ISSN : 3048 - 989X

Comparative Analysis of Nutritional Strategies for Healthy Aging in Dogs

Vipin Kumar Gautam[1], Sneha Gautam[2], Saurabh Banerjee[3]

[1&2]Department of Veterinary Medicine, College of Veterinary Science and A.H., Rewa, Madhya Pradesh, India,

[3]Veterinary Assistant Surgeon at Chhattisgarh Livestock Development Department, Dist.-Korea, Chhattisgarh, India.

Corresponding Author: Vipin Kumar Gautam

Abstract

Aging in dogs is accompanied by progressive physiological changes that increase susceptibility to chronic diseases such as cancer, renal disorders, and cardiac ailments. Scientific nutritional management plays a pivotal role in promoting healthy aging, improving quality of life, and mitigating disease risks in senior dogs. This chapter outlines the concept of aging in canines, variations in defining senior and geriatric stages across breeds, and the importance of individualized dietary planning. It highlights the role of key nutrients—proteins, fats, fiber, vitamins, and minerals—in maintaining metabolic functions, body condition, and organ health. Special emphasis is placed on dietary modifications required for common age-related conditions such as arthritis, kidney disease, obesity, diabetes, and cognitive decline. The chapter underscores that no single diet fits all senior dogs, and nutritional strategies must be tailored based on age, breed, health status, and physiological needs. Evidence-based feeding practices are essential for ensuring optimal health and longevity in aging companion animals.

KEYWORDS: Senior dogs, Geriatric nutrition, Canine aging, Dietary management, Chronic diseases, Protein metabolism, Omega-3 fatty acids, Obesity management, Renal nutrition, Veterinary clinical nutrition

Introduction

Old age in dogs is a natural biological process rather than a disease; however, it is often associated with increased vulnerability to various health disorders. Among the leading causes of non-accidental mortality in dogs are cancer, kidney disease, and heart disease. Appropriate nutritional management can significantly contribute to reducing the risk and severity of such conditions, thereby enhancing both lifespan and quality of life.

When a dog is considered senior?

Dogs are mature when they reach half of their anticipated life expectancy and senior when they are in the last 25% of their expected lifespan. Small breed dogs tend to live longer than large and giant breeds, so large and giant breed dogs are considered senior between 5 and 8 years of age, while small breed dogs are considered senior at 10 11 years of age. The term geriatric is used when a dog has lived beyond the average lifespan for their breed and size. Although aging, in itself, is not a disease, it often is associated with a variety of diseases. Nutrition can be a powerful tool in maintaining health, preventing disease, and in helping to manage disease. However, deciding on the "best" diet for an older dog can be a difficult decision. Animals are individuals so just because a pet turns 7 or 12 years old doesn't necessarily mean it's old. The aging process depends on a variety of factors including breed, genetics, and concurrent diseases. Therefore, just because a food is marketed for older animal, doesn't mean it is right for every older dog.

Nutrient Profile:

A nutrient profile is a specific combination of protein, carbohydrate, fat, vitamins, and minerals. Nutrient profiles are designed by pet food manufacturers to market their products for the different stages of a dog's life. For example, the nutrient profile of a senior dog will differ from that of a growing puppy. It will also differ based on your dog's size and health - the nutrient profile of a healthy senior dog will be different than that of a dog with advanced kidney disease.

So, while much additional work is needed on the specific requirements of older dogs and cats, not all animals require major changes in the foods they're eating as they age. Many older dogs would be best served by continuing to eat a high-quality commercial diet designed for adults. Others, however, will benefit from changing to a "senior" diet. However, it is important to understand that there is no legal definition for "senior" or "geriatric" foods. Although the title generally implies lower protein, lower phosphorus, and a lower caloric content, the levels vary with each company and each company's senior food will have different properties. In fact, there is a huge range of levels of key nutrients, such as protein, phosphorus, sodium, and fat, in commercial senior diets. Focus on the Key Nutrients Senior Dogs Need Most Once you've found a reputable company and a complete balanced senior diet, take a closer look at the nutrients inside to decide whether it's a good choice for your senior dog.

Protein:

Should be high-quality and easily digestible. Chicken, turkey, salmon, beef, lamb, eggs, and organ meats like heart, liver, and kidney all provide amino acids needed for muscle maintenance. Although there is a common belief that protein restriction is helpful for older animal, there is little scientific evidence to show that low protein foods are beneficial for the healthy older dog. In fact, foods highly restricted in protein may actually be too low in protein for many older animals and can contribute to muscle loss. Therefore, dogs should not be fed a low protein diet just because they are old (if moderate to severe renal disease is present, then some protein restriction may be beneficial).

Fat:

Healthy fats supply energy and support hormone production, brain and eye function, cell development, immune function, and skin and coat condition. Many dogs tend to gain weight as they age. In these obesity-prone animals, decreasing the number of calories eaten (either by feeding less or changing to a food with a lower caloric density) will help to prevent weight gain.

Fiber:

Supports digestion, bowel regulation, and weight management. Senior dogs benefit from a balanced mix of soluble fiber (beet pulp, chicory root, psyllium husk) and insoluble fiber (cellulose, pea fiber, rice bran). Weight-management diets often have higher crude-fiber content than other diets. Increased soluble or insoluble fiber intake may be useful for dogs that have decreased intestinal motility and are prone to constipation, but high fiber foods may not be appropriate for animals with trouble maintaining weight since high fiber foods are generally low in calories.

Vitamins and minerals:

Support energy metabolism, organ function, immune health, and overall vitality. Essential vitamins for senior dogs include A, D, E, and the B vitamins (B1, B6, B12, niacin, and riboflavin). Phosphorus can contribute to the progression of renal disease, so phosphorus restriction is recommended for animals with significant renal disease. Sodium restriction is unnecessary for the general population of older dogs and cats, but may be recommended if cardiac disease is present.

Omega-3 sources:

Fish oil, algae oils, and marine oils such as green-lipped mussel (EPA and DHA)

Omega-6 sources:

Poultry fat and oils like corn, sunflower, canola, and safflower (including linoleic acid, an essential fatty acid for dogs). Flaxseed oil and hempseed oil both supply ALA, a less usable omega-3 fatty acid for dogs that may still be useful for its omega-6 fatty acid content. Other fats (such as lamb fat, beef fat, or coconut oil) may boost palatability and energy density of diets. MCTs (medium-chain triglycerides, a highly purified version of coconut oil) may support heart and brain function.

A well-balanced diet provides the foundation for your senior dog's health, but specific medical conditions often require targeted nutritional adjustments.

Arthritis or joint disease:

Increased omega-3 fatty acids (EPA and DHA) plus supplements like glucosamine, chondroitin, collagen, and green-lipped mussel to support joint health and ease inflammation. 63

Kidney disease:
Lower protein and phosphorus to reduce the strain on the kidneys.
Heart disease:
Reduced sodium to help manage fluid retention.
Diabetes:
Higher fiber and lower fat for weight and blood glucose management.
Obesity:
High-fiber, lower caloric density, and increased nutrient density to support satiety and weight management without malnutrition.
Liver disease:
Lower protein and added antioxidants to support liver function.
Dental disease:
Adjusted kibble size (larger to help clean the teeth or smaller to be easier to chew) and ingredients such as soluble pyrophosphate to clean the teeth.
Cognitive decline:
Increased B vitamins, vitamin E, omega-3 fatty acids, and MCTs to support brain function. There is an increasing interest in geriatrics among the pet food manufacturers. A new niche has developed for special diets for older companion/senior animals so more and better research into their unique requirements is required. Hopefully, this will provide the necessary information to develop separate nutritional profiles for geriatric dogs and clinical nutrition. Since, it is not easy to be able to design a single food that meets the needs of every older animal. Therefore, it is important to do a careful nutritional assessment of the individual patient to determine an appropriate food that will maintain a proper body weight and provide optimal nutrient levels for management of senior dogs.

Conclusion

Proper nutritional management is fundamental to the health and well-being of senior dogs. As aging is influenced by multiple factors, including breed, genetics, and disease status, a one-size-fits-all dietary approach is inadequate. Instead, individualized nutritional assessment and tailored feeding strategies are essential to meet the specific needs of each animal. Advances in veterinary nutrition and increasing focus on geriatric care have paved the way for specialized diets; however, further research is needed to refine nutrient requirements for aging dogs. Ultimately, evidence-based feeding practices, combined with regular veterinary evaluation, can significantly enhance longevity, maintain optimal body condition, and improve the overall quality of life in senior companion animals.

References

Hutchinson D, Freeman LM, Schreiner KE, Terkla DG. Survey of opinions about nutritional requirements of senior dogs and analysis of nutrient profiles of commercially available diets for senior dogs. Intl J Vet Res Vet Med. 2011;9:68 79.

Hutchinson D, Freeman LM. Optimal nutrition for senior cats. Comp Cont Ed Small Anim Pract. 2011;33:5.

WSAVA Nutritional Assessment Guidelines Taskforce: Freeman L, Becvarova I, Cave N, MacKay C, Nguyen P, Rama B, Takashima G, Tiffin R, Van Beukelen P, Yathiraj S. 2011 Nutritional Assessment Guidelines. J Small Anim Pract. 2011;52:516–525.

Khan MZ, Mondino A, Russell K, Case B, Fefer G, Woods H, et al. A novel task of canine olfaction for use in adult and senior pet dogs. Sci Rep. 2023;13(**1**):2224.

INNOVATIVE AGRICULTURE
www.innovativeagriculture.in
ISSN : 3048 - 989X

Improving Sheep Productivity through Better Management Practices

Harideep Verma[1], Nitu Kujur[2], Akanksha Singh[3] and Nirbhay Bhawsar[4], Uttam Kumar Sahu[5]

[1,2,3,4]Division of Extension Education,[5]Division of Animal Reproduction
ICAR-Indian Veterinary Research Institute, Izatnagar, Bareilly, Uttar Pradesh - 243122
Corresponding Author: Nitu Kujur

Abstract

Sheep farming is an important livelihood activity, particularly for small and marginal farmers, due to its low input requirements and adaptability to diverse agro-climatic conditions. However, the productivity of sheep largely depends on the adoption of proper general management practices. This article highlights key aspects of general management in sheep farming, including shearing, castration, hoof care, identification, record keeping, feeding management through the use of chaff cutters, flock management, and sanitation practices. Emphasis is given to the importance of timely and systematic execution of these practices to ensure better animal health, improved growth, and enhanced reproductive performance. The article also identifies common gaps such as low adoption of record keeping and identification, along with the need for awareness and training among farmers. Adoption of simple, cost-effective, and scientific management practices can significantly improve productivity, reduce losses, and enhance the income and sustainability of sheep farming systems.

Keywords: Shearing, Castration, Hoof care, Identification, Record keeping, Productivity

1. Introduction

Sheep farming plays a vital role in the rural economy by providing multiple sources of income, including meat, wool, manure, and skin. It is particularly important for small and marginal farmers, as sheep require relatively low initial investment and can thrive even under harsh climatic conditions and limited resources. In many regions, sheep rearing serves as a dependable livelihood option and contributes significantly to nutritional security and employment generation. However, the productivity of sheep largely depends on how well they are managed on a day-to-day basis. Traditional practices alone are often not sufficient to achieve higher returns. There is a growing need to adopt proper general management practices such as timely shearing, castration, hoof care, identification, and maintenance of basic records. These routine practices help in improving animal health, preventing diseases, enhancing growth and reproduction, and ultimately increasing the overall efficiency of the flock. Therefore, careful attention to daily management is essential for transforming sheep farming into a profitable and sustainable enterprise.

2. Shearing Management

Shearing is one of the most important routine practices in sheep farming, involving the removal of wool at regular intervals. Timely shearing not only improves the overall health of sheep but also enhances the economic returns from wool production. Generally, sheep are shorn once or twice a year, depending on the breed and climatic conditions.

Importance of Timely Shearing

- Prevents excessive wool growth, which can lead to heat stress, especially in hot climates
- Helps in early detection of skin diseases, wounds, and external parasites
- Reduces the risk of wool contamination from dirt, dung, and urine
- Facilitates better management during breeding and health care practices

Benefits of Shearing

- **Improved Hygiene:** Removal of dirty and matted wool keeps the animal clean and reduces parasite load
- **Better Wool Quality:** Timely shearing ensures clean, uniform, and higher-quality wool, fetching better market prices

- **Enhanced Animal Comfort:** Sheep feel more comfortable, particularly during summer, leading to better feed intake and growth
- **Disease Prevention:** Reduces chances of skin infections and ectoparasitic infestations

Proper shearing, when carried out with care and at the right time, significantly contributes to **better productivity and welfare of sheep**.

3. Castration of Male Lambs

Castration is a common management practice in sheep farming that involves removal or inactivation of the testes in male lambs not intended for breeding. It is primarily done to improve flock management and enhance production efficiency.

Purpose of Castration

- **Better Growth and Meat Quality:** Castrated males (wethers) tend to deposit fat more uniformly, producing tender and better-quality meat
- **Temperament Control:** Reduces aggressive and restless behavior, making animals easier to handle and manage
- **Prevention of Uncontrolled Breeding:** Avoids indiscriminate mating and helps maintain **genetic quality of the flock**
- **Efficient Feed Utilization:** Castrated animals often show steady growth under proper feeding conditions

Recommended Age and Method

- **Age:** Castration is ideally performed at an early age (2–3 months**)** to minimize stress, pain, and complications
- **Methods:**
  - **Burdizzo (bloodless method):** Crushing of spermatic cord without cutting skin; commonly used and safer
  - **Rubber ring (elastrator method):** A tight rubber ring is applied at the base of the scrotum, cutting off blood supply
  - **Surgical method:** Involves removal of testes with a sterile blade; should be done by a trained person

Proper care, hygiene, and, where possible, use of pain management and antiseptics are essential to prevent infection and ensure quick recovery. Timely and correct castration contributes to better flock control and higher economic return.

4. Hoof Care and Trimming

Hoof care is a vital but often neglected aspect of general sheep management. Proper maintenance of hooves ensures sound movement, better grazing ability, and overall health of the animal. Neglected hooves can lead to serious problems, particularly in humid and muddy conditions.

Importance in Preventing Lameness

- Prevents overgrowth and deformation of hooves, which can cause difficulty in walking
- Reduces the incidence of lameness, a major cause of reduced productivity
- Helps in controlling hoof-related diseases such as foot rot and foot scald
- Ensures better grazing efficiency, leading to improved feed intake and growth
- Early detection of cracks, infections, or injuries during trimming

Frequency and Basic Care Practices

- **Frequency:** Hoof trimming should be carried out every 2–3 months, depending on growth rate and environmental conditions
- **Regular Inspection:** Hooves should be checked frequently for overgrowth, cracks, or infection
- **Proper Trimming:** Excess hoof wall should be carefully trimmed using appropriate tools to maintain a normal shape and balance
- **Clean Environment:** Keep housing areas dry and clean to prevent hoof softening and infection
- **Foot Bathing:** Periodic use of disinfectant foot baths (e.g., copper sulphate or formalin solution) helps in preventing infections

Regular hoof care not only prevents lameness but also contributes to better mobility, productivity, and overall well-being of the flock.

5. Identification of Sheep

Proper identification of sheep is an essential component of scientific flock management. It enables farmers to recognize individual animals, monitor their performance, and make informed management decisions.

Methods of Identification

- **Ear Tagging:** Small numbered tags are attached to the ear; it is the **most common and convenient method for quick identification**
- **Tattooing:** Permanent marking inside the ear using special ink and instruments; useful where tags may be lost
- **Marking (Paint/Branding):** Temporary methods such as paint, color marking, or branding are used for short-term identification, especially during grouping or treatment

Importance in Flock Management

- Helps in maintaining accurate records of production, reproduction, and health
- Facilitates selection of superior animals for breeding and culling of unproductive ones
- Essential for disease control and treatment, as affected animals can be easily identified
- Aids in proper feeding and grouping based on age, weight, or physiological status
- Prevents confusion and loss, especially in large flocks or community grazing systems

Effective identification is a simple yet powerful tool that strengthens organized and profitable sheep farming.

6. Record Keeping in Sheep Farming

Record keeping is a fundamental practice in scientific sheep management, yet often overlooked at the farm level. Maintaining simple and accurate records helps farmers to track the performance of individual animals and the overall flock, leading to better planning and higher efficiency.

Types of Records Maintained

- **Production Records:** Information on wool yield, body weight, growth rate, and meat production
- **Breeding Records:** Details of mating, lambing dates, parentage, litter size, and reproductive performance
- **Health Records:** Data on vaccination, deworming, disease occurrence, and treatments given

Role in Decision-Making and Farm Improvement

- Helps in identifying high-performing and low-performing animals for selection or culling
- Assists in improving breeding efficiency by tracking reproductive performance
- Enables timely health management and disease control measures
- Supports efficient feed and resource planning
- Provides a scientific basis for increasing productivity and profitability

Even simple record-keeping practices, when followed regularly, can significantly enhance management efficiency and long-term sustainability of sheep farming.

7. Feeding Management Tools (Use of Chaff Cutter)

Efficient feeding is central to productive sheep farming, and the use of simple tools like a chaff cutter can make a substantial difference. A chaff cutter is used to cut fodder into small, uniform pieces, making it easier for sheep to consume and digest.

Importance of Chaff Cutting for Feed Utilization

- Improves palatability and intake of fodder, especially coarse roughages
- Enhances digestibility, leading to better nutrient absorption
- Ensures uniform mixing of green fodder, dry fodder, and concentrates
- Facilitates feeding of **crop residues** that would otherwise be underutilized

Impact on Reducing Wastage

- Minimizes feed loss during feeding, as animals cannot easily sort or reject chopped fodder
- Reduces trampling and spoilage of long fodder
- Promotes efficient use of available feed resources, lowering feeding costs

- Supports better conversion of feed into meat, wool, and growth

Adoption of chaff cutters is a simple, low-cost intervention that significantly improves feeding efficiency and overall farm profitability.

8. Separation and Flock Management

Efficient flock management involves the proper grouping and separation of animals based on their age, health status, and physiological condition. This practice helps in providing targeted care, feeding, and breeding management, ultimately improving overall productivity.

Separation of Old, Sick, and Breeding Animals

- **Old Animals:** Should be separated to ensure special care or timely culling, as they are less productive
- **Sick Animals:** Immediate isolation is essential to prevent the spread of diseases and to provide proper treatment
- **Breeding Animals:** Rams and ewes should be managed separately to ensure controlled and planned mating

Grouping Based on Age and Physiological Stage

- **Lambs:** Require special attention, nutrition, and protection
- **Growing Sheep:** Need balanced feeding for proper growth and development
- **Pregnant and Lactating Ewes:** Should be grouped separately for better nutrition and care
- **Breeding Rams:** Managed separately to maintain health and breeding efficiency

Benefits of Proper Flock Management

- Ensures efficient feeding and resource utilization
- Reduces competition among animals
- Improves health care and disease control
- Enhances reproductive performance and survival rate of lambs

Systematic separation and grouping of sheep make flock management more organized and contribute to higher productivity and better economic returns.

9. Cleaning and Sanitation Practices

Maintaining proper cleanliness and sanitation is a cornerstone of successful sheep farming. A clean environment not only promotes better health and productivity but also minimizes the risk of disease outbreaks within the flock.

Clean Housing and Surroundings

- Sheep sheds should be kept clean, dry, and well-ventilated to provide a comfortable living environment
- Regular removal of dung, urine, and leftover feed helps in reducing foul odor and microbial load
- Proper drainage should be ensured to avoid water stagnation and dampness, which can lead to diseases
- Periodic disinfection of sheds and equipment helps in controlling pathogens and parasites

Provision of Clean Drinking Water

- Sheep should have access to fresh, clean, and adequate drinking water at all times
- Water troughs must be cleaned regularly to prevent contamination and algal growth
- Clean water supports better digestion, metabolism, and overall health
- Adequate water intake is especially important during hot weather and lactation periods

Good sanitation practices are simple yet highly effective measures that significantly contribute to disease prevention, improved animal performance, and sustainable sheep farming.

10. Common Gaps in Management Practices

Despite the availability of simple and effective management practices, their adoption at the field level often remains incomplete and uneven. Identifying these gaps is essential for improving the overall efficiency and productivity of sheep farming.

Low Adoption of Record Keeping and Identification

- Many farmers do not maintain **systematic records** of production, breeding, and health
- Lack of animal identification (ear tagging, tattooing) leads to difficulty in tracking individual performance
- Absence of records results in poor selection and culling decisions
- Limits the ability to monitor disease history and treatment effectiveness

Need for Awareness and Training

- Limited knowledge about the importance of scientific management practices
- Dependence on traditional methods without understanding their limitations
- Inadequate exposure to modern tools and technologies
- Lack of access to extension services, training programmes, and demonstrations

Way Forward

- Strengthening extension education and farmer training programmes
- Promoting field demonstrations and success stories
- Encouraging adoption of simple, low-cost management practices
- Enhancing linkage between farmers and veterinary/extension agencies

Addressing these gaps through awareness and capacity building can significantly improve the adoption of best practices, leading to higher productivity and better livelihoods for sheep farmers.

11. Conclusion

General management practices form the backbone of successful sheep farming. Simple, routine activities such as timely shearing, proper castration, regular hoof care, identification, record keeping, efficient feeding, and sanitation play a crucial role in maintaining the health and productivity of the flock. These practices do not require heavy investment but demand awareness, consistency, and timely execution. Adopting such simple yet effective management practices can lead to significant improvements in growth rate, reproductive performance, disease control, and overall flock efficiency. In turn, this results in higher productivity, better quality produce, and increased income for farmers. Therefore, strengthening awareness and encouraging farmers to follow scientific management practices will help transform sheep farming into a more profitable, sustainable, and resilient livelihood option.

INNOVATIVE AGRICULTURE
www.innovativeagriculture.in
ISSN : 3048 - 989X

Comprehensive Evaluation of Canine Welfare Through Physiological and Behavioural Indicators

Vipin Kumar Gautam[1], Sneha Gautam[2], Saurabh Banerjee[3]

[1&2]Department of Veterinary Medicine, College of Veterinary Science and A.H., Rewa, Madhya Pradesh, India,

[3]Veterinary Assistant Surgeon at Chhattisgarh Livestock Development Department, Dist.-Korea, Chhattisgarh, India.

Corresponding Author: Vipin Kumar Gautam

Abstract

Dogs (*Canis lupus familiaris*) are highly adaptable domesticated mammals that serve as companions, working animals, and service animals. This chapter explores the intricate aspects of dog physiology, behavior, and welfare. The physiological section delves into the skeletal, muscular, cardiovascular, respiratory, digestive, and nervous systems, highlighting their roles in movement, survival, and sensory perception. The behavior section examines social structures, communication methods, learning processes, and common behavioral challenges, providing insights into effective training and management techniques. Finally, the welfare section addresses the key aspects of nutrition, environmental and emotional well-being, and ethical considerations, including responsible breeding, legal regulations, and animal rights. By understanding these factors, owners, trainers, and policymakers can ensure the well-being and humane treatment of dogs, fostering a healthy coexistence between humans and their canine companions.

Introduction

1. Dog Physiology

Dogs (*Canis lupus familiaris*) are domesticated mammals with complex physiological systems adapted for survival, work, and companionship. Understanding their bodily functions is crucial for proper care and welfare.

1.1. Anatomy and Bodily Systems

Skeletal System: Dogs have around 319 bones, providing support, mobility, and protection. Different breeds exhibit variations in skeletal structure, affecting their agility and endurance.

1.1.1 Structure and Function of the Skeletal System

The skeletal system in dogs serves several essential roles, including providing structural support, facilitating movement, protecting internal organs, and acting as a reservoir for minerals like calcium and phosphorus.

Axial Skeleton: This includes the skull, vertebral column, ribs, and sternum. The skull houses and protects the brain and sensory organs, while the vertebral column provides flexibility and stability. The ribcage encases vital organs such as the heart and lungs.

Appendicular Skeleton: This consists of the limbs and their girdles. The forelimbs are attached to the body via the scapula (shoulder blade), while the hind limbs connect through the pelvis. This structure allows for efficient movement and weight distribution.

Joints and Ligaments: Dogs have various types of joints, including ball-and socket joints (hips and shoulders), hinge joints (elbows and knees), and gliding joints (vertebrae). Ligaments and tendons play a crucial role in stabilizing these joints.

Breed Variations: Different dog breeds have distinct skeletal adaptations. For example, Greyhounds have long, slender bones for speed, while Bulldogs have a more compact and study skeletal frame.

Growth and Development: Puppies are born with softer bones (cartilage), which gradually ossify as they mature. Proper nutrition and exercise during growth phases are vital to prevent skeletal disorders.

Muscular System: Dogs possess well-developed musculature, crucial for movement, posture, and heat production. Sporting and working breeds have more defined muscle mass.

- **Cardiovascular** System: Their heart is adapted for sustained activity, with an average resting heart rate of 60-140 beats per minute, depending on size and breed.
- **Respiratory System**: Dogs regulate body temperature primarily through panting as they have limited sweat glands.
- **Digestive System:** Carnivorous by nature, dogs have a relatively short digestive tract, well-suited for metabolizing proteins and fats efficiently.
- **Nervous System:** Highly developed, particularly in sensory perception, enabling superior olfaction, hearing, and cognitive abilities.

1.2. Sensory Perception

- **Smell:** A dog's olfactory sense is up to 100,000 times more sensitive than humans, aiding in tracking, detection, and communication.
- **Hearing:** Dogs hear frequencies between 40 Hz and 60,000 Hz, much higher than humans, making them responsive to ultrasonic sounds.
- **Vision**: While not as color-rich as human vision, dogs see well in dim light due to a high number of rod cells in their retinas.
- **Touch:** Whiskers (vibrissae) provide tactile feedback, aiding in spatial awareness and navigation.
- **Dog Behaviour:** Understanding canine behavior helps in training, bonding, and preventing behavioral problems.

1.3. Social Structure and Communication

- **Pack Mentality:** Descended from wolves, dogs exhibit social hierarchies and prefer structured environments. Some dogs are more dominant, while others are more submissive, impacting interactions with both humans and other dogs.
- **Body Language:** Dogs communicate through a range of physical cues, including tail wagging (indicating excitement or caution), ear positioning (alertness or submission), posture (confidence or fear), and facial expressions (such as baring teeth in aggression or relaxed eyes in contentment).
- **Vocalization:** Dogs use various sounds to express emotions and intentions. Barking can indicate excitement, alertness, or anxiety, while growling may signal discomfort or warning. Whining is often associated with stress or seeking attention, and howling can be a response to loneliness or external stimuli.
- **Scent Marking:** Dogs use urine marking and glandular secretions to establish territory and convey information to other dogs. This behavior helps them communicate their presence, reproductive status, and hierarchy within a group.

1.4. Learning and Training

- **Conditioning:** Dogs learn through two primary conditioning methods.
- **Classical Conditioning:** Associating a neutral stimulus with a significant event (e.g., hearing a leash jingling signals a walk).
- **Operant Conditioning:** Learning through rewards and consequences (e.g., receiving a treat for sitting reinforces the behavior).
- **Socialization:** Early exposure to diverse environments, people, and animals is critical for developing a well-adjusted, confident dog. Poor socialization can lead to fearfulness or aggression in unfamiliar situations.
- **Instinctive Behaviors:** Dogs retain many natural instincts from their wild ancestors, such as digging, herding, chasing, and guarding. Understanding these instincts can help owners provide appropriate outlets for these behaviors.

- **Common Behavioral Issues and Management:**

Separation Anxiety: Dogs with strong attachments to their owners may experience stress when left alone, leading to destructive behavior, excessive barking, or house soiling. Gradual desensitization and providing enrichment can help manage this issue.

Aggression: Aggression can stem from fear, territorial instincts, or dominance struggles. Identifying triggers and using positive reinforcement training can modify aggressive responses. o **Excessive Barking:** Some dogs bark

excessively due to boredom, alertness, or seeking attention. Addressing underlying causes and reinforcing quiet behavior can mitigate this issue.

Destructive Chewing: Chewing is a natural behavior, but destructive chewing often arises from teething, boredom, or anxiety. Providing appropriate chew toys and ensuring mental stimulation can help.

Leash Reactivity: Some dogs become overly excited or aggressive when on a leash. Proper training and controlled exposure to stimuli can help reduce reactivity.

2. Dog Welfare

Dog welfare encompasses physical health, mental well-being, and appropriate living conditions.

2.1. Nutrition and Health

Balanced Diet: A dog's diet should consist of high-quality proteins, healthy fats, vitamins, minerals, and carbohydrates. Proper nutrition supports growth, energy levels, and overall well-being.

Protein: Essential for muscle maintenance and development. Sources include meat, fish, eggs, and plant-based proteins like lentils.

Fats: Provide energy and support skin and coat health. Healthy fats include fish oil, flaxseed, and animal fats.

Carbohydrates: Although dogs are primarily carnivorous, carbohydrates like rice, sweet potatoes, and vegetables offer fiber and energy.

Vitamins and Minerals: Necessary for metabolic functions, bone strength, and immune health. Essential nutrients include calcium, phosphorus, vitamin A, and B-complex vitamins.

Hydration: Fresh water should always be available, as dehydration can lead to severe health issues.

Common Health Concerns:

- **Obesity:** Overfeeding and lack of exercise can lead to weight-related issues such as diabetes and joint strain.
- **Dental Disease**: Plaque buildup can cause gum infections, leading to systemic health problems.
- **Hip Dysplasia**: A genetic condition common in larger breeds, causing joint pain and mobility issues.
- **Heart Disease:** Often linked to poor diet and lack of exercise.

❖ **Preventative Care:**

- **Regular Veterinary Check-ups**: Ensures early detection of health problems.
- **Vaccinations:** Protects against infectious diseases.
- **Parasite Control**: Prevents fleas, ticks, and worms from causing harm.
- **Exercise:** Regular physical activity maintains cardiovascular health, mental stimulation, and muscle tone.

2.2. Environmental and Emotional Well-being

❖ **Adequate Shelter:** Dogs require clean, dry, and insulated shelter to protect them from extreme temperatures, wind, and rain. Comfortable bedding is essential to prevent joint issues and provide a sense of security.

❖ **Exercise and Enrichment**: Physical activity is crucial for maintaining a dog's health and preventing obesity. Enrichment activities, such as interactive toys, agility courses, and scent games, stimulate their minds and reduce anxiety or destructive behavior.

❖ **Human-Dog Bond**: Regular positive interactions, socialization, and affection strengthen the bond between dogs and their owners. This connection is vital for emotional stability, reducing stress, and preventing behavioral issues.

❖ **Mental Stimulation:** Dogs thrive on mental challenges. Training sessions, puzzle toys, and exposure to new environments or experiences can keep them engaged and prevent boredom.

❖ **Safe and Stress-Free Environment**: Dogs should be provided with a calm and predictable environment. Avoiding loud noises, chaotic surroundings, and stressful situations can improve their overall well-being.

❖ **Social Interaction:** Many dogs are social animals and benefit from interacting with other dogs or humans. Structured playdates, dog parks, and companionship help fulfil their social needs and prevent loneliness or separation anxiety.

❖ **Routine and Stability:** Establishing a consistent routine for feeding, exercise, and rest creates a sense of security and reduces anxiety. Dogs thrive in environments where they understand what to expect.

- **Preventing Neglect and Abuse:** Responsible ownership includes providing proper medical care, regular grooming, and avoiding prolonged confinement, neglect, or harsh training methods. Positive reinforcement techniques should always be used for training.

3.3. Ethical Considerations and Legal Aspects

- **Ethical Responsibilities:** Dog ownership entails ethical obligations, including proper care, humane treatment, and ensuring their overall well-being. Dogs should not be exploited, neglected, or subjected to unnecessary harm.
- **Breeding Ethics:** Responsible breeding practices focus on the health, temperament, and genetic diversity of dogs. Overbreeding and puppy mills contribute to health issues and should be avoided. Animal Welfare Laws: Many countries have legislation protecting dogs from abuse, neglect, and cruelty. Laws typically cover appropriate housing, medical care, and anti-cruelty regulations.
- **Animal Rights and Protection Organizations:** Various organizations advocate for dog welfare, including the prevention of abandonment, dog fighting, and unethical breeding practices.
- **Ownership Regulations:** Many regions have laws regarding licensing, leash laws, microchipping, and vaccination requirements to ensure public safety and responsible pet ownership**.**
- **Euthanasia and End-of-Life Care:** Ethical euthanasia is a complex issue, often considered when a dog is suffering from untreatable illness or severe injury. Humane methods should always be employed under veterinary guidance.
- **Service and Working Dogs:** Dogs used for service, therapy, or law enforcement purposes should be treated with respect, provided proper care, and given time for rest and rehabilitation.

Conclusion

In conclusion, a comprehensive understanding dog physiology, behavior, and welfare is essential for responsible pet ownership for ensuring their health and happiness. The skeletal system, with its variations across breeds, plays a vital role in providing support, movement, and protection, while and nervous systems each contribute to the overall well-being of these domesticated mammals. Canine behavior, rooted in social structures and communication, learning and training, and instinctive behaviors, necessitates a deep understanding for effective training, bonding, and management of behavioral issues. Moreover, dog welfare, encompassing nutrition and health, environmental and emotional well-being, ethical considerations, and legal aspects, requires responsible ownership and adherence to ethical and legal standards to ensure the physical and mental well-being of these beloved companions.

References

Aspinall, V., & Cappello, M. (2015). *Introduction to Veterinary Anatomy and Physiology Textbook* (4th ed.). Elsevier.

Beaver, B. V. (2009). *Canine Behavior: Insights and Answers* (2nd ed.). Saunders.

Fogle, B. (2018). *The Dog's Mind: Understanding Your Dog's Behavior.* Howell Book House.

Grandin, T., & Deesing, M. (2013). *Genetics and the Behavior of Domestic Animals* (2nd ed.). Academic Press.

Houpt, K. A. (2018). *Domestic Animal Behavior for Veterinarians and Animal Scientists* (6th ed.). Wiley-Blackwell.

Overall, K. L. (2013). *Manual of Clinical Behavioral Medicine for Dogs and Cats.* Elsevier.

Rooney, N. J., & Bradshaw, J. W. S. (2014). *Dog Behaviour, Evolution, and Cognition* (2nd ed.). Oxford University Press.

INNOVATIVE AGRICULTURE
www.innovativeagriculture.in
ISSN : 3048 - 989X

Knowledge to Empowerment: Strengthening Rural Livelihoods through Extension Strategies in Goat Farming

Nitu Kujur[1], Harideep Verma[2], Akanksha Singh[3], Amal U K[4], Paritosh Kumar[5]

[1,2,3]Division of Extension Education, ICAR-Indian Veterinary Research Institute, Izatnagar, Bareilly, Uttar Pradesh, 243122, India

[4]Department of Animal Genetics and Breeding, College of Veterinary and Animal Sciences, Pookode, Wayanad, Kerala-673576, India

[5]Joint Directorate of Extension Education, ICAR-Indian Veterinary Research Institute, Izatnagar, Bareilly, Uttar Pradesh, 243122, India

Corresponding Author: Nitu Kujur

Abstract

Goat farming plays a vital role in sustaining rural livelihoods, particularly among small and marginal farmers, due to its low investment requirements, adaptability, and quick economic returns. However, the sector often suffers from low productivity because of traditional management practices and limited access to scientific knowledge. This article highlights the role of extension education in transforming goat farming into a sustainable and profitable enterprise. It discusses strategies such as training, field demonstrations, veterinary services, market linkages, and ICT tools to improve breeding, feeding, and disease management. These interventions enhance income, employment, and social empowerment, especially for women. Despite these gains, challenges like poor infrastructure, limited outreach, and low digital literacy persist. Strengthening inclusive and technology-driven extension systems is essential for improving livelihood security and ensuring sustainable rural development overall through effective policy support and institutional coordination at grassroots levels across regions globally and locally for long-term resilience outcomes.

Keywords: Goat farming, Extension education, Livelihood security, Rural development, ICT, Women empowerment

Introduction

Goat farming has long served as a dependable livelihood option for rural households, particularly for small and marginal farmers who depend on low-cost and resilient agricultural enterprises. Its importance extends beyond simple income generation, as goats are highly adaptable animals capable of thriving in diverse agro-climatic conditions, including arid, semi-arid, and resource-constrained environments where other livestock species often struggle to survive. This adaptability, combined with their low maintenance requirements, makes goats an ideal asset for economically weaker sections of society. However, despite these inherent advantages, the goat farming sector continues to face challenges related to low productivity and limited profitability. A significant factor contributing to this gap is the continued reliance on traditional management practices that are often based on inherited knowledge rather than scientific evidence. Such practices frequently fail to optimise feeding, breeding, and healthcare, resulting in poor growth rates, low reproductive efficiency, and increased susceptibility to diseases. Consequently, farmers are unable to fully realise the economic potential of goat farming. In this context, extension education emerges as a transformative force that bridges the gap between traditional knowledge systems and modern scientific practices. By facilitating the transfer of improved technologies and management strategies, extension services enable farmers to enhance productivity, reduce risks, and improve overall farm efficiency. More importantly, extension education empowers farmers with the knowledge and confidence needed to make informed decisions, thereby contributing to sustainable livelihood development.

Importance of Goat Farming in Rural Livelihoods

Goat farming plays a multifaceted role in strengthening rural livelihoods by contributing to both economic stability and nutritional security. Economically, goats provide a steady and reliable source of income through the sale of milk, meat, manure, and live animals. Unlike crop-based agriculture, which is often seasonal and

vulnerable to climatic uncertainties, goat farming ensures a continuous cash flow throughout the year. This regular income helps rural households meet daily expenses, invest in education and healthcare, and cope with unforeseen financial challenges. In addition to income generation, goat farming significantly enhances household nutrition. Goat milk and meat are rich sources of high-quality protein, vitamins, and minerals, which are essential for maintaining good health, especially among children and women. Thus, goat farming not only supports economic well-being but also contributes to improved nutritional outcomes. Furthermore, goat farming creates employment opportunities across different segments of the rural population. Women, in particular, play a central role in managing goats, including feeding, cleaning, and healthcare activities. This involvement provides them with opportunities for income generation and strengthens their participation in household decision-making. Similarly, rural youth can engage in goat farming as a viable enterprise, reducing the need for migration to urban areas. The resilience of goats under harsh environmental conditions further enhances their importance as a livelihood asset. Their ability to survive on limited resources and adapt to changing climatic conditions makes them a reliable option in drought-prone and resource-poor regions, thereby reducing vulnerability and enhancing livelihood security.

Role of Extension Education in Goat Farming

Extension education serves as a critical link between scientific research and field-level application. It ensures that innovations developed in research institutions are effectively translated into practical solutions that farmers can adopt in their day-to-day activities. This transfer of knowledge is not merely a one-way process; rather, it involves continuous interaction, feedback, and adaptation based on local conditions. Through participatory approaches, extension education encourages farmers to actively engage in the learning process. This involvement helps them better understand the relevance of scientific practices and adapt them according to their specific needs and resources. As farmers gain exposure to improved technologies and practices, they develop greater confidence in their ability to manage their enterprises effectively. Moreover, extension education enhances farmers' decision-making capacity by providing timely and relevant information. Whether it is selecting suitable breeds, managing feed resources, or adopting preventive healthcare measures, informed decision-making leads to improved productivity and profitability. In this way, extension education acts not only as a source of knowledge but also as a catalyst for empowerment and sustainable development.

Training and Capacity Building

Training and capacity building form the foundation of effective extension interventions in goat farming. Structured training programs are designed to equip farmers with the necessary knowledge and skills related to scientific goat management practices. These programs typically focus on key aspects such as improved breeding techniques, balanced feeding, housing management, and disease prevention. Hands-on training plays a particularly important role in enhancing learning outcomes. When farmers are exposed to practical demonstrations and real-life scenarios, they are better able to understand and apply the concepts in their own farms. This experiential learning approach not only improves technical competence but also builds confidence among farmers. Capacity building extends beyond technical knowledge to include the development of managerial and entrepreneurial skills. Farmers learn how to plan their activities, manage resources efficiently, and respond to challenges effectively. This holistic development enables them to transform goat farming from a subsistence activity into a sustainable and profitable enterprise.

Demonstrations and Field Learning

While training provides theoretical understanding, field demonstrations bring knowledge into a practical perspective. Demonstrations allow farmers to observe the performance of improved practices under real-life conditions, making the benefits more visible and convincing. This approach reduces scepticism and encourages farmers to adopt new technologies with greater confidence. Field learning also promotes peer-to-peer interaction, where farmers learn from each other's experiences. Progressive farmers who successfully adopt improved practices often serve as role models, influencing others within the community. This process of social learning accelerates the dissemination of innovations and strengthens community-based knowledge systems.

Moreover, demonstrations help bridge the gap between research and practice by showcasing the practical applicability of scientific recommendations. As a result, farmers are more likely to trust and implement these practices, leading to improved productivity and efficiency.

Veterinary and Health Services

The health status of goats is a crucial determinant of their productivity and economic value. Access to timely and effective veterinary services is therefore essential for maintaining herd health and preventing disease outbreaks. Extension systems play a vital role in ensuring that farmers have access to these services. Preventive healthcare measures such as vaccination and deworming are particularly important in reducing mortality rates and improving overall herd performance. Regular health check-ups and early diagnosis of diseases further enhance the effectiveness of these interventions. By promoting good animal health practices, extension services help farmers minimise losses and maximise returns. Improved veterinary support not only enhances productivity but also contributes to the overall sustainability of goat farming systems. Healthy animals are more productive, require fewer inputs, and are less vulnerable to environmental stresses, thereby strengthening livelihood security.

Market Linkages and Economic Support

The success of goat farming as an enterprise depends not only on production but also on effective marketing. Without access to reliable markets, farmers may struggle to obtain fair prices for their products. Extension services address this challenge by providing information on market trends, pricing, and demand patterns. Collective action through self-help groups and farmer producer organizations plays a significant role in improving market access. By working together, farmers can pool their resources, reduce transaction costs, and strengthen their bargaining power. This collective approach enables them to secure better prices and reduce exploitation by intermediaries. In addition to market access, extension services also facilitate access to credit and financial support. Availability of financial resources enables farmers to invest in improved inputs, expand their operations, and adopt new technologies. Thus, the integration of production, marketing, and financial support creates a comprehensive framework for enhancing the profitability of goat farming.

Use of ICT in Extension Services

The rapid advancement of information and communication technologies has significantly transformed the delivery of extension services. Mobile phones, internet-based platforms, and social media have emerged as powerful tools for disseminating information quickly and efficiently. Through digital platforms, farmers can access real-time information on weather conditions, market prices, and best management practices. This timely information enables them to make informed decisions and respond effectively to changing conditions. ICT tools also facilitate interactive learning by allowing farmers to connect with experts and other farmers, thereby enhancing knowledge exchange. The use of digital technologies has expanded the reach of extension services, particularly in remote and underserved areas. However, efforts are needed to improve digital literacy among farmers to fully utilize the potential of these tools. As digital adoption continues to grow, ICT is expected to play an increasingly important role in strengthening extension systems.

Impact on Livelihood and Empowerment

The combined impact of extension interventions is reflected in the improved livelihoods and empowerment of rural households. Increased productivity and income enhance financial stability, enabling families to invest in education, healthcare, and other essential needs. Socially, extension programs encourage farmers to participate in community organizations, fostering a sense of collective identity and cooperation. This participation enhances their confidence, leadership skills, and social status. Women, in particular, benefit significantly from goat farming and extension support. As they gain access to knowledge, resources, and income-generating opportunities, their role within the household and community becomes more prominent. This leads to greater involvement in decision-making processes and contributes to gender empowerment.

Challenges in Extension Delivery

Despite the positive outcomes, several challenges hinder the effectiveness of extension services. Limited infrastructure and inadequate veterinary facilities restrict service delivery in remote areas. The shortage of trained extension personnel further limits outreach and support. Resistance to change among farmers and lack of awareness about improved practices also slow down adoption rates. Additionally, the digital divide poses a

significant challenge to the effective use of ICT tools, as many farmers lack access to technology or the skills required to use it. Addressing these challenges requires coordinated efforts from government agencies, research institutions, and development organizations. Strengthening infrastructure, enhancing capacity building, and promoting inclusive approaches are essential for improving extension effectiveness.

Conclusion

Goat farming holds immense potential for improving rural livelihoods, but its success depends largely on access to knowledge, resources, and institutional support. Extension education plays a transformative role by equipping farmers with the skills, confidence, and information needed to adopt improved practices. By strengthening extension systems, promoting participatory approaches, and integrating modern technologies, goat farming can be transformed into a sustainable and profitable enterprise. Ultimately, empowering farmers through knowledge leads to resilient livelihoods, reduced poverty, and inclusive rural development.

References

Food and Agriculture Organization (2021). *Small Ruminant Production Systems and Livelihoods*. FAO, Rome.

Devendra, C. (2020). Goats and rural livelihoods: Enhancing multifunctional roles. *Small Ruminant Research*, 187, 106123.

Kumar, A., et al. (2022). Livestock sector and rural livelihood security. *Agricultural Economics Research Review*, 35(1), 15–28.

Meena, H. R., et al. (2021). Impact of extension services on livestock farmers. *Indian Journal of Extension Education*, 57(2), 45–50.

Singh, P., et al. (2023). ICT tools in livestock extension services. *Journal of Agricultural Extension*, 27(1), 89–97.

Chauhan, A., et al. (2024). Climate-resilient livestock practices and extension strategies. *Indian Journal of Animal Sciences*, 94(2), 120–126.

INNOVATIVE AGRICULTURE
www.innovativeagriculture.in
ISSN : 3048 - 989X

National Action Plan for Dog Mediated Rabies Elimination from India

Vipin Kumar Gautam[1], Sneha Gautam[2], Saurabh Banerjee[3]

[1&2]Department of Veterinary Medicine, College of Veterinary Science and A.H., Rewa, Madhya Pradesh, India,

[3]Veterinary Assistant Surgeon at Chhattisgarh Livestock Development Department, Dist.-Korea, Chhattisgarh, India.

Corresponding Author: Vipin Kumar Gautam

Abstract

Rabies remains a major public health concern in India, accounting for nearly one third of the global burden of rabies deaths, predominantly transmitted through dog bites. Despite being a 100% fatal disease once clinical symptoms appear; rabies is entirely preventable through timely post-exposure prophylaxis and effective vaccination strategies. To address this challenge, the Government of India launched the National Action Plan for Dog-Mediated Rabies Elimination (NAPRE) with the goal of achieving "Zero human deaths due to dog-mediated rabies by 2030." The plan adopts a comprehensive One Health approach, integrating human, animal, and environmental health sectors. It emphasizes key pillars such as prevention through improved access to post-exposure prophylaxis, promotion through awareness and education, and partnership through multi-sectoral collaboration. The strategy includes strengthening surveillance systems, achieving at least 70% vaccination coverage in dogs, enhancing healthcare infrastructure, and promoting responsible dog ownership. This coordinated and multidisciplinary framework aims to significantly reduce rabies incidence and ultimately eliminate dog-mediated human rabies in India.

Introduction

Rabies is one of the oldest and most terrifying zoonotic diseases that cause progressive and fatal inflammation of the brain and spinal cord. Rabies kills tens of thousands of people each year. Of these cases, approximately 99% are acquired from the bite of an infected dog. It is endemic in more than 150 countries and two continents in the World - Asia and Africa are mostly vulnerable to this deadly disease. As per the WHO estimates, globally, there are 59,000 human deaths due to dog-mediated rabies in poorest and vulnerable communities. India contributes to one third of the global death and rabies continues a major public health problem in India killing an estimated 20,000 people annually. About 60 % of the victims are children younger than 15 years in India. Rabies is widespread throughout the country except Andaman and Nicobar, and Lakshadweep Islands. Although always fatal, but it is completely preventable by timely 49 and appropriate post-bite treatment. It is reported that around 90% of deaths occurs in Asia and Africa due to lack of awareness. The children of our country often play with dogs without knowing the vaccination status of the animal. Most of the time, it is noticed that children conceal the dog bites to their parents for fear of being scolded. Mostly, children between 5 to 15 years are more susceptible to dog bite and rabies because of their playful nature. Sometimes children attacked by dogs are not aware of the bite and scratch, and parents often ignore the attack due to lack of awareness.

In 2015, the world called for action by setting a goal of "Zero human deaths due to dog-mediated rabies by 2030", worldwide. Subsequently, four organizations – the World Health Organization (WHO), the World Organization for Animal Health (OIE), the Food and Agriculture Organization of the United Nations (FAO), and the Global Alliance for Rabies Control (GARC) – have joined forces, as the United Against Rabies collaboration, and determined to reach the global target of "Zero human deaths due to dog-mediated Rabies by 2030". Countries like Western Europe, Canada, the US, Mexico, Japan & Latin America have already eliminated dog-mediated Rabies through successful canine rabies vaccination and one health approach. The Government of India after wide consultation with all the stake holders conceptualized the "National Action Plan for dog mediated Rabies Elimination from India by 2030" (NAPRE) in the year 2018.

The NAPRE has identified three key principles for rabies elimination, i.e. "Prevention" by the introduction of cost-effective public health interventions to improve accessibility, affordability, and availability of postexposure prophylaxis in the community. "Promotion" to improve understanding of Rabies through advocacy, awareness, education, and operational research. "Partnership" by providing coordinated support for the anti-rabies drive with the involvement of community, urban and rural civil society, government, private sectors, and international partners.

Transmission of Rabies

Rabies is a disease of mammals including dogs, wolves, foxes, jackals, cats, bobcats, lions, mongooses, bats, monkeys, humans, etc. Dog bites are an important way of transmission for rabies in humans and other pet animals. Besides, the rabies virus is also found in wild and domestic animals. The rabid animals through bite transmit rabies to other animals and to humans through their saliva. Moreover, the virus is also spread through infected saliva in bites, scratches and licks from infected animals in open wounds or on mucosal membranes (WHO, 2017). The virus is then spread from the bite wound site to the peripheral nervous system where it produces clinical symptoms with destruction of the nervous tissue. Once the clinical symptoms appear, rabies is virtually 100% fatal. Monkeys are also susceptible to rabies, and their bites to humans and animals warrants post-bite prophylaxis and treatment for control of rabies.

Symptoms of Rabies

The incubation period of rabies in dogs is 3-8 weeks. When a dog gets rabies, neurological signs such as aggressiveness, increased risk of biting people, unprovoked attacks, restlessness and excessive salivation are some of the signs of rabies in dogs. Hydrophobia, headache and behavioural changes and wound that itches or is painful are some examples of signs of rabies in humans as well as other animals (WHO). Rabies signs in animals are similar, with a change in behaviour (either an aggressive or wild animal becoming tame and calm, or a calm animal becoming aggressive), paralysis or partial paralysis in many cases, abnormal vocalization (dogs barking strangely), animals attacking inanimate objects (like biting rocks or trees), hydrophobia and foaming at the mouth, among others. However, rabies in animals is even more difficult to diagnose without laboratory testing as the signs can vary so much in different cases. In case of human, after rabid dog bite, the onset of symptoms can take few weeks to over a year, with an average time being 1 to 12 weeks in people. The time taken depends on how long it takes the virus to travel from the wound site to the brain, which is when symptoms begin. This is based on several factors, including where the infection occurred (distance from brain), how much of the virus entered the body, and the size of the infected individual.

Rabies affects brain stem function, causing hydrophobia (fear of water), aerophobia (fear of breeze), and/ or photophobia (fear of light), and finally resulting in respiratory paralysis and death. 80% of human Rabies manifests as furious types and the remaining 20% manifests as paralytic or dumb type. The furious Rabies manifests as hyperactivity (anxiety, agitation, running, biting, bizarre behaviour alternating with periods of calm) which may occur spontaneously or may be precipitated by tactile or auditory, visual or other stimuli. The most characteristic symptom is the spasm of the pharyngeal muscles often triggered by an attempt to drink water (hydrophobia), or by blowing air on the patient's face (aerophobia). Spasmodic contractions of the muscles may spread to the respiratory and other muscles leading to attacks of apnoea.

Prevention and control of Rabies

After getting bitten by a dog, it is of utmost importance to know which first aid measures to be adopted to minimise the chances of getting infected with rabies. The first aid measures are to clean the site of bite/ scratch with soap and water. The bitten animal or humans should immediately be vaccinated against rabies available in nearest Government hospitals (WHO). To mention the same schematically, if dog bites→ wash with soap and water for 10 minutes→ go to health centre→ take post bite treatment (Care of wound +Post exposure prophylaxis).

Awareness of simple preventive measures, such as washing bite wounds with soap and water can be an important factor in preventing rabies deaths in humans and other animals. We can prevent rabies in dogs by vaccinating the dogs. Pre-exposure vaccination is advised to high-risk groups like laboratory staff, clinicians, dog owners handling dogs and wild animal to protect them from rabies.

Like India, other countries have been vaccinating their stray dogs to reduce the incidence of rabies in their countries. It has been seen that vaccination goals do not succeed because of a lack of awareness of the importance of dog vaccination among dog owners, lack of vaccine, as well as because of the cost of the vaccine for the dog owners. It is possible to prevent a person exposed to the virus from getting ill to rabies by neutralizing virus with antibodies before the virus invades the nervous tissue. This is done through vaccination and/or use of immunoglobulins. It is always wise to take post exposure vaccination in case of a dog bite to prevent rabies. If one has not been vaccinated against rabies in the past, he/she needs 4 doses of rabies vaccine over 2 weeks (given on days 0, 3, 7, and 14). One should also get another medication called rabies immunoglobulin on the day he/she receives the first dose of rabies vaccine or soon afterwards. If one has received rabies vaccination in the past, he/she typically needs only 2 doses of rabies vaccine after an exposure. A large population of stray dogs in a community is always considered to be a risk of zoonotic diseases such as rabies. The following measures may be adopted to reduce the occurrence of rabies in a community:

- Sterilization is used in the urban areas in India to prevent unwanted puppies from being.
- The lack of community awareness about the disease is a major hurdle in fighting rabies. So, educating and vaccinating the dogs are the two important pillars in elimination of rabies as envisaged by the global authorities like the OIE and WHO and Global Alliance for rabies Control (GARC).
- Community participation is one of the major components of any successful public health programme. Prophylactic anti-rabies vaccination of dogs and cats would be performed at the level of Veterinary hospitals.
- Periodic symposium and seminars on "Rabies" should be organized at different veterinary district offices to aware the public and dog lovers.
- Pharmaceutical houses may also be involved to promote the cause of rabies eradication in the country.
- Responsible dog ownership is to be promoted as a key stone to reduce the population of stray dogs and also to reduce the number of human cases of dog bites.
- Education programmes should be organized in schools to aware the young children about the dreadfulness of rabies. They should be trained on behaviour of stray dogs and body language (such as angry, suspicious, friendly) to prevent them from getting bitten from dogs.
- The World Rabies Day on 28th September, may be commemorated with the State Veterinary Associations, Animal Resources Development Departments, Health Departments, Wildlife Departments, NGOs, Civil Societies, etc., to educate the public about the disease.
- Since rabies is a highly fatal and dreadful disease, in case of bite of any animal especially rabid dog should be promptly referred to doctors, veterinarians, clinicians for post-bite vaccination in order to save life.
- One should not neglect the dog bite by accepting advice of non-professional persons. The rabid dog bite may be fatal.

Conclusion

The National Action Plan for Dog-Mediated Rabies Elimination represents a landmark initiative in India's public health strategy, targeting the eradication of a disease. Successful implementation of NAPRE requires sustained commitment, strong inter-sectoral coordination, and active community participation. Mass dog vaccination, timely post-exposure treatment, public awareness, and robust surveillance systems are critical components for achieving the 2030 target. Challenges such as inadequate awareness, stray dog population management, and healthcare accessibility must be addressed through policy support and grassroots-level interventions. By adopting the One Health approach and fostering collaboration among stakeholders, India has the potential to eliminate dog-mediated rabies and set a global example in zoonotic disease control. Ultimately, the success of this initiative will depend on collective responsibility, scientific strategies, and consistent implementation at all levels.

References

Food and Agriculture Organization, World Organisation for Animal Health & Global Alliance for Rabies Control (2020). *United Against Rabies Global Strategic Plan.*

Government of India (2021). National Action Plan for *Dog-Mediated Rabies Elimination (NAPRE).* Press Information Bureau.

Indian Journal of Community Medicine (2023). *National Action Plan for Dog Mediated Rabies Elimination:* A One Health Approach.
National Centre for Disease Control (NCDC) (2021). *National Rabies Control Programme – NAPRE Guidelines.*
World Health Organization (2021). *Adopt One Health: India launches National Action Plan for Dog-Mediated Rabies Elimination by 2030.*

INNOVATIVE AGRICULTURE
www.innovativeagriculture.in
ISSN : 3048 - 989X

Nutritional Evaluation of Pet Foods and Feeding Management in Dogs

Vipin Kumar Gautam[1], Sneha Gautam[2], Saurabh Banerjee[3]

[1&2]Department of Veterinary Medicine, College of Veterinary Science and A.H., Rewa, Madhya Pradesh, India,

[3]Veterinary Assistant Surgeon at Chhattisgarh Livestock Development Department, Dist.-Korea, Chhattisgarh, India.

Corresponding Author: Vipin Kumar Gautam

Abstract

Scientific feeding management of dogs plays a crucial role in ensuring optimal health, productivity, and longevity of companion animals. With the increasing population of pet dogs, it is essential to adopt nutritionally balanced and scientifically formulated feeding practices rather than relying solely on traditional or unverified feeding methods. This article highlights the importance of balanced nutrition and discusses various types of pet foods, including raw, canned, semi-moist, dry, and freeze-dried products, each differing in moisture content, processing, and storage requirements. The study emphasizes the role of key nutrients such as proteins, fats, carbohydrates, fiber, minerals, and antioxidants in maintaining physiological functions, growth, reproduction, and overall well-being of dogs. It also addresses the significance of ingredient quality, processing techniques like extrusion, and the impact of improper feeding on health conditions such as obesity, malnutrition, and digestive disorders. Furthermore, the advantages of feeding well-balanced diets in improving immunity, digestion, muscle development, and skin health are outlined. Overall, scientific feeding management ensures that dietary requirements are met efficiently, supporting better health outcomes and enhancing the quality of life of dogs. The adoption of evidence-based feeding strategies is therefore essential for sustainable and responsible pet care.

Introduction

Pet animals play an important role in our lives, providing a positive impact on both the emotional and physical health of people with whom they have contact, as well as strengthening the communities in which we live. To enhance the good health of the pet at economic price, the feed should be affordable, culturally acceptable and must effectively satisfy the needs for good health and well-being of the pets. Some people argue, dogs have thrived on leftovers and scraps from their human owners for thousands of years, and commercial dog foods contain poor-quality meat, additives, and other ingredients dogs should not ingest, or that commercial dog food is not nutritionally sufficient for their dogs.

Meal-type animal foods generally have a very high nutritional and caloric value, providing a complete and balanced diet for the animal and excellent storage characteristics, thus permitting the use of relatively inexpensive packaging techniques. In general product stabilization against microbiological spoilage is achieved in commercial pet food by maintaining the moisture content below the critical level for vegetative growth of such organisms as yeasts, molds, and bacteria. Various types of pet foods are listed in table 1.

Canned-type animal foods, on the other hand, are generally received very favorably by animals, apparently duein part to their meat-like texture, consistency and aroma.However, the elevated moisture content of such products necessitates thermal processing in sealed containers to obtain a commercially sterile product. Furthermore, once such a can is opened, it must be quickly consumed since the product is quite conducive to supporting microbiological growth and hence will deteriorate very rapidly unless stored under refrigeration.

Table 1: Types of Pet food

Type	Description	Example
Raw pet food	• Pet food that has not undergone any heat or preservation treatment (refer to definition) • Prepared with or without added ingredients	• Raw meat mice or chunks • Raw offal • Raw chicken neck • Pelletized raw meat • Raw meat patties
Canned pet food	• Retorted or aseptically processed (low-acid)	• Canned Dog Food • Cat food in pouches
Heat treated refrigerated (wet)	• Pasteurised • Stored chilled or frozen	• Chilled dog rolls
Semi-moist pet food and treats	• Heat treated • Additional hurdle (s) is usually applied (e.g. aw control,pH control,use of preservative) • Typically has a moisture content 25 to 35 % or aw of 0.60 to 0.80	• Shelf-stable dog rolls • Shelf-stable semi-moist meat and vegetable chunks • Soft jerky
Dry pet food (kibbles) and treats	• Extruded, dried and baked • Shelf-stable at ambient conditions • Typically has a moisture content of <10% or aw of 0.25 to 0.50	• Dog biscuits • kibble
Freeze-dried pet food	• May or may not be heat treated prior to freeze-drying • Shelf-stable at ambient conditions	• Freeze-dried meat chunks

Nutritional Criteria of Ingredients for Pet Food Preparation

When the right quality ingredients are mixed in selective proportion, the desired endproduct can be achieved with expected and enhanced quality parameters. The nutritive value of the feed ingredients can be improved by technologies like extrusion cooking, etc. Thus, for preparing a good quality pet food all nutrients should be mixed in right proportion for better health of the pet animals.

A. Protein

Protein is an essential component of dog diet, providing amino acids for the physiological states of maintenance, growth, lactation and gestation. Since dogs are carnivores, by-product meals, meat and poultry meals, and meat-and-bone meal are commonly used as protein source in pet food formulations. Most dry pet food contains a large amount of cereal grain such as corn gluten meal/soybean meal, which increases the protein content without expensive animal source.

B. Fat

The fat used in pet food comes from different sources of plant and animals. In general, vegetable fat from soybean, flaxseed and sun flower and animal fat from chicken, fish and mutton are used in pet food formulations. Fat acts as energy supplement and also enhances the palatability. However, during extrusion of pet food and subsequent storage the fat is susceptible to oxidation resulting in poor palatability.

Sources of fat

Many common fats and oils can be utilized effectively by dogs and cats. Some common forms of fats used commercially are lard, tallow, poultry fat, cottonseed oil, and hydrogenated vegetable oils. Highly

unsaturated fats such as fish oil may produce a relative dietary Vitamin E deficiency if fed in high concentrations. Hydrogenated coconut oil is poorly digested and can lead to hepatic lipidosis in cats. Neither of these oils are commonly used in commercial diets. The fats that are found in commercial dog foods are around 90% digestible and just slightly less in cat foods.

Essential fatty acids

Essential fatty acids are the fatty acids present in fats that are required by the body. The three most important are linoleic, alpha-linolenic, and arachidonic acid. In dogs, arachidonic acid can be synthesized from linoleic acid. Cats, however, can not synthesize arachidonic and need it in their diet along with linoleic acid and alpha linolenic. Essential fatty acids should constitute at least 2% of the daily caloric intake to prevent deficiencies.

Fat deficiencies and excesses

An essential fatty acid deficiency may result in impaired reproductive efficiency. In addition, a deficiency of essential fatty acids can impair wound healing, dry dull coat and scaly skin, and cause an increase in skin infection and pyoderma. Puppies and kittens that are not fed adequate amounts of fat can have developmental problems and growth deformities. The most prevalent problem related to fat is over consumption and obesity. Feeding a special diet low in fat and high in fiber is commonly done to help with weight loss.

C. Carbohydrate

Soluble carbohydrates provide an affordable source of calories and play an important role in the composition of most commercial pet foods. While dogs have not evolved to eat large quantities of carbohydrates, when properly prepared, they appear to be well tolerated by most animals. Some animals have intolerance to carbohydrates and need to be supplemented with natural enzymes or fed a reduced carbohydrate diet. Once considered filler by the pet food industry cereal and grain products now replace a considerable proportion of the meat that was used in the first commercial pet foods.

D. Fiber

Fiber is found in a variety of sources, but in dog foods, it comes primarily from the cell walls of plants and grains present in the food. Almost all carbohydrate sources will contain some fiber. Some of the most common sources of fiber in dog food include rice hulls, soybean hulls, beet pulp, bran, peanut hulls, and pectin. Fiber is not considered an essential nutrient in the diets of cats and dogs, but it is present in almost every commercial pet diet..

Rate of fermentation

When people think about fiber, they are often concerned with the quantity of fiber present; however, the rate of fermentation is actually more important. The rate offer mentation of the fiber will actually dictate how beneficial it is for the given medical condition being treated. The rate of fermentation of a fiber determines its effect on the water holding capacity and the overall bulk of the stool. Slowly fermented fibers are the most effective stool bulking agents because they maintain their structure longer and hold..

Role of fiber in weight management

One of the most common uses of fiber in dog foods is in the dietary management of obesity. The addition of extra fiber in the diet may be useful in reducing andpreventing obesity. The fiber that is added to specialized weight loss diets helps to increase bulk and promote a feeling of satiety (fullness) without adding calories. The dog eats a satisfying meal, but consumes fewer calories and thus loses weight.

E. Mineral supplementation in pet food

Minerals are essential nutrients needed by the body, and though they are present in natural food ingredients, supplementation of dog foods is usually required to meet the mineral requirements for various physiological functions of the pet animals.

F. Antioxidant in pet foods

Antioxidants are substances that help to keep fats and fat-soluble ingredients (including vitamins A and E) from becomingoxidized. Canned foods are protected because they are airtight, but dry foods need to have

antioxidants added to preserve them. The most common artificial antioxidants used in the pet food industry are ethoxyquin, butylated hydroxyl toluene (BHT), and butylated hydroxyl anisole (BHA). Commonly used natural antioxidants include tocopherols (vitamin E), ascorbic acid (vitamin C), citric acid, and rosemary.

Advantages of Feeding Well Balanced Pet Food

The proper balance of nutrients is essential when feeding your dog. Animals (and humans) need a certain combination of protein, carbohydrates, fats, vitamins, minerals and water every day in order to function normally. There are foods designed for specific stages of life (such as for puppies or geriatric dogs), while some provide hypoallergenic nutrition and other formulations are developed to control specific health conditions like heart disease, kidney disease, etc. Without adequate nutrition, your dog would not be able to maintain muscle tone, build and repair muscles, teeth, and bone, perform normal daily activities with ease or fight-off infection.

1. **Muscle Tone and Body Condition**

Every single cell in the body is made up of protein. It is integral in building skin, hair, muscles, organs and other tissues. Protein is necessary to repair damaged cells and make new ones. Protein is especially important for young, growing and pregnant animals.

2. **Skin and Hair Coat Health**

Foods with adequate omega-3 fatty acids have an anti-inflammatory effect to reduce itching and other irritations caused by allergies or environmental conditions (like low humidity levels in the winter).

3. **Digestion**

Carbohydrates provide fiber that helps aid digestion and elimination. Dog foods are formulated so that the needed nutrients are readily available to your dog's digestive system and thus easily absorbed by the body. Digestibility is important so your dog can use all the nutrients in his food and easily rid his body of waste products.

4. **Immunity and Prevention of Disease**

The vitamins and minerals found in every bag of dog food work together to keep your dog's immune system and metabolism functioning normal. Vitamins reduce the damage to body cells on a daily basis. Minerals promote the normal function of the cells that maintain health. Vitamins and minerals come from both plant and animal sources in the diet. Without adequate levels of vitamins and minerals, your pet would eventually become ill.

Conclusion

Dogs are invaluable companions that significantly enhance the quality of human life across all age groups and social settings. Their contributions extend beyond companionship to promoting emotional stability, physical health, and social well-being. Whether supporting children's development, alleviating loneliness, strengthening family bonds, or contributing to community engagement, dogs play a multifaceted and indispensable role in society. Scientific evidence highlights their positive impact on mental health, cardiovascular health, and overall lifestyle. However, to sustain these benefits, responsible ownership, proper nutrition, and healthcare of dogs are essential. Ensuring the well-being of dogs ultimately contributes to healthier individuals and a more cohesive society.

References

American Heart Association (2024). *5 Ways Pets Help With Stress and Mental Health.* Available at: https://www.heart.org

Anderson, R. S., et al. (1984). *Pet Food Formulation and Nutritional Evaluation. Journal of Animal Science.*

Case, L. P., Daristotle, L., Hayek, M. G., & Raasch, M. F. (2011). *Canine and Feline Nutrition: A Resource for Companion Animal Professionals*. Mosby Elsevier.

Cleveland Clinic (2022). *How Dogs Can Help with Your Mental Health*. Available at: https://newsroom.clevelandclinic.org

National Research Council (2006). *Nutrient Requirements of Dogs and Cats.* National Academies Press, Washington, DC.

INNOVATIVE AGRICULTURE
www.innovativeagriculture.in
ISSN : 3048 - 989X

HIDDEN HUNGER TO HEALTHY FUTURE: ROLE OF RICE FORTIFICATION

[1]Abheeti, [2]Dr. Babita Kumar, [3]Priyanka Gupta

[1]Research Scholar, Punjab Agricultural University, Ludhiana
[2]Professor, Punjab Agricultural University, Ludhiana
[3]Student, Punjab Agricultural University, Ludhiana
Corresponding Author: Abheeti

Abstract

Micronutrient deficiencies, commonly referred to as "hidden hunger," continue to pose a serious public health challenge across the world, particularly in developing countries where diets are heavily dependent on staple foods such as rice. Although rice is widely consumed and serves as a primary source of energy, it lacks essential vitamins and minerals due to processing losses during milling and polishing. Rice fortification has emerged as an effective, scalable, and economically viable strategy to improve the nutritional quality of rice. This article presents a comprehensive overview of rice fortification, including its meaning, need, techniques, process, benefits, government initiatives, challenges, and future prospects.

Keywords: Rice Fortification, Micronutrient Deficiency, Hidden Hunger, Nutritional Security, Public Health

Introduction

Rice occupies a central place in the dietary patterns of a large proportion of the global population and is particularly important in countries like India, where it is consumed on a daily basis across diverse socio-economic groups. It plays a crucial role in ensuring food security by providing a reliable and affordable source of calories. However, despite its importance as a staple food, rice has inherent nutritional limitations, especially after undergoing milling and polishing processes. These processes remove the outer bran and germ layers of the grain, which contain essential vitamins and minerals, thereby significantly reducing its nutritional value (Rerkasem, 2020).

The growing dependence on polished white rice has contributed to widespread micronutrient deficiencies, particularly among vulnerable populations such as children, women, and low-income households. Deficiencies of iron, folic acid, vitamin B12, and zinc are commonly observed and are associated with serious health consequences such as anemia, impaired cognitive development, weakened immune systems, and increased risk of maternal and child mortality (Muthayya et al., 2012).

In recent years, there has been increasing recognition of the need to move beyond calorie sufficiency towards nutritional adequacy. In this context, rice fortification has emerged as a promising and practical intervention. By enriching rice with essential micronutrients, it becomes possible to enhance its nutritional value without altering its taste, texture, or cooking practices. This makes rice fortification a highly acceptable and scalable solution that can be integrated into existing food systems and public distribution mechanisms.

What is Rice Fortification?

Rice fortification refers to the deliberate addition of essential vitamins and minerals to rice in order to improve its nutritional quality and address micronutrient deficiencies. The nutrients commonly added include iron, folic acid, vitamin B12, vitamin A, and zinc, all of which play vital roles in maintaining human health and preventing deficiency-related disorders (De Pee, 2014).

The fortification process is generally carried out through a two-step approach. The first step involves the production of fortified rice kernels (FRK), which are prepared by mixing rice flour with micronutrients and shaping them into grain-like structures. The second step involves blending these fortified kernels with regular rice in a predetermined ratio, ensuring uniform distribution of nutrients.

An important feature of rice fortification is that it does not require any change in consumer behaviour. Since fortified rice closely resembles conventional rice in appearance, taste, and cooking properties, it can be seamlessly

integrated into daily diets. This makes it a highly effective public health strategy compared to other interventions such as supplementation, which depend on individual compliance.

Need and Importance of Rice Fortification

The importance of rice fortification becomes evident in the context of persistent nutritional challenges and dietary patterns. A significant proportion of the population suffers from micronutrient deficiencies despite adequate calorie intake, a condition known as hidden hunger, which has long-term effects on health and productivity. Additionally, milling and polishing remove a large share of essential nutrients from rice, making it nutritionally inadequate for regular consumption.

Rice fortification helps restore these lost nutrients and enhances its overall nutritional value. Micronutrient deficiencies are associated with serious health concerns such as anemia, birth defects, and impaired cognitive development, particularly among women and children. By improving the nutritional quality of a staple food, fortification supports both food and nutritional security. It also promotes social equity by ensuring access to essential nutrients for vulnerable populations through public systems. Furthermore, rice fortification aligns with broader development goals, including improved health outcomes and reduced inequalities.

Techniques of Rice Fortification

Rice fortification involves a range of techniques that can be broadly classified into pre-harvest and post-harvest methods.

Pre-Harvest Techniques

- **Agronomic Biofortification:** This method focuses on improving soil nutrient content and using micronutrient-rich fertilizers to enhance nutrient uptake by rice plants. It is a practical approach that can be implemented within existing agricultural practices to improve the nutritional quality of crops.
- **Biofortification through Plant Breeding:** This technique involves developing rice varieties with higher inherent nutrient content through breeding programs. It offers a sustainable and long-term solution, as the nutritional improvement is built into the crop itself.
- **Nanotechnology-based Fortification:** This emerging approach utilizes nanoparticles to encapsulate nutrients, improving their stability and absorption in the human body. It represents an innovative advancement in fortification technology, although its large-scale application is still evolving.

Post-Harvest Techniques

- **Dusting Method:** In this method, micronutrient powder is applied to the surface of rice grains. While it is simple and cost-effective, its effectiveness is limited because the nutrients can be washed away during rinsing before cooking (Alavi et al., 2008).
- **Coating Method:** This technique involves coating rice grains with a mixture of micronutrients and binding agents. It improves nutrient retention compared to dusting but requires careful formulation to maintain the sensory qualities of rice.
- **Extrusion Technology:** This is the most widely used and effective method. It involves grinding broken rice into flour, mixing it with micronutrients, and reshaping it into fortified kernels. These kernels are then blended with regular rice, ensuring uniform nutrient distribution and high consumer acceptance (Steiger et al., 2014; Moretti et al., 2005).

Rice Fortification Process

The process of rice fortification is systematic and requires careful control at each stage to ensure that the final product is nutritionally effective, safe, and acceptable to consumers.

1. **Preparation of Micronutrient Premix:** The process begins with the formulation of a premix that contains essential vitamins and minerals such as iron, folic acid, vitamin B12, and zinc in scientifically prescribed proportions. The quality and composition of this premix are crucial, as they determine the effectiveness of fortification as well as the stability of nutrients during storage and cooking.
2. **Production of Fortified Rice Kernels (FRK):** The premix is blended with rice flour and water to form a dough, which is then processed using extrusion technology to create fortified kernels. These kernels are engineered to closely resemble natural rice grains in size, shape, and texture, ensuring that they can be seamlessly mixed with regular rice without affecting consumer acceptance.

3. **Drying and Stabilization:** After extrusion, the fortified kernels undergo drying and stabilization to improve their shelf life and ensure that the added nutrients remain stable under varying storage conditions. This stage is particularly important for preserving heat-sensitive vitamins and maintaining product quality.
4. **Blending with Regular Rice:** The fortified kernels are mixed with regular milled rice in a fixed ratio, typically around 1:100. Uniform blending is essential to ensure that the nutrients are evenly distributed across the entire batch, so that each serving provides the intended nutritional benefit.
5. **Quality Control and Compliance:** At multiple stages of the process, quality checks are conducted to verify nutrient levels, uniformity, and safety. Regulatory standards require that fortified rice meets specified micronutrient limits, making monitoring and testing an integral part of the process.
6. **Packaging, Labelling, and Distribution:** The final product is packaged in a manner that protects it from moisture, light, and contamination. Proper labelling is essential to inform consumers about the nutritional content and benefits of fortified rice. The product is then distributed through retail markets as well as government channels such as the Public Distribution System.

Benefits of Rice Fortification

Rice fortification offers a wide range of benefits that extend across nutritional, economic, and social dimensions, making it a comprehensive strategy for improving public health and food systems.

- **Improved Nutritional Intake:** Fortified rice provides essential micronutrients such as iron, folic acid, and zinc that are often lacking in regular diets, especially in populations dependent on rice as a staple. By addressing these gaps, it helps improve overall dietary quality and reduces the prevalence of micronutrient deficiencies.
- **Reduction in Public Health Burden:** Regular consumption of fortified rice can significantly reduce the incidence of anemia, birth defects, and other nutrition-related disorders. This leads to improved health outcomes and reduces the long-term burden on healthcare systems, particularly in developing countries.
- **Cost-Effective Nutritional Intervention:** Rice fortification is considered one of the most economical public health strategies, as it leverages an already widely consumed food vehicle. The additional cost is minimal compared to the substantial economic and social benefits achieved through improved health.
- **Enhanced Cognitive and Physical Development:** Adequate intake of micronutrients plays a critical role in brain development, memory, and learning abilities. Fortified rice is particularly beneficial for children and adolescents, supporting better educational outcomes and physical growth.
- **Wide Population Reach without Behaviour Change:** Since rice is a daily staple for a large section of the population, fortification ensures that nutrients reach people without requiring any change in eating habits. This makes it more effective compared to interventions that rely on behavioural compliance.
- **Creation of Market and Value-Addition Opportunities:** Fortified rice creates new opportunities for value addition in the agricultural and food processing sectors. It enables producers and millers to diversify their offerings and cater to growing demand for nutritious food products.
- **Support to Government Nutrition Programs:** Fortified rice strengthens the effectiveness of large-scale government schemes such as PDS, ICDS, and Mid-Day Meals by enhancing the nutritional value of food distributed through these channels.
- **Contribution to Human Capital Development:** Improved nutrition leads to better health, higher productivity, and enhanced learning outcomes, which collectively contribute to the development of human capital and long-term economic growth.
- **Alignment with Sustainable Development Goals:** Rice fortification supports global development objectives by addressing hunger, improving health, and reducing inequalities. It serves as a practical tool for advancing multiple Sustainable Development Goals simultaneously.

Government Initiatives and Policy Support

The Government of India has undertaken significant initiatives to promote rice fortification as part of its broader nutrition strategy. Fortified rice is being distributed through the Public Distribution System to ensure access among economically weaker sections and improve nutritional intake at scale. Initiatives such as Mission Poshan 2.0 integrate various nutrition programs to strengthen the delivery of fortified foods. Additionally, fortified rice

has been incorporated into welfare schemes like ICDS and Mid-Day Meals, targeting vulnerable populations. A phased implementation strategy has been adopted to expand coverage nationwide, supported by policy incentives and financial assistance to encourage adoption by industry stakeholders.

Challenges in Rice Fortification

While rice fortification holds immense potential, its large-scale implementation is associated with several challenges that need to be addressed through coordinated efforts.

- **Limited Consumer Awareness and Acceptance:** One of the major challenges is the lack of awareness among consumers regarding the benefits of fortified rice. In many cases, consumers may not differentiate between fortified and non-fortified rice, or they may have concerns about changes in taste, appearance, or safety, which can affect acceptance.
- **High Initial Investment for Technology Adoption:** Setting up fortification units, particularly extrusion machinery and blending systems, requires significant capital investment. Small and medium-scale rice millers may find it difficult to adopt such technologies without financial assistance or policy support.
- **Supply Chain and Logistical Constraints:** The availability and timely supply of fortified rice kernels (FRK) is critical for continuous production. Any disruption in the supply chain can affect blending operations and delay distribution, especially in large-scale public programs.
- **Quality Assurance and Standardization Issues:** Maintaining consistent nutrient levels across batches is a technical challenge, particularly when production is decentralized. Variations in blending ratios or premix quality can lead to under- or over-fortification, making strict monitoring systems essential.
- **Regulatory Compliance and Monitoring:** Ensuring compliance with standards set by regulatory bodies such as FSSAI requires continuous inspection, testing, and certification. This can be resource-intensive for both producers and regulatory authorities.
- **Behavioural and Cultural Barriers:** In certain regions, traditional preferences and perceptions about food may influence the acceptance of fortified rice. Even minor differences in appearance or cooking behaviour may lead to resistance among consumers.
- **Coordination Among Stakeholders:** Effective implementation of rice fortification requires collaboration among government agencies, millers, suppliers, and distribution networks. Lack of coordination can hinder efficiency and scalability.

Future Scope

The future of rice fortification is promising, given the increasing focus on nutritional security and public health. With advancements in technology, improved policy support, and growing awareness, rice fortification is expected to become a key component of food systems. Strengthening supply chains, promoting research and innovation, and enhancing public-private partnerships will further improve its effectiveness and reach.

Conclusion

Rice fortification represents a practical and effective approach to addressing micronutrient deficiencies by enhancing the nutritional value of a widely consumed staple food. It provides a sustainable solution that integrates nutrition into daily diets without requiring significant behavioural changes. With continued policy support, technological advancements, and stakeholder collaboration, rice fortification has the potential to significantly improve public health outcomes and contribute to achieving nutritional security on a large scale.

References

Alavi, S., Bugusu, B., Cramer, G., Dary, O., Lee, T. C., Martin, L., McEntire., J., Wailes, E. (2008). Rice fortification in developing countries: A critical review of the technical and economic feasibility.

De Pee, S. (2014). Proposing nutrients and nutrient levels for rice fortification. *Annals of the New York Academy of Sciences*, *1324*(1), 55–66.

Moretti, D., Lee, T. C., Zimmermann, M. B., Nuessli, J., & Hurrell, R. F. (2005). Development and evaluation of iron-fortified extruded rice grains. *Journal of food science*, *70*(5), 330-336.

Muthayya, S., Hall, J., Bagriansky, J., Sugimoto, J., Gundry, D., Matthias, D., Prigge, S., Hindle, P., Moench-Pfanner, R., & Maberly, G. (2012). Rice fortification: an emerging opportunity to contribute to the elimination of vitamin and mineral deficiency worldwide. *Food and Nutrition Bulletin*, *33*(4), 296–307.

Rerkasem, B. (2020). Rice quality improvement. A review. *Agronomy for Sustainable Development*, *40*(4), 28.

Steiger, G., Müller-Fischer, N., Cori, H., & Conde-Petit, B. (2014). Fortification of rice: technologies and nutrients. *Annals of the New York Academy of Sciences*, *1324*(1), 29-39.

INNOVATIVE AGRICULTURE
www.innovativeagriculture.in
ISSN : 3048 - 989X

Transitioning Traditions: A Study of Evolving Sowing Patterns in *Jhum* Cultivation among the Garo Tribe of West Garo Hills, Meghalaya

Tarun Kumar Das, N. Arunkumar Singh, Sagarika Borah and Monica Suresh Singh

ICAR-Krishi Vigyan Kendra, West Garo Hills, Meghalaya
Corresponding Author: Tarun Kumar Das

Abstract

Jhum cultivation is one of the indigenous cultivation technique practiced by tribal farmers in the Northeastern Hill Region of India. This research article investigates the significant shift in agricultural practices within the Garo farmer community specifically focusing on the Dalu, Gambegre and Rongram blocks of West Garo Hills District, Meghalaya. Traditionally, shifting cultivation (locally known as *Jhum* or *A·ba so·a*) followed a single annual sowing cycle initiated after forest clearing and burning of jungles in the month of March and April. However, contemporary findings revealed a transition toward double sowing patterns, where a second sowing occurs between September and October. This study explores the multifaceted drivers behind this transformation including climate variability, increasing market demand for seasonal crops, and the community's efforts toward livelihood sustainability and food security. The transition reflects a "dual strategy" where indigenous farmers adapt their traditional knowledge to meet modern socio-economic pressures.

Key words: *Jhum, Shifting, Cultivation, Sowing, Tribe, Sustainability*

Introduction

Jhum or *shifting* cultivation also known as *slash-and-burn* stands as one of the oldest tribal agricultural practices in the Northeastern Hill Region of India. *Jhuming* is the name given to the method of shifting agriculture, and Jhumias are the farmers who participate in it (Dam et al, 2022). In Meghalaya, this age-old farming practice remains deeply rooted in the socio-cultural and economic sustainability of indigenous communities, especially among the Garo tribes. It is an ancient and widespread system of cultivation by Garo tribe and they follow agrosilvipastoral system in their cultivation practices (Das *et al*., 2016). In West Garo Hills district, *jhum* cultivation transcends its identity as a mere agricultural activity, embodying traditional ecological wisdom, collective labour and an adaptation finely tuned to the challenging topography of the region.

The practice starts with the clearing of vegetation on hill slopes, drying the cut biomass, and subsequently burning it before the monsoon season sets in. The ash produced from the burning is rich in essential plant nutrients which enriches the soil fertility. Farmers cultivate mixed crops of cereals, pulses, vegetables, spices and tubers predominantly using local cultivars. This approach not only guarantees food security but

also minimizes risks and optimizes available resources. Yield of crops grown under shifting cultivation in the region generally remains low (Paul *et al*,2020). After two to five years of cultivation, the land is traditionally left fallow for an extended period to allow and enable natural regeneration of vegetation and restoration of soil essential nutrients. However, with the ever increasing population, the traditional *jhum* cycle has shortened, adversely affecting soil fertility and overall farm productivity. Other factors like market expansion, crops demand, and exposure to modern agricultural techniques are reshaping traditional practices and influencing farmer decision making.

Study Area

The West Garo Hills district is characterized by an undulating terrain and a humid sub-tropical climate, with high annual rainfall that typically ranges from 2,000 to 4,500 mm. Agriculture remains the mainstay of the district's economy, with *shifting* cultivation covering approximately 39% of the landscape. This study specifically focuses on Dalu, Gambegre, and Rongram blocks of the district.

Rongram Block: A region where the overall Benefit-Cost (B:C) ratio for *jhum* farming indicates profitability despite variability in production techniques.

Dalu and Gambegre Block: Areas identified as moderately suitable for the expansion of specialized crops like horticultural crops, which are increasingly integrated into the *jhum* landscape to enhance yield.

The Shift in Sowing Patterns

This study highlights a shift from a single to a double sowing cycle. The local farmers of the mention blocks of the district cleared jungles during the post monsoon months of mid January- February followed by drying of biomass and burned from end of February to March months. The sowing of seeds starts during the end of March and early April, aligned with pre-monsoon rainfalls. During the period, it was observed that upland rice, maize, oilseed, pulses, tubers, chilli, brinjal, cowpea, and millets predominantly of local cultivars are grown. But a notable transformation was observed in sowing patterns, that the farmers in the study areas are increasingly adopting a double sowing cycle rather than adhering to the traditional single sowing period from mid September to mid October. This evolution signifies an intensified land-use approach and a significant deviation from established *jhum* cultivation calendars. Several factors including climate variability, erratic rainfall, modified seasonal cycles are responsible for this change. Seeking to improve year round food security and income stability, farmers are increasingly cultivating their land more frequently and diversifying their crop choices. Despite its adaptive advantages, this change in *jhum* cultivation practices raises critical concerns about environmental sustainability and long-term feasibility. These changes underscore the resourcefulness and resilience of Garo farmers as they navigate evolving challenges while striving to meet their economic needs and adapt to climatic uncertainties to sustain their livelihood.

Drivers of Agricultural Transition

The move toward double sowing is propelled by several environmental and other critical factors-

a. **Climate Change and Variability:** Erratic rainfall patterns, delayed monsoons, and changes in temperature and relative humidity have influenced crop growth cycles and altered the delicate balance required for traditional crop production. Farmers have been forced to adopt staggered sowing to mitigate the risk of total crop failure due to extreme weather events. Increasing intensity of shifting of cultivation practices leads to low rainfall due to destruction of habitat which finally reduces biological diversity and causes extinction of previously undiscovered indigenous species too (Jeeva, 2006).

b. Market Demand and Commercialization: Increasing demand for seasonal crops and cash crops in local markets has encouraged farmers to utilize land more intensively. By sowing twice, *jhum* farmers capitalized on fluctuating commodity prices and provide a continuous supply of produce to local weekly markets.

c. Livelihood Sustainability and Food Security: With an average family size of seven in the region, there is a constant need for a steady food supply to their family. The second crop serves as a "safety net," ensuring food sovereignty throughout the year and reducing dependence on the market for basic nutrition.

d. Rising Population Pressure and Land Constraints: With the ever growing population, there is a need to maximize production from limited land. This also led to shorter fallow periods of *jhum* farming.

e. Food Security and Livelihood Needs: To ensure year-round food availability and income stability, farmers are diversifying cropping patterns and increasing the frequency of cultivation.

f. Exposure to Development Programs: Government scheme interventions, agricultural extension services, and exposure to improved practices have also influenced farmers to adopt multiple cropping systems from the limited availability of land.

Implications of the Changing Patterns

Positive Outcomes

- Increased cropping intensity and productivity
- Enhanced income opportunities
- Better utilization of available land
- Diversification of crops and diets

Challenges and Concerns

- Decline in soil fertility due to continuous cropping
- Reduced fallow periods affecting ecological regeneration
- Increased risk of pest and disease incidence
- Potential loss of traditional knowledge systems

Sustainability Considerations

While transforming towards double sowing in *jhum*, it raises critical questions about long-term sustainability. The characteristics of jhumming are changing over time reported by Trishna Moni Tamuli and Ashok K. Bora, 2022. Continuous cultivation without adequate soil management may lead to land degradation. Therefore, integrating sustainable practices such as agroforestry systems, use of organic manure and compost, crop rotation and intercropping, soil and water conservation measures can help to maintain ecological balance while supporting productivity.

Conclusion

The study clearly highlights that *jhum* cultivation in the West Garo Hills district of Meghalaya is undergoing a significant transformation from a traditional single sowing system to a more intensified double sowing pattern. The emergence of this dual sowing pattern describes how indigenous knowledge systems are not static but evolve dynamically to meet contemporary socio-economic challenges. While the transition has resulted in positive outcomes such as increased cropping intensity, enhanced income opportunities, and improved food security, it also raises serious ecological concerns. The shortening of fallow periods, continuous land use, and increased pressure on natural resources threaten soil fertility, biodiversity, and the long-term sustainability of the *jhum* ecosystem. Therefore, a balanced and integrated approach is essential. To ensure the long-term sustainability of this evolving system, it is recommended that policy interventions focus on *jhum* management rather than eradication. Future strategies should include improving road connectivity for market access, providing credit facilities for *jhummias*, and documenting indigenous nature conservation practices that allow this unique form of agriculture to thrive in harmony with the environment.

References

Das, T.K., Samajdar, T., Islam,M., Singh, N.A., and Marak, M. (2016). Traditional Farming System: A Case Study of Garo Tribe in West Garo Hills District of Meghalaya, North-Eastern India. *International Journal of Agriculture Sciences*. 8(50): 2140-2145.

Dam, M., Kumar, A., Irfan R., Kokale, S. and Nath, P. (2022). Jhum Cultivation (Shifting Cultivation): A Traditional Farming of India. Krishi Science- eMagazine for Agricultural Science.3(8):43-46.

Tamuli, T. M. and Bora, A.K. (2022). Impact of Jhum Cultivation on Forest Ecosystem and Environment Management Policies in Meghalaya, India. Ecology. Environment & Conservation. 28 (Suppl. Issue):344-350

Jeeva, S.R.D.N., Laloo, R.C. and Mishra, B.P. (2006). Traditional agricultural practices in Meghalaya, North-East India. IJTK. 5: 7-18.

Paul, S., Das, T.K., Pharung, R., Ray, S., Mridhae,N.,Kalitaf,N.,Ralte,V., Sanjoy Borthakurh, Burman,R.R., Tripathia, A.K., and Singh, A.K.(2020). Development of an indicator based composite measure to assess livelihood sustainability of shifting cultivation dependent ethnic minorities in the disadvantageous Northeastern region of India. Ecological Indicators.110:1-9.

INNOVATIVE AGRICULTURE
www.innovativeagriculture.in
ISSN : 3048 - 989X

Building a Carbon Credit Score: A New Income Path for Indian Farmers

Naveen Kumar, Amol Rajkumar Pawar and Vaibhav Kamboj

Department of Horticulture, Lovely Professional University, Jalandhar Punjab, India

Corresponding Author: Naveen Kumar

Climate Change and a New Opportunity for Farmers

Climate change is now a daily reality on Indian farms. Farmers face unpredictable rainfall, more frequent heat waves, shifting pest and disease patterns and rising costs of cultivation. At the same time, governments and private companies are under pressure to cut their greenhouse gas emissions. One response has been the development of **carbon markets**, where quantified emission reductions are certified and traded as "carbon credits."

Earlier, agriculture was widely seen as exposure of climate change. That view is changing as climate-smart and regenerative practices are recognised for their capacity to store more carbon in soils and trees and to reduce on-farm emissions. This shift has opened a new opportunity: farmers can now participate in carbon projects, earn credits, and build a **carbon credit score** that reflects how climate-friendly their farming system is. For many smallholders, this offers modest but meaningful supplementary income while simultaneously improving soil health and long-term resilience.

Carbon Credits and Carbon Credit Score: The Basics

A **carbon credit** is a tradable certificate representing the reduction or removal of one tonne of carbon dioxide (or its equivalent in other greenhouse gases) from the atmosphere. When a project can scientifically show that its activities have avoided emissions or sequestered additional carbon compared to a baseline scenario, it can be issued a corresponding number of credits, which may be sold to entities seeking to offset their emissions.

In agriculture, such reductions or removals arise from practices that improve the farm's **carbon balance**. Building soil organic carbon through residue retention, incorporation of farmyard manure and compost, and reduced or zero tillage can result in net gains in soil carbon stocks. Improved water management in paddy such as alternate wetting and drying or direct-seeded rice lowers methane emissions relative to continuously flooded systems. Precision nutrient management and balanced fertiliser use can reduce nitrous oxide emissions, while agroforestry and tree-based systems along field boundaries store carbon in biomass.

The idea of a **carbon credit score** is a way to capture these diverse contributions in a simple, farmer-level indicator. Although there is not yet a universally standardised numerical score, the term is increasingly used to describe the overall climate performance of a farm or farmer group. In practice, a farmer's carbon score reflects three main aspects: the estimated carbon sequestered in soil and vegetation; the reduction in greenhouse gas emissions compared to conventional practices; and the range and quality of climate-smart practices implemented over time. Project developers and carbon platforms combine farm surveys, practice records, remote sensing data and, where needed, soil and biomass measurements to estimate net emission reductions. These estimates are translated into credits, so farmers who consistently maintain higher soil and biomass carbon and follow recommended practices effectively build a stronger carbon credit score over multiple years.

How Carbon Credits Can Support Farmers' Livelihoods

Carbon markets can give farmers an extra source of income without needing more land. By using practices like no-till, residue retention, agroforestry, and better rice management, farms can store about 1–4 tonnes of CO_2 per acre each year. The payment is usually modest—often a few hundred to a few thousand rupees per acrebut it can still help manage expenses like education, health care, and farm inputs. More importantly, these practices improve soil health by increasing organic matter, water retention, and nutrient availability, leading to better yields and lower input costs over time. They also make farms more resilient by reducing erosion, conserving moisture, and supporting beneficial soil life. In many cases, these long-term benefits to soil and productivity are more valuable than the carbon income itself, so carbon credits should be seen as an added benefit rather than the main goal.

Income Stability and Risk Diversification

Carbon payments also improve **income stability** by diversifying revenue sources. Credits are purchased by companies and institutions seeking to meet climate targets; their value is not directly tied to local market prices for grain, fruits or vegetables, nor to a single season's weather conditions. For farmers in regions already facing climate-related risks and regulatory pressure such as Punjab and Haryana, where concerns about groundwater depletion and residue burning are prominent this diversification can strengthen household resilience and help smooth income over time.

How Farmers Can Build a Strong Carbon Credit Score

Farmers can improve their carbon credit score by using simple climate-smart practices that store more carbon and reduce emissions. These include zero or minimum tillage, better rice methods like direct seeding or alternate wetting and drying, and avoiding residue burning by using crop waste as mulch or compost. Planting trees on field boundaries and using a mix of organic manure and balanced fertilisers also help improve soil health and reduce harmful gases. All these practices increase carbon storage in the soil and can earn more carbon credits over time.

Since it is difficult for small farmers to access carbon markets alone, many join groups like Farmer Producer Organisations (FPOs), cooperatives, or NGOs. These groups manage data collection, monitoring, and selling of carbon credits using digital tools. The money earned is then shared among farmers. For most smallholders, joining such group-based programmes is the easiest and most practical way to benefit from carbon credits.

Challenges and Equity Concerns

Carbon credits can help farmers, but the income is usually small after costs like project setup and verification are deducted. So, they should be seen as extra support, not a main source of income. Another issue is that carbon contracts are often complex and hard to understand, especially for farmers who are not familiar with technical terms. Without clear explanations in local languages and simple agreements, farmers may agree to conditions they do not fully understand. There are also fairness concerns larger and better-informed farmers often benefit more, while small farmers, tenants, and women may struggle to join due to lack of land titles or minimum area requirements. To avoid increasing inequality, projects should use simple rules, allow group participation, and actively include all types of farmers.

Conclusion: Carbon Credit Score as a Tool for Sustainable Livelihoods

India is actively exploring national frameworks for carbon markets and the integration of agriculture into voluntary and compliance-oriented carbon trading. In this evolving landscape, a farmer's **carbon credit score** could become an important indicator of both environmental performance and economic opportunity. A robust score grounded in credible measurement and consistent practice adoption can signal sustainable, climate-resilient production to buyers, potentially improve access to credit and risk-management products, and strengthen the bargaining power of FPOs and cooperatives.

For now, the most productive strategy is to prioritise **good agronomy**: building soil health, managing water and nutrients efficiently, diversifying crops and integrating trees. Carbon credits should be seen as a bonus that rewards these practices, not as the main driver of farm decision-making. If carbon markets mature and supportive policies emerge, the value of a strong carbon credit score may increase, offering farmers not just additional income but also recognition as key actors in the global climate solution.

INNOVATIVE AGRICULTURE
www.innovativeagriculture.in
ISSN : 3048 - 989X

SWINE PRODUCTION SYSTEMS FOLLOWED IN DEVELOPED COUNTRIES

S. Preethi

Assistant Professor
Dept. of Livestock Production Management
Madras Veterinary College, Chennai – 07

Introduction

Swine production in developed countries (e.g., USA, Canada, EU) is characterized by intensive, large-scale, and vertically integrated systems. These operations emphasize high efficiency, automated climate control, specialized three-site production (breeding, nursery, finishing), and strict biosecurity, driven by corporate management to maximize production-per-unit while lowering costs. The swine production landscape in China and Brazil offers a sharp contrast. China is rapidly industrializing its massive but historically fragmented system to recover from disease, while Brazil operates a highly mature, low-cost export model that rivals the efficiency of the US and EU.

Key Characteristics of Developed Swine Systems

- **Vertical Integration & Consolidation**: Corporate operations dominate, often owning the entire supply chain from feed mills and genetic selection to packing plants and marketing.
- **Three-Site Production**: Specialized, separate facilities are used for different production stages—sow breeding/gestation, nursery, and finishing—which improves biosecurity and animal health.

  Developed systems predominantly use a three-site production model to break disease cycles and optimize environmental control for different growth stages

  I. **Site 1 (Breeding/Farrowing):** Focuses on sow reproduction and weaning piglets. Artificial Insemination (AI) is used in roughly 97% of operations to reduce the need for on-site boars and minimize disease transmission.

  II. **Site 2 (Nursery/Weaner):** Weaned piglets (2–5 weeks old) are moved to specialized facilities with highly controlled climates to support their developing immune systems.

  III. **Site 3 (Finishing/Rearing):** Pigs are raised from approximately 30 kg to a market weight of 110–130 kg, typically reaching this in 5–8 months.
- **"All-In, All-Out" (AIAO):** Barns are completely emptied and sanitized between batches to prevent pathogen carryover.
- **Intensive Indoor Housing**: Most pigs are housed in climate-controlled environments with automated feeding and waste management systems.
- **Technology & Automation**: Use of AI for, precision feeding, and advanced environmental monitoring.
- **High Health Management**: Intensive biosecurity protocols to prevent disease, with reliance on veterinarians and specialized staff.
- **Regulatory Focus**: Increased focus on animal welfare regulations (e.g., gestation stall bans) and environmental regulations regarding manure management, particularly in the EU.

China: Rapid Modernization & "Hog Hotels"

As the world's largest pork producer (producing ~50% of global pork), China is aggressively transitioning from backyard farming to hyper-intensive industrial systems, largely driven by the African Swine Fever (ASF) crisis of 2018.

- **The "Hog Hotel" Phenomenon**: Unlike the single-story barns common in the US and EU, China has pioneered multi-story pig farming. These "vertical farms" can be 7–13 stories high (some even reaching 26 stories), housing thousands of sows on a small footprint.

- **Bio-security**: High-tech ventilation, internal waste treatment, and strict "shower-in" policies are designed to hermetically seal herds against ASF.
- **Logistics**: Pigs are moved via large elevators; feed and water are piped to each floor automatically.
- **"Company + Farmer" Model**: While vertical integration is growing, a dominant model involves large corporations (e.g., Wens, Muyuan) providing piglets, feed, and veterinary care to contracted farmers who provide the labor and facilities. This standardizes genetics and feed across millions of pigs.
- **Smart Farming**: China is a leader in adopting AI for surveillance. Facial recognition for pigs (to track individual health and growth) and robotic feeding systems is increasingly common in these large-scale facilities to reduce human contact and disease risk.

Brazil: The Low-Cost Export Powerhouse

Brazil's system is structurally similar to the US model—highly integrated and efficient—but benefits from being the world's lowest-cost producer due to abundant local feed (soy and corn).

- **Vertical Integration**: The industry is dominated by massive integrators (e.g., BRF, JBS) that control the entire chain. The "integrated producer" system is standard: the company owns the animal and feed, while the farmer is paid for husbandry and facility management.
- **Sanitary Status**: Unlike China, Brazil's major export regions (South and Centre-West) are free of major diseases like ASF. This "high health" status is a critical asset for its export-driven model.
- **Technological Efficiency**: Brazil uses advanced systems like Agriness (a real-time management platform) to track productivity. Brazilian farms often achieve high "Piglets Weaned per Sow per Year" (PSY) numbers, rivaling or exceeding US/European averages.
- **Sustainability Focus**: Due to environmental scrutiny, Brazilian producers in the south are heavily investing in biodigesters to convert manure into energy, integrating waste management directly into the production cost structure.

Swine Production in the United States

The U.S. system is optimized for maximum throughput and low cost, characterized by high vertical integration and large-scale operations.

- Market Structure: Dominated by large integrators who own the animals, feed, and processing plants. Over 83% of U.S. sows are owned by just 26 companies.
- Housing Systems:
  - Gestation Stalls: Individual metal crates for pregnant sows are still standard in most states, though approximately nine states (including California and Ohio) are phasing them out.
  - Large-Scale CAFOs: Known as Concentrated Animal Feeding Operations, these house thousands of pigs in fully enclosed, slatted-floor barns.

Swine production in the European Union

Here production is dominated by intensive, indoor, large-scale systems focusing on efficiency, with high-quality, high-welfare, or organic systems representing a growing niche. Major production hubs, particularly in Spain and Germany, utilize highly integrated systems (breeding to fattening), adhering to strict EU welfare regulations, such as mandatory group housing for gestating sows

Key Aspects of EU Pig Production Systems:

- Intensive Indoor (Conventional): The most common system, focusing on high efficiency, often located in the "pig belt" stretching from Denmark to Belgium.
- Extensive/Outdoor: Pigs are reared outdoors (e.g., in Spain for Iberian pigs) or with outdoor access, focusing on traditional or branded products.
- Organic: Growing sector (though still small) characterized by lower stocking density, outdoor access, and organic feed.

Summary of Systems

Feature	China (Transitioning)	Brazil (Advanced Export)	Developed (USA/EU)
Primary Structure	Multi-story "Hog Hotels" & Contract Farming	Vertical Integration (Integrator + Producer)	Vertical, Horizontal Integration & Independent Contractors
Key Driver	**Biosecurity** (post-ASF recovery)	**Cost Efficiency** (Feed abundance)	**Labor Efficiency & Welfare**
Housing	High-rise, heavy concrete, filtered air	Open-sided (climate favorable) or Tunnel Ventilated	Fully Enclosed, Climate Controlled
Feed Source	heavily imported (soy/corn)	Domestic (Abundant Soy/Corn)	Domestic (Corn/Soy belt)

References

Keyes, S. et al. (2021). "The Evolution of Vertical Integration in the Global Swine Industry." *Journal of Animal Science.*
USDA Economic Research Service. "Swine Production and Management Practices in the United States."
Bloomberg News (2022). "Inside the 26-Story Pig Skyscrapers of China."
He, B. et al. (2023). "Biosecurity Challenges in Multi-Storey Pig Buildings." *Frontiers in Veterinary Science.*
Banhazi, T. (2020). "Precision Livestock Farming: Applications in the Pig Industry." *MDPI Agriculture.*
The Pig Site (2023). "AI and Facial Recognition in Modern Swine Units."
European Food Safety Authority (EFSA). "Scientific Opinion on the Welfare of Pigs on Farm."
ABIEC (Brazilian Association of Meat Export Industries). "The Brazilian Integrated Swine Production Model."

INNOVATIVE AGRICULTURE
www.innovativeagriculture.in
ISSN : 3048 - 989X

Low-Cost Storage Technologies for Reducing Post-Harvest Losses in Fruits and Vegetables

Mr Mayank Mehar[1] and Dr K S Yadav[2]

[1]Programme Assistant (Food Science & Technology) and [2]Principal Scientist & Head
Krishi Vigyan Kendra, Sagar, Jawaharlal Nehru Krishi Vishwa Vidyalaya, Jabalpur, Madhya Pradesh
Corresponding Author: Mr Mayank Mehar

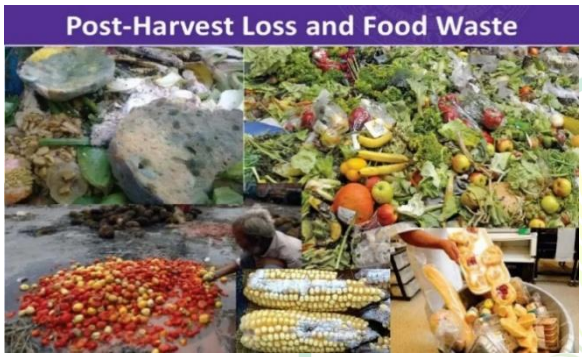

Abstract

Post-harvest losses in fruits and vegetables remain a serious concern, particularly in regions where access to modern storage infrastructure is limited. These losses not only reduce farmers' income but also affect the availability of nutritious food. Low-cost storage technologies, based on simple scientific principles, offer practical solutions that can be adopted at the farm level. This paper discusses commonly used low-cost storage methods, their working mechanisms, field relevance, and their role in minimizing post-harvest losses.

1. Introduction

Fruits and vegetables are living tissues even after harvest. They continue to respire, lose moisture, and undergo biochemical changes, which gradually lead to deterioration. In many parts of India, especially in rural areas, farmers do not have access to cold storage facilities. As a result, produce is often sold immediately after harvest, sometimes at prices that do not even cover production costs. Under such conditions, low-cost storage technologies become highly relevant. These methods are designed to work without electricity and can be constructed using locally available materials. Their adoption can help farmers retain the quality of produce for a longer period and provide flexibility in marketing.

2. Scientific Basis of Low-Cost Storage

- The effectiveness of low-cost storage systems depends on controlling two key factors—temperature and relative humidity.
- Temperature reduction slows down respiration and delays ripening.
- High humidity levels reduce water loss and prevent wilting.
- Evaporative cooling is the most commonly used principle, where the evaporation of water absorbs heat from the surroundings, thereby lowering the temperature inside the storage structure.

3. Common Low-Cost Storage Technologies

3.1 Zero Energy Cool Chamber (ZECC)

The Zero Energy Cool Chamber is one of the most practical and widely promoted storage systems in India. It is constructed using bricks arranged in a double-wall structure, with sand filled between the walls. The sand is kept moist by regular watering.

In field conditions, this system can reduce the internal temperature by around 10–15°C compared to the ambient environment, while maintaining high humidity. This combination is ideal for storing vegetables such as tomato, okra, brinjal, and leafy greens, as well as fruits like mango and citrus.

Farmers who have adopted this technology often report a noticeable reduction in spoilage and an increase in the number of marketable days.

3.2 Evaporative Cooling Using Traditional Methods

In many villages, simple methods such as covering produce with wet gunny bags or storing it in earthen pots are still in use. Although these methods are basic, they can be quite effective for short-term storage.

The "pot-in-pot" system, where a smaller clay pot is placed inside a larger one with wet sand in between, is particularly useful for preserving small quantities of vegetables. It is easy to prepare and requires minimal investment.

3.3 Underground Storage

Underground pits provide a relatively stable temperature environment compared to open conditions. This method is commonly used for storing root and tuber crops such as potatoes, onions, and carrots.

Proper ventilation and drainage are important to prevent moisture accumulation and rotting.

3.4 Ventilated On-Farm Storage Structures

Structures made from bamboo, wood, or locally available materials are often used for storing crops like onion and garlic. These structures allow air circulation, which helps in reducing moisture buildup and prevents fungal growth.

4. Field-Level Benefits

- Adoption of these storage methods offers several practical advantages:
- Farmers can store produce for a longer duration, reducing immediate pressure to sell.
- **Post-harvest losses are minimized**, especially in hot and dry climates.
- **Market timing improves**, allowing farmers to sell when prices are favorable.
- Quality is better maintained, leading to higher consumer acceptance.

In many demonstration trials conducted by extension agencies, these technologies have shown a significant reduction in spoilage compared to traditional open storage.

5. Constraints and Practical Considerations

Despite their usefulness, these technologies have certain limitations:

- Their effectiveness depends on climatic conditions; they perform better in dry regions than in highly humid areas.
- Regular maintenance, such as watering in evaporative systems, is essential.
- They are not suitable for long-term or large-scale commercial storage.

Understanding these limitations helps in making better decisions regarding their use.

6. Role of Extension Agencies

Krishi Vigyan Kendras and agricultural extension services play a key role in promoting low-cost storage technologies. Through on-field demonstrations and training programs, farmers can learn how to construct and use these systems effectively.

Experience shows that when farmers observe the benefits directly in demonstration units, they are more willing to adopt these practices.

7. Conclusion

Reducing post-harvest losses does not always require expensive infrastructure. Simple, low-cost technologies can make a meaningful difference when applied correctly. For small and marginal farmers, these methods offer a practical way to improve income, reduce wastage, and ensure better utilization of agricultural produce.

Post-harvest losses in fruits and vegetables continue to be a major challenge, particularly in regions where access to modern infrastructure remains limited. However, it is evident that significant reduction in these losses can be achieved through simple, practical, and cost-effective interventions at the farm level. Low-cost storage technologies, when properly adopted, can help in maintaining quality, extending shelf life, and reducing quantitative as well as qualitative losses.

These technologies are especially relevant for small and marginal farmers, as they do not require high investment or advanced technical knowledge. By enabling farmers to store their produce for a longer duration, they also provide flexibility in marketing and help avoid distress sales during periods of low prices. In addition, reduced post-harvest losses contribute directly to improved food availability and better utilization of natural resources such as water, labor, and inputs used in production.

Nevertheless, wider adoption of these technologies depends on effective dissemination of knowledge and continuous support from extension agencies. Training programs, on-field demonstrations, and farmer-to-farmer learning can play a crucial role in increasing awareness and confidence among growers. At the same time, integrating these low-cost methods with improved supply chains and market linkages can further enhance their impact.

In conclusion, while advanced cold storage systems are important, low-cost storage technologies serve as a practical and immediate solution for reducing post-harvest losses at the grassroots level. Their promotion and adoption can make a meaningful contribution toward improving farmers' income, strengthening food security, and achieving more sustainable agricultural development.

References

Roy, S.K., & Khurdiya, D.S. (1986). Zero energy cool chamber for storage of horticultural produce. Indian Food Packer, 40(6), 26–31.

Pal, R.K., Roy, S.K., & Sethi, V. (2008). Performance of zero energy cool chamber. Indian Journal of Horticulture, 65(3), 252–256.

Kader, A.A. (2002). Postharvest Technology of Horticultural Crops. University of California, Publication 3311.

Kitinoja, L. (2013). Innovative small-scale postharvest technologies. Journal of Stored Products Research, 52, 1–10.

Olosunde, W.A., et al. (2015). Development of evaporative cooling systems for storage of fresh produce. Journal of Food Science and Technology, 52(7), 4357–4366.

INNOVATIVE AGRICULTURE
www.innovativeagriculture.in
ISSN : 3048 - 989X

WOMEN PARTICIPATION IN FISHERIES SECTOR OF WEST BENGAL: STATUS, CHALLENGES AND POLICY PATHWAYS

Moumi Ghosh[1], Ritabina Poddar[2]

[1]PG Research Scholar, Department of Fishery Economics Statistics and Marketing, WBUAFS, Kolkata 700094

[2]PG Research Scholar, Department of Fishery Extension, WBUAFS, Kolkata 700094

Corresponding Author: Moumi Ghosh

Abstract

The first instance of the participation of women in fisheries is in West Bengal, the largest inland fish-producing state in India, with a total of 2.045 million tonnes in 2022-23, which is a good but ironical case. Although a significant part of the total population of fisher folk in the state is women, unaccountable roles are still disproportionately presented in post-harvest, processing, and marketing, with little recognition, access to resources and agency in decision-making. The article summarises the existing data on the West Bengal Department of Fisheries, ICAR-CIFRI field programmes, the West Bengal Inland Fisheries Policy 2023, and national statistics to outline the full picture concerning the role of women, their participation, the mechanisms supporting their activities, and inherent structural limitations in the fisheries industry in West Bengal. The article also provides the review of the major literature on measuring the participation of women in fisheries and summarizes with the evidence-based recommendations.

Keywords: Women fishers, West Bengal, Aquaculture, SHG, PMMSY, Ornamental fish, Sundarbans, Gender participation, CIFRI, Pro-WEFI

1. Introduction

Fisheries and fish are firmly entrenched in culture and economy of West Bengal. The expression 'Machche Bhate Bangali' (fish and rice makes a Bengali) does not just represent the culinary nostalgia, but it is also a statement of the importance of fisheries to livelihood, nutrition security and rural income generation in the six agro-climatic regions of the state. West Bengal boasts of 8 lakh hectares of inland water bodies and 158 km of coastline, which is among the most endowed states in India to fisheries and aquaculture (Government of West Bengal,2023). However, in this flourishing industry, the role of women has always been unknown. Female fishers, processors and traders hold occupational positions of the low-margin, labour-intensive, and virtually unnoticed parts of fisheries value chain cleaning, processing, drying, retailing, whereas men occupy capture fisheries, vessel ownership, and institutional representation. It gives a brief overview of the existing literature on the measurement of women participation in fisheries, gives statistics on production, employment, and institutional arrangements, and states the barriers to structural change and avenues of opportunities to real gender equity in the industry.

KEY STATISTICS AT A GLANCE

2.045 MT Total fish production (2022-23, million tonnes) *Source: DAHD, Statista 2024*	**3.2 million** Total fisherfolk population in West Bengal *Source: Handbook on Fisheries Statistics, 2022*	**~47%** Female share of total fisherfolk (nationally) *Source: Handbook on Fisheries Statistics, 2022*
5,500+ Women fishers motivated by ICAR-CIFRI in Sundarbans since 2013 *Source: ICAR-CIFRI, 2025*	**20,000-30,000** Women engaged in ornamental fish trade (West Bengal) *Source: Ghosh et al.; DoF WB*	**Rs. 10,000** Samudra Sathi livelihood support per marine fisherman during ban period *Source: Dept. of Fisheries WB, 2024*

2. WEST BENGAL FISHERIES: SECTOR OVERVIEW AND WOMEN'S PARTICIPATION

2.1 The resource base of production and fisheries

The second-largest state in fish production in the interior of India, West Bengal produces 16.52 lakh tonnes of inland fish in 2021-22, after Andhra Pradesh (Handbook on Fisheries Statistics, 2022). The production of fish was an all-time high of 2.045 million tonnes in 2022-23 compared to 1.843 million tonnes in 2021-22 - an increase of about 11% on a year-on-year basis (DAHD/CEIC, 2023).

Fig 1: West Bengal Fish Production Trend (2015-16 to 2022-23)

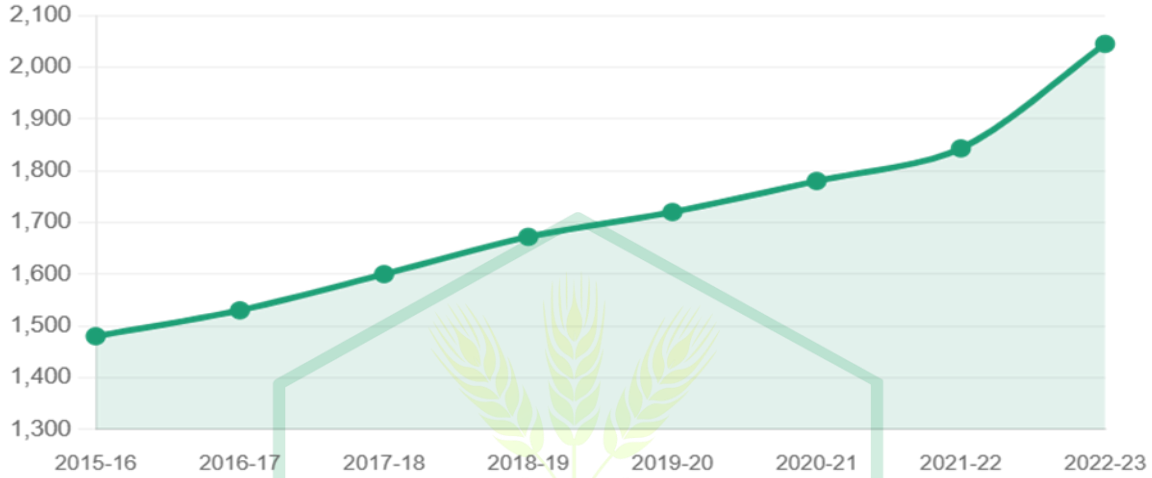

Source: DAHD, GoI; CEIC Data, 2024

2.2 Women in the fisheries workforce

As mentioned in the Handbook on Fisheries Statistics 2022, the total number of women and girls working as fisherfolk in India is about 12 million, which is compared with the population of 15 million men - that is, there are about 43-47 million females in the national fisheries workforce (DoF, 2022). In West Bengal, women have fisheries roles, which include: (a) post-harvest processing (cleaning, drying, pickling, smoking); (b) fish retailing and vending at local markets; (c) pond management and culture fisheries as part of SHGs; (d) ornamental fish breeding and marketing; (e) fish seed production and (f) shrimp/prawn farming in the Sund The participation of women in direct capture fishing is still a socially limited phenomenon.

Table 1: Women's Estimated Share Across Fisheries Value Chain Activities (West Bengal)

Value Chain Activity	Women's Share (est. %)	Notes
Post-harvest processing (cleaning, drying, salting)	~70%	Dominant female activity
Fish retailing and vending	~55%	Local markets; peri-urban areas
Pond aquaculture (SHG-based)	~45%	Growing via PMMSY and WB Policy 2023
Ornamental fish farming	~65%	20,000-30,000 women; Howrah, S24 Parganas
Fish seed production	~35%	Fingerling rearing included in WB Policy 2023
Marine / capture fishing	~10%	Social and physical constraints
Cooperative governance / institutional leadership	~12%	Major deficit; policy mandate needed

Sources: ICAR-CIFRI (2023-25); Ghosh et al. (ornamental fish); DoF WB Policy 2023; field estimates

3. KEY DIMENSIONS OF WOMEN'S PARTICIPATION IN WEST BENGAL FISHERIES

3.1 Economic Participation: Income and Resource Access

The most material but unequally distributed aspect of participation in the fisheries communities of West Bengal is economic participation which is the capacity to earn, manage, and enjoy income. Drying, salting, pickling and other post-harvest activities are mostly done by women, who receive Rs. As wage labour 150-300 per day, which was way less than the earnings of the male fish traders or ship owners. The women however involved in SHG-based ornamental fish production in Howrah and South 24 Parganas receive earnings in the form of Rs. 3000-4500 monthly - a significant income in the rural environment - and others have already superseded the entire marketing network of male intermediaries (Ghosh et al.; Sahapedia, 2024).

3.2 Ornamental Fish Farming as a Women Participation Vehicle

The transition of the woman in ornamental fish SHGs to active entrepreneurship is women breeding fish, making on-farm feed, treating sick fish, rear young fish, and by-passing the traditional male middle-men to sell - this requires the establishment of local markets specifically to facilitate the sale (Ghosh et al.). This path of production to entry into the market is precisely the type of multi-dimensional participation that the development literature demands.

Table 2: Estimated Women's Participation in Ornamental Fish Sector, West Bengal

Dimension	Indicator	Value / Source
Women engaged (ornamental fish)	Estimated active women fishers	20,000-30,000 (Ghosh et al.)
Geographic clusters	Key districts with Govt. production centres	Howrah, South 24 Parganas, Uttar Dinajpur, Malda
SHG monthly income	Average per member earning	Rs. 3,000-4,500/month
Export hub	Share of India's indigenous ornamental fish exports via Kolkata	~90% (IJFAS, 2014)
Market control	Women-led marketing (bypassing middlemen)	Reported in Howrah, South 24 Parganas
Training accessibility	Entry-level difficulty	Low - homemakers and unemployed youth

Sources: Ghosh et al. (ResearchGate/WBUAFS); Sahapedia, 2024; DoF WB; IJFAS, 2014

3.3 Sundarbans: Women Fisheries Participation on the Frontline

The most prolific institutional agent in the change of this situation has been Icar-CIFRI. As of 2013, CIFRI has inspired more than 5500 fishers to use small-scale inland fisheries in rainfed homestead waterbodies in the Sundarbans (ICAR-CIFRI/Krishi Jagran, 2025). As of Kultali block, 1,856 beneficiaries have been adopted in the framework of SCSP and STC programs of which 54.9% are women (ICAR-CIFRI, 2024).

In 2024, ICAR-CIFRI inaugurated the Mahila Matsyajibi Diwas (Women Fishers Day) and now it is an annual event, which takes place on December 26. The 2025 edition in Kultali, Basanti which was organised in cooperation with NFDB and NAAS Regional Chapter Kolkata saw around 4,000 women fishers (ICAR-CIFRI/Krishi Jagran, December 2025).

ICAR-CIFRI SUNDARBANS INTERVENTIONS (2013- 2025) - SIGNIFICANT STATISTICS

- More than 5,500 fishers inspired to embrace inland fisheries in domestic waterbodies.
- 1,856 beneficiaries adopted in Kultali; 54.9% women (ICAR-CIFRI, 2024)
- 500 women fishers made their contributions in Mahila Matasyajibi Sammelan (May 2023).
- Through Mahila Matsyajibi Diwas 2.0 (December 2025) some 4,000 women took part.

4. INSTITUTIONAL SCHEMES AND THEIR GENDER DIMENSIONS

Table 3: Key Government Schemes Supporting Women in West Bengal Fisheries (2020-2025)

Scheme	Authority	Gender-Relevant Components	Key Data / Status
Pradhan Mantri Matsya Sampada Yojana (PMMSY)	GoI / State Departments	50% subsidy for SC/ST, women, and NE states; ornamental fish, seaweed cultivation prioritised	Rs.20,050 cr. total outlay; extended to FY26; WB included from 2021-22
Matsyajeebi Credit Card (MJCC)	Dept. of Fisheries, WB	Explicitly includes SHGs, Women Groups as eligible for inland fisheries credit	Online portal operational; eligibility extended to marine sector (Policy 2023)
Samudra Sathi Scheme	Govt. of West Bengal	Rs. 10,000 (Rs. 5,000 x 2 months) during fishing ban; welfare for marine fishers' families	Notified March 2024; targeted at fishers above 21 years
WB Inland Fisheries Policy 2023	Dept. of Fisheries, WB	Women SHGs for fingerling production; MJCC credit linkage; Mid-Day Meal supply chain	Gazetted November 2023; implementation initiated 2024
ICAR-CIFRI SCSP/STC	ICAR (Central)	54.9% women among 1,856 adopted beneficiaries; backyard pond, ornamental fish farming	Ongoing in Kultali, Gosaba, Hingalgunj, Namkhana, Kakdwip
Kisan Credit Card (KCC)	GoI/RBI (extended 2019)	Working capital for women SHGs in fisheries and aquaculture	3,24,404 KCC applications nationally; 1,70,647 issued as of 2023
WBCADC Fishery Schemes	WB Comprehensive Area Dev. Corp.	SHG inclusion for fish seed, fingerling, ornamental fish production and marketing	Price support for SHG produce; gold fish, koi carp, life-bearers

Sources: DoF WB; PMMSY/IBEF; WB Fisheries Policy 2023; ICAR-CIFRI

Fig. 2: Women-centric CIFRI beneficiaries in Sundarbans (2013–2025, cumulative)

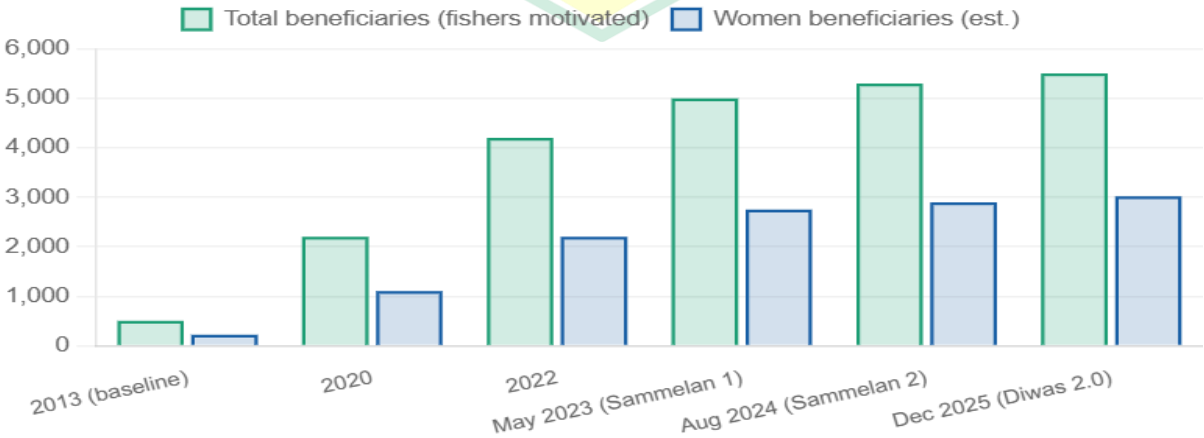

Sources: ICAR-CIFRI Sammelans (2023, 2024, 2025); ICSF, Krishi Jagran

5. BARRIERS TO WOMEN'S PARTICIPATION IN FISHERIES

Table 4: Typology of Barriers to Women's Participation in West Bengal Fisheries

Barrier Category	Specific Manifestation in West Bengal	Evidence / Source
Resource access	Women rarely own ponds, boats, or fishing gear; dominated by male household members	WB Fisheries Policy 2023; WEFI literature
Credit and financial inclusion	MJCC and KCC awareness low among women fishers; collateral gaps persist	DoF WB portal; Handbook on Fisheries Stats 2022
Institutional exclusion	Cooperative societies and RMC market committees remain male-dominated	Pro-WEFI WB cognitive testing, 2021 (CGIAR)
Market power asymmetry	Women vendors face middlemen exploitation; low bargaining power and price discovery	Ghosh et al.; Cole et al. 2018
Climate vulnerability	Cyclones (Amphan, Yaas, Remal) disproportionately displace women fishers in Sundarbans	ICAR-CIFRI Diwas reports 2024-25
Social norms	Gendered fishing taboos; women excluded from deep-sea and night fishing	FAO 2016; ICSF reports
Unpaid care burden	Domestic work limits women's time for training, cooperative meetings, and market travel	Rahman et al. 2024; CGIAR 2021
Data invisibility	Women's fisheries labour systematically undercounted in official state statistics	Handbook on Fisheries Stats 2022; FAO 2016

Sources: As cited above; WB Fisheries Policy 2023; field literature

Fig. 3: Participation domain scores: illustrative comparison (women fishers, national fisheries research)

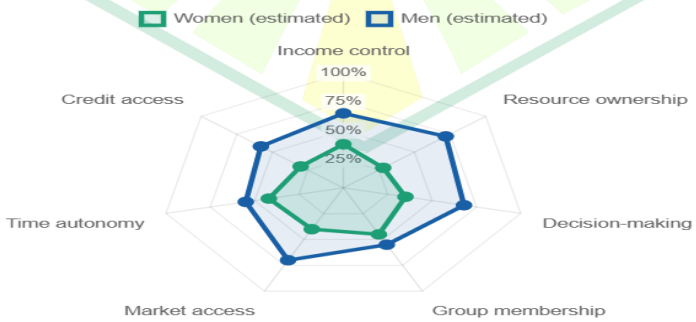

Indicative values based on Pro-WEFI application (Adam et al. 2025; Rahman et al. 2024) — representative of fisheries communities sharing socio-cultural characteristics with West Bengal coastal zones

6. RECOMMENDATIONS AND CONCLUSIONS

The facts contained in this article are indicative of a sector that is at an inflection point. There is increasing production, institutional changes towards bettering the situation and the advanced programmes such as ornamental fish SHGs and Sundarbans interventions of CIFRI are evidence of what can be achieved when women are put at the front and centre of fisheries development.

Table 5: Priority Recommendations for Strengthening Women's Participation in West Bengal Fisheries

Priority Area	Recommended Action	Policy / Institutional Entry Point
Scaling ornamental fish SHGs	Expand Govt. production centres to all 23 districts; provide MJCC credit linkage for SHG-based ornamental fish units	PMMSY; WB Fisheries Policy 2023; WBCADC
Women in institutional governance	Mandate 33% women's representation in fisheries cooperatives and RMC committees; implement as per Policy 2023	WB Cooperatives Act; Fisheries Dept.
Climate-resilient livelihoods	Expand backyard pond culture and cage fisheries as climate-resilient alternatives for Sundarbans women; integrate MGNREGS convergence	ICAR-CIFRI; NFDB; MGNREGS (MORD)

Sources: WB Inland Fisheries Policy 2023; ICAR-CIFRI; PMMSY/IBEF; field evidence

The ecological foundation, institutional structure, and human resource that West Bengal fisheries has - in its system of women fishers SHGs and the established model of CIFRI intervention - can be an example of gender-transformative fisheries development at the national level. The policy framework enabling the provision of this policy environment is the West Bengal Inland Fisheries Policy 2023 and the PMMSY framework

8. REFERENCES

Adam, R. I., Rajaratnam, S., Sufian, F. D., & Njogu, L. (2025). Measuring women's empowerment in aquaculture in northwestern Bangladesh using a project level women's empowerment in fisheries index (pro-WEFI). PLOS One 20(1), e0314284.

CEIC Data (2024). Fish Production: West Bengal. Department of Fisheries, GoI. Retrieved from ceicdata.com.

CGIAR Gender Impact Platform (2021). Testing tools to measure women's empowerment in fisheries and aquaculture. Retrieved from gender.cgiar.org.

Cole, S.M., et al. (2018). Postharvest fish losses and unequal gender relations: Drivers of the social-ecological trap in the Barotse Floodplain fishery, Zambia. Ecology and Society, 23(2).

Department of Fisheries, GoI (2022). Handbook on Fisheries Statistics 2022 (15th ed.). Ministry of Fisheries, Animal Husbandry and Dairying, New Delhi.

Department of Fisheries, Government of West Bengal (2023). West Bengal Inland Fisheries Policy, 2023. Gazetted November 2023. Kolkata.

FAO (2016). Enhancing the Contribution of Small-Scale Fisheries to Food Security and Nutrition. FAO Technical Guidelines for Responsible Fisheries. Rome.

Ghosh, S., et al. Ornamental Fish Farming a Tool to Empower Rural Women of West Bengal, India. ResearchGate, WBUAFS/Directorate of Fisheries, WB.

Government of West Bengal (2024). Resurgent Bengal: The Growth Narrative 2011-2024. Chief Minister's Office. Kolkata.

ICAR-CIFRI / Krishi Jagran (2023). Mahila Matasyajibi Sammelan, Kultali, Sundarbans, May 2023. Retrieved via ICSF.

ICAR-CIFRI / Krishi Jagran (2024). Mahila Matasyajibi Sammelan 2.0, Kultali, Sundarbans, August 2024. Retrieved via ICSF.

ICAR-CIFRI / Krishi Jagran (2025). Mahila Matsyajibi Diwas 2.0, Kultali, Basanti, December 26, 2025. Retrieved from krishijagran.com.

IBEF (2024). Pradhan Mantri Matsya Sampada Yojana (PMMSY). India Brand Equity Foundation. Retrieved from ibef.org.

MicroSave Consulting (2023). Fishing for change: How a policy initiative in India's Bihar state shows pathways to women's economic empowerment. Retrieved from microsave.net.

Ministry of Fisheries, Animal Husbandry and Dairying (2023). Year End Review 2023: Department of Fisheries. Press Information Bureau, GoI.

Rahman, W., Haque, A.B.M.M., Zaman, T. (2024). Women Empowerment Status in the Coastal Fishing Communities of Bangladesh. SAGE Open. https://doi.org/10.1177/21582440241250114

Sahapedia (2024). Raising Ornamental Fish in West Bengal. Retrieved from sahapedia.org.

Statista (2024). Fish production volume across West Bengal from FY2009 to FY2023. Ministry of Agriculture and Farmers Welfare (DAHD), GoI.

West Bengal State Agricultural Marketing Board (2024). Krishak Bazar programme. Retrieved from wbagrimarketingboard.gov.in.

WBUAFS (West Bengal University of Animal and Fishery Sciences) (2020). State Profile on Livestock and Fisheries. Krishikosh Repository.

INNOVATIVE AGRICULTURE
www.innovativeagriculture.in
ISSN : 3048 - 989X

Remote Sensing for Crop Condition and Yield Monitoring

[1]Dr. Pragya Tiwari, [2]Dr. Dinesh Pandey

[1]Guest Scientist (Agronomy) RARS, BTC CARS Bilaspur (495001), Chattisgarh
[2]Sr. Scientist (Agronomy) RARS, BTC CARS Bilaspur (495001), Chattisgarh
Corresponding Author: Dr Pragya Tiwari

1. Introduction

Agriculture forms the foundation of food security and economic stability, particularly in countries like India, where a large population depends on farming for livelihood. In recent years, the agricultural sector has been increasingly challenged by climate variability, declining soil fertility, water scarcity, and frequent pest and disease outbreaks. These challenges have intensified the need for accurate, timely, and large-scale monitoring of crop condition and yield to ensure sustainable agricultural production. Conventional methods of crop assessment, primarily based on field surveys and visual observations, are often time-consuming, labor-intensive, and limited in spatial coverage. Moreover, these methods may lack precision and fail to capture variability within and across fields. In this context, remote sensing has emerged as a highly effective and advanced tool for agricultural monitoring. Remote sensing involves the acquisition of information about crops without direct physical contact, using satellite and aerial sensors. Advanced satellite missions such as the Landsat program and Sentinel-2 mission provide high-resolution, multi-temporal data that enable continuous observation of crop growth and development. By analyzing the interaction of electromagnetic radiation with plant canopies, remote sensing facilitates the assessment of critical crop parameters such as vegetation health, biomass, and water stress. Further more, the use of vegetation indices, particularly NDVI, has significantly enhanced the ability to monitor crop condition and predict yield with greater accuracy. When integrated with Geographic Information Systems (GIS), weather data, and advanced analytical models, remote sensing supports precision agriculture by enabling efficient resource management and informed decision-making. Overall, remote sensing has become an indispensable component of modern agriculture, offering a scientific and data-driven approach to crop monitoring and yield estimation. Its application not only improves farm-level management but also supports large-scale planning, policy formulation, and food security initiatives. When combined with Geographic Information Systems (GIS), crop models, and artificial-intelligence algorithms, remote sensing supports precision farming, early-warning systems for drought or disease, and national-level crop forecasting.

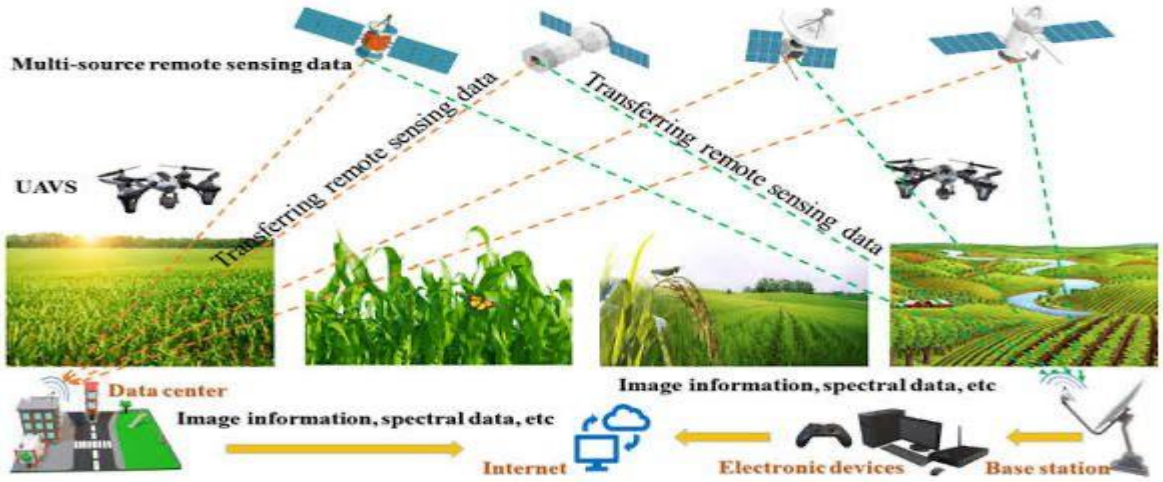

2. Principles of Remote Sensing in Agriculture

Remote sensing works by measuring electromagnetic radiation reflected or emitted from the Earth's surface. Plants interact strongly with sunlight:

- **Visible region (0.4–0.7 µm)**: chlorophyll absorbs red and blue light.
- **Near-infrared (0.7–1.3 µm)**: healthy leaves strongly reflect.
- **Short-wave infrared**: sensitive to plant water content.
- **Thermal infrared**: indicates canopy temperature and water stress.

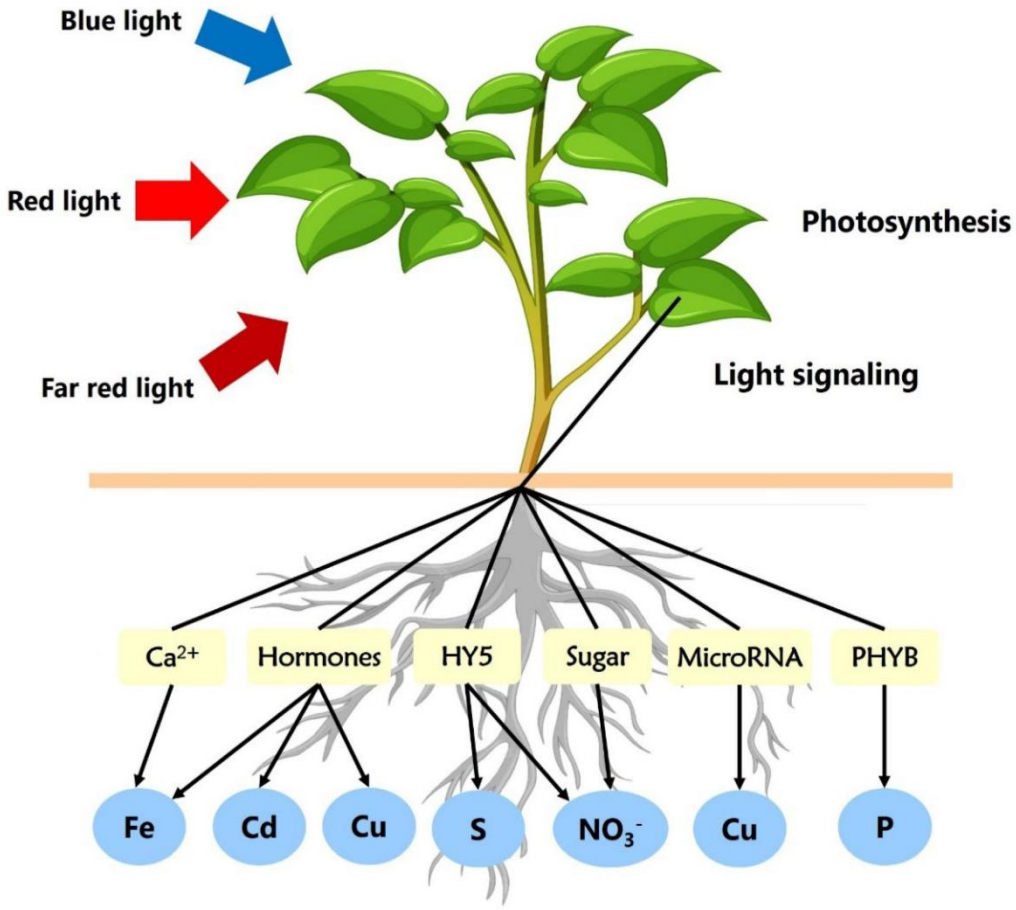

Figure 1. Interaction of Light with Crop Canopy

3. Sensor Platforms and Data Sources

🌐 **Satellite Sensors**

- Moderate resolution: Landsat, Sentinel-2 (10–30 m) – ideal for regional monitoring.
- High resolution: commercial constellations – suitable for field-level management.
- Radar satellites: operate through clouds and at night; useful in monsoon regions.

🚁 **Drone-Based Sensors**

UAVs equipped with RGB, multispectral, hyperspectral, or thermal cameras provide centimeter-level detail and are valuable for diagnosing within-field variability.

🌱 **Ground Data**

Remote-sensing products are strengthened by:

- soil-moisture probes,
- weather stations,
- crop-cutting experiments,
- yield monitors on harvesters.

4. Vegetation Indices for Crop Condition Assessment

Vegetation indices combine spectral bands to emphasize plant properties:

- NDVI: greenness and biomass.
- EVI: improved sensitivity in dense crops.
- SAVI: reduces soil background effects.
- NDWI: plant water content.

Time-series analysis of these indices reveals growth stages, stress periods, and recovery after rainfall or irrigation.

5. Yield Estimation and Forecasting Methods

Yield forecasting links satellite-derived indicators with observed harvest data.

📌 **Common Approaches**

- Statistical regression.
- Machine learning (random forests, neural networks).
- Hybrid systems combining crop-growth models (DSSAT, APSIM) with satellite data.

Early-season forecasts use vegetation indices and weather variables, while near-harvest estimates integrate full-season imagery and canopy temperature.

6. Applications for Farmers and Policy makers

🌾 **Farm-Level Uses**

- Detecting nutrient deficiencies.
- Scheduling irrigation.
- Identifying pest or disease hotspots.
- Variable-rate fertilizer application.

🏛 **Policy-Level Uses**

- Crop acreage estimation.
- Drought monitoring.
- Crop-insurance verification.
- Food-grain procurement planning.
- Many countries now operate national crop-monitoring programs integrating satellite data with field surveys.

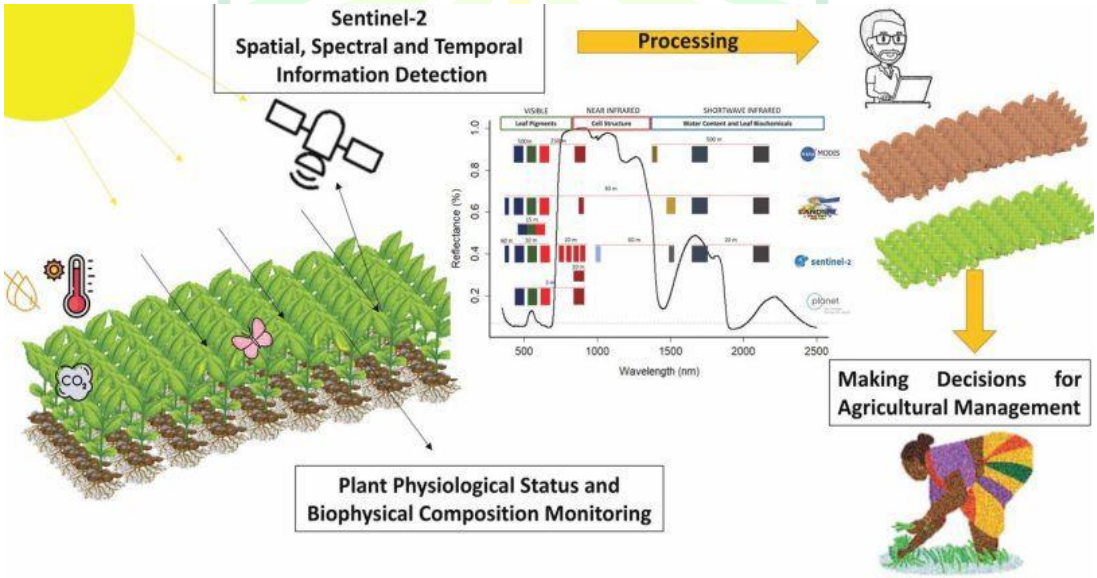

Remote sensing for agriculture monitoring: Sentinel-2 features and precision agriculture

7. Benefits of Remote-Sensing-Based Monitoring

✓ Rapid coverage of large areas

✓ Objective and repeatable observations

✓ Early detection of crop stress

✓ Reduced field-survey costs

✓ Support for climate-risk management

✓ Historical archives for trend analysis

8. Challenges and Limitations

Despite its advantages, several constraints remain:

- Cloud cover affects optical imagery.
- Calibration with field data is essential.
- Small landholdings may be difficult to resolve.
- Technical expertise is required for analysis.
- Data interpretation support is often needed for farmers.

9. Future Directions

Future developments include:

- Integration of optical, radar, and thermal sensors.
- Near-real-time analytics via cloud platforms.
- AI-driven early-warning systems.
- Mobile-based advisory services.
- Coupling satellite data with IoT soil sensors.

These advances will make remote sensing central to climate-smart agriculture and sustainable intensification.

Conclusion

Remote sensing has become indispensable for crop-condition monitoring and yield forecasting in modern agriculture. By providing timely, spatially explicit information on growth patterns, water stress, and productivity, satellite and drone technologies support both farm-level decisions and national food-security planning. Continued innovation in sensor systems, analytics, and extension delivery will further expand their role in building resilient and sustainable agricultural systems.

References

- FAO (2022). Digital Agriculture and Big Data for Food Security.
- Atzberger, C. (2013). Advances in remote sensing of agriculture. Remote Sensing, 5, 949–981.
- Lobell, D. B. (2013). The use of satellite data for crop yield gap analysis. Field Crops Research, 143, 56–64.
- Justice, C. O., et al. (2014). Land and crop monitoring. In Handbook of Satellite Applications.
- ICAR (2021). Digital Agriculture in India: Opportunities and Challenges.
- World Bank (2021). What's Cooking: Digital Transformation of the Agrifood System.

INNOVATIVE AGRICULTURE
www.innovativeagriculture.in
ISSN : 3048 - 989X

Digital Agriculture: Transforming Climate-Resilient Food Systems

Jayashree Dey Sarkar[1] and Amrita Kumar Sarkar[2]

[1]Department of Soil Science and Agricultural Chemistry, Uttar Banga Krishi Viswavidyalaya, Pundibari, Cooch Behar, West Bengal-736165, India
[2]Department of Agricultural Extension, Faculty of Agriculture, Guru Kashi University, Bathinda, Punjab-151302, India
Corresponding Author: Jayshree Dey Sarkar

Abstract

Agriculture is increasingly threatened by climate change, manifested through rising temperatures, erratic rainfall patterns, and frequent extreme weather events, which collectively undermine productivity and food security. In this context, digital agriculture has emerged as a transformative approach to enhance resilience and sustainability in food systems. This article explores the role of digital agriculture and artificial intelligence (AI) in developing climate-resilient agricultural practices. Digital agriculture integrates advanced technologies such as AI, Internet of Things (IoT), remote sensing, geographic information systems (GIS), drones, and big data analytics to enable real-time monitoring, data-driven decision-making, and efficient resource management. These tools facilitate precision agriculture by optimizing the use of water, nutrients, and pesticides, thereby improving productivity while minimizing environmental impacts and greenhouse gas emissions. The study highlights key smart technologies, including remote sensing for crop monitoring, IoT-based sensors for real-time field data, drones for precision applications, and AI-driven models for predictive analytics. Machine learning and deep learning techniques further enhance the ability to detect crop stress, forecast yields, and support timely interventions. Additionally, the integration of AI with climate models provides opportunities for improved risk assessment and adaptive strategies under variable climatic conditions. Despite these advancements, challenges related to accessibility, affordability, and technical capacity remain significant, particularly for smallholder farmers. Overall, digital agriculture and AI hold immense potential to transform conventional farming into a resilient, efficient, and sustainable system, contributing to long-term food security in the face of climate change.

Keywords: Digital Agriculture, Artificial Intelligence (AI), Climate-Resilient Agriculture, Precision Farming, Smart Agricultural Technologies

1. Introduction

Agriculture, being inherently climate-dependent, is increasingly vulnerable to the intensifying impacts of climate change (Yang et al., 2024). In recent decades, rising global temperatures, erratic rainfall patterns, frequent extreme weather events, and shifting agro-climatic zones have significantly disrupted traditional farming systems. These changes have led to declining crop productivity, increased incidence of pests and diseases, and heightened uncertainty in agricultural outputs. Consequently, ensuring food security for a growing global population while maintaining environmental sustainability has emerged as a critical global challenge (Sarkar et al., 2023). Conventional agricultural practices, which largely rely on generalized input application and manual decision-making, are no longer sufficient to cope with the dynamic and complex nature of climate variability. The urgent need to transition towards more resilient, resource-efficient, and sustainable farming systems has brought digital agriculture to the forefront of modern agronomic innovation (Sarkar et al., 2026). Digital agriculture represents an integrated approach that leverages advanced technologies to enhance decision-making, optimize resource use, and improve overall farm productivity under changing climatic conditions (Balasundram et al., 2023). Among these technological advancements, Artificial Intelligence (AI) has emerged as a transformative force capable of revolutionizing agricultural systems. AI, along with complementary technologies such as the Internet of Things (IoT), remote sensing, geographic information systems (GIS), big data analytics, and robotics, enables the collection, processing, and interpretation of vast amounts of real-time data. These

technologies facilitate precise monitoring of crop health, soil conditions, weather patterns, and resource utilization, thereby allowing farmers to make informed and timely decisions. The integration of AI into agriculture supports the development of climate-resilient food systems by enhancing predictive capabilities, improving input-use efficiency, and reducing environmental footprints. Precision agriculture techniques, supported by AI, ensure optimal application of water, fertilizers, and pesticides, minimizing wastage and reducing greenhouse gas emissions (Sarkar et al., 2025b). Furthermore, digital platforms and mobile-based applications are bridging the information gap, making advanced technologies accessible even to smallholder farmers. In the context of climate change mitigation and adaptation, digital agriculture offers a dual advantage. It not only enhances agricultural productivity and profitability but also contributes to sustainable natural resource management and environmental conservation. By enabling data-driven, location-specific, and adaptive farming practices, AI-powered digital agriculture plays a pivotal role in strengthening the resilience of agro-ecosystems. Therefore, the integration of artificial intelligence and digital technologies into agricultural systems is not merely an option but a necessity for building future-ready, climate-smart agriculture. This article explores the evolution, applications, and potential of digital agriculture and AI in transforming conventional farming into a resilient, efficient, and sustainable food production system capable of addressing the challenges posed by climate change.

2. Concept of Digital Agriculture

Digital agriculture represents a transformative approach that integrates advanced information and communication technologies into agricultural systems to enhance productivity, efficiency, and sustainability (Gebresenbet et al., 2023). It encompasses a wide spectrum of innovations, including artificial intelligence, precision farming, big data analytics, remote sensing, geographic information systems, Internet of Things, and unmanned aerial vehicles (UAVs or drones). These technologies collectively enable the generation, collection, and analysis of high-resolution, real-time data, thereby facilitating informed and data-driven decision-making in agricultural management. At its core, digital agriculture shifts traditional farming practices from generalized input application to site-specific, need-based interventions. By leveraging AI and data analytics, farmers can interpret complex datasets related to soil properties, crop health, weather patterns, and resource availability (Wen et al., 2025). This enables optimization of critical inputs such as water, fertilizers, and pesticides, ultimately improving resource-use efficiency while minimizing environmental degradation and greenhouse gas emissions. For instance, precision irrigation systems, supported by sensor-based technologies and automated control mechanisms, deliver water in quantities precisely tailored to crop requirements. This not only reduces water wastage but also enhances water-use efficiency, which is particularly crucial in water-scarce regions. Similarly, soil sensors provide continuous information on soil moisture, nutrient status, and temperature, allowing farmers to schedule irrigation and nutrient management practices more effectively. These real-time insights reduce input overuse and contribute to maintaining soil health. Remote sensing and satellite-based monitoring further expand the scope of digital agriculture by enabling large-scale assessment of crop conditions, vegetation indices, and stress detection. When integrated with machine learning algorithms, these technologies can predict yield, identify early signs of pest infestations or nutrient deficiencies, and support timely interventions. In addition, mobile-based advisory platforms and decision support systems make these advanced technologies accessible to farmers, including smallholders, by delivering location-specific recommendations in user-friendly formats. Another critical dimension of digital agriculture is its role in enhancing climate resilience. By enabling predictive analysis of weather variability and climate anomalies, digital tools empower farmers to anticipate risks such as droughts, floods, and heat stress. This facilitates proactive adaptation strategies, including crop diversification, altered planting schedules, and efficient resource allocation. As a result, digital agriculture not only stabilizes productivity under uncertain climatic conditions but also strengthens the adaptive capacity of agro-ecosystems. Overall, the concept and scope of digital agriculture extend beyond technological adoption to encompass a holistic transformation of agricultural systems. It integrates data, technology, and agronomic knowledge to create intelligent, adaptive, and sustainable farming practices.

3. Smart Tools for Climate-Resilient Agricultural Practices

The rapid advancement of digital technologies has led to the development of a wide array of smart tools that are transforming modern agriculture into a more resilient, efficient, and sustainable system. These tools play a critical

role in addressing the challenges posed by climate change by enabling precise monitoring, data-driven decision-making, and optimized resource management. Climate-smart agricultural strategies, supported by such technologies, aim to enhance productivity while minimizing environmental risks and improving the adaptive capacity of farming systems. The integration of these smart tools into agricultural practices is essential for building climate-resilient food systems (Fig.1).

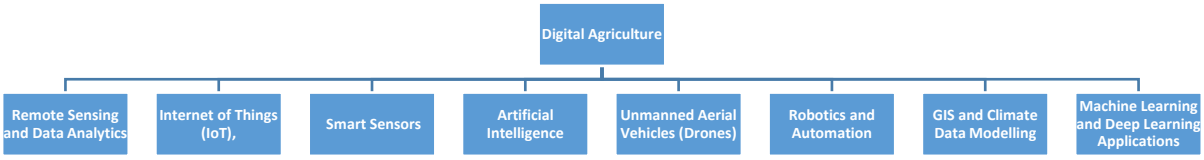

Fig. 1: Smart Tools of Digital Agriculture for Climate-Resilient Agricultural Practices

Remote Sensing and Data Analytics

Remote sensing technologies have emerged as powerful tools for real-time monitoring and assessment of agricultural fields. Satellite imagery, coupled with advanced sensors, enables the evaluation of crop health, soil conditions, and spatial variability at both field and regional scales. Vegetation indices such as the Normalized Difference Vegetation Index (NDVI) and Enhanced Vegetation Index (EVI) are widely used to assess crop vigour, biomass, and stress conditions. These indices, when integrated with machine learning algorithms, facilitate the classification of crops into healthy and stressed categories, enabling timely and targeted interventions. The integration of remote sensing data with advanced analytics enhances the accuracy of yield prediction, disease detection, and stress monitoring. For instance, machine learning models such as Random Forest (RF) utilize environmental variables including temperature, humidity, and soil moisture to predict plant stress levels with high precision.

Internet of Things (IoT), Smart Sensors, and Artificial Intelligence

The integration of IoT, smart sensors, and AI has revolutionized agricultural management by enabling continuous, real-time monitoring of critical parameters such as soil moisture, nutrient status, crop health, and microclimatic conditions. These technologies facilitate rapid response to emerging stresses, including pest infestations, nutrient deficiencies, and water scarcity. By providing actionable insights, IoT-based systems support precise and timely interventions, thereby reducing crop losses and enhancing productivity. Thus, IoT and AI-driven technologies contribute to both economic and environmental sustainability.

Unmanned Aerial Vehicles (Drones)

Unmanned Aerial Vehicles (UAVs), commonly known as drones, are increasingly being adopted in agriculture for high-resolution field monitoring and precision farming applications (Sarkar et al., 2026). Equipped with multispectral and thermal sensors, drones can capture detailed images that provide insights into crop health, pest infestations, and soil variability. These data are further analyzed using machine learning algorithms to detect early signs of stress, enabling timely and targeted management practices. In the Indian agricultural context, drones offer significant potential for overcoming challenges related to labour shortages and limited access to extension services. When integrated with AI-based analytics, drone-generated data can be used for precision input application, such as variable-rate spraying of fertilizers and pesticides, thereby reducing input costs and environmental impacts. Furthermore, the integration of drone technology with mobile-based advisory systems enhances accessibility, making advanced precision agriculture tools more affordable and user-friendly for smallholder farmers.

Robotics and Automation

Advancements in robotics and automation, particularly those powered by artificial intelligence, are transforming agricultural operations by reducing dependency on manual labour and improving operational efficiency. AI-

enabled robotic systems can perform tasks such as crop monitoring, harvesting, weeding, and pest control with high precision and consistency. These systems integrate data from sensors, drones, and machine learning models to provide real-time insights into crop and soil conditions. By automating labour-intensive tasks, robotics not only enhances productivity but also addresses labour shortages prevalent in many agricultural regions. Additionally, early detection of crop stress and disease through automated monitoring systems enables proactive management, thereby minimizing yield losses and improving farm profitability.

GIS and Climate Data Modelling

Geographic Information Systems (GIS) and climate data modelling play a crucial role in understanding spatial variability and predicting climate-related risks in agriculture. GIS integrates spatial and environmental data to identify areas vulnerable to drought, floods, and other climatic hazards, thereby supporting informed decision-making for crop planning and land-use optimization. Climate models, combined with historical data, enable the prediction of weather patterns and extreme events, allowing farmers to adopt appropriate adaptation strategies. Recent advancements involve the integration of GIS with machine learning and deep learning models to improve prediction accuracy. Hybrid and ensemble modelling approaches, which combine outputs from multiple algorithms, have shown promising results in forecasting crop stress and yield variability by incorporating meteorological and soil parameters. These tools significantly enhance the resilience of agricultural systems to climate variability.

Machine Learning and Deep Learning Applications

Machine learning (ML) and deep learning (DL) techniques have become integral components of modern agricultural analytics. ML algorithms such as decision trees, Random Forest, and Support Vector Machines (SVM) are widely used for tasks including crop classification, stress detection, and yield prediction. These models are particularly effective in handling structured datasets derived from remote sensing and field observations. Deep learning models, especially Convolutional Neural Networks (CNNs), have demonstrated superior performance in analyzing high-resolution images obtained from drones and satellites. These models can automatically extract complex spatial features, enabling early detection of plant stress, disease symptoms, and nutrient deficiencies that may not be visible through conventional methods. Advanced techniques such as transfer learning further enhance model efficiency by enabling the application of pre-trained models to new datasets with minimal retraining, which is particularly useful in data-scarce agricultural environments. Additionally, the integration of time-series data allows ML models to forecast future crop conditions and yield outcomes, providing farmers with valuable lead time for intervention.

4. Future Perspectives and Research Directions

The future of climate-resilient food systems will be strongly shaped by the integration of digital agriculture and artificial intelligence into agronomic practices. Advances in remote sensing, AI, and big data analytics are expected to enhance precision, adaptability, and predictive capacity in farm management under changing climatic conditions. Emerging technologies such as IoT-enabled sensors, hyperspectral imaging, high-resolution satellite systems, and UAV-based monitoring will further strengthen real-time assessment of crop health, soil moisture, and nutrient dynamics. A key research priority lies in integrating AI with climate models and large-scale agricultural datasets to develop robust predictive tools for yield forecasting and climate risk assessment. Such data-driven platforms can enable proactive decision-making and improve farmers' ability to cope with extreme events such as droughts, heat stress, and erratic rainfall. Additionally, the convergence of digital agronomy with genomics and precision breeding holds promises for developing climate-resilient crop varieties. However, the successful implementation of these technologies depends on supportive policy frameworks, robust digital infrastructure, and effective capacity-building initiatives. Ensuring affordability, accessibility, and user-friendliness of digital tools is particularly critical for smallholder farmers. Future research should also emphasize interdisciplinary collaboration among agronomists, data scientists, climate experts, and policymakers to foster inclusive, scalable, and sustainable solutions. Collectively, these efforts will be instrumental in transforming agriculture into a resilient, efficient, and climate-smart food system.

5. Conclusion

The growing challenges posed by climate change necessitate a fundamental transformation of agricultural systems toward greater resilience, efficiency, and sustainability. Digital agriculture, powered by artificial intelligence and allied technologies, offers a promising pathway to achieve these goals by enabling data-driven, precise, and adaptive farm management. The integration of advanced tools such as remote sensing, IoT, drones, GIS, and machine learning has significantly enhanced the capacity to monitor, predict, and respond to dynamic agro-environmental conditions. By optimizing resource use, reducing environmental footprints, and improving productivity, AI-driven digital agriculture not only strengthens climate resilience but also supports long-term food security. These technologies empower farmers with timely insights, facilitate informed decision-making, and promote sustainable intensification of agricultural systems. However, realizing their full potential requires addressing challenges related to accessibility, affordability, infrastructure, and technical capacity, particularly for smallholder farmers. Looking ahead, the convergence of digital innovation, scientific research, and supportive policy frameworks will be critical in scaling climate-smart agricultural solutions. A collaborative, inclusive, and technology-enabled approach will be essential to build resilient agro-ecosystems capable of sustaining productivity under increasing climatic uncertainties. Ultimately, digital agriculture and artificial intelligence will play a pivotal role in transforming global food systems into more sustainable, adaptive, and future-ready systems.

Reference

Balasundram, S. K., Shamshiri, R. R., Sridhara, S., & Rizan, N. (2023). The role of digital agriculture in mitigating climate change and ensuring food security: an overview. *Sustainability*, *15*(6), 5325. https://doi.org/10.3390/su15065325

Gebresenbet, G., Bosona, T., Patterson, D., Persson, H., Fischer, B., Mandaluniz, N., ... & Nasirahmadi, A. (2023). A concept for application of integrated digital technologies to enhance future smart agricultural systems. *Smart agricultural technology*, *5*, 100255. https://doi.org/10.1016/j.atech.2023.100255

Sarkar, J.D. and (2025a). Pathways to Net Zero: Sustainable Agriculture and Land Use Practices for Climate Resilience. Agri Articles, 5 (4). ISSN: 2582-9882

Sarkar, J.D. and Sarkar, A.K., (2025b). Precision Agriculture: Innovation for Productivity and Sustainability. Agriculture Bulletin, 1(8). ISSN: 3049-2289

Sarkar, J.D., Sarkar, A.K and Dey, D. (2026) Application of Drone Technology in Agricultural Management for Sustainable Productivity. Innovative Agriculture,02(05): ISSN:3048-989X

Sarkar, J.D., Sarkar, A.K., & Mondal, P. (2023). Sustainable Manipulation of Agricultural Residues in Bioenergy Production. In: Rakshit, A., Biswas, A., Sarkar, D., Meena, V.S., Datta, R. (eds) Handbook of Energy Management in Agriculture. Springer, Singapore.

Wen, G., Cao, Y., & Wei, X. (2025). The data-driven analysis of soil health and crop adaptability: Technologies, impacts, and optimization strategies. *Advances in Resources Research*, *5*(1), 350-368. https://doi.org/10.50908/arr.5.1_350

Yang, Y., Tilman, D., Jin, Z., Smith, P., Barrett, C. B., Zhu, Y. G., ... & Zhuang, M. (2024). Climate change exacerbates the environmental impacts of agriculture. *Science*, *385*(6713), eadn3747. https://doi.org/10.1126/science.adn3747

INNOVATIVE AGRICULTURE
www.innovativeagriculture.in
ISSN : 3048 - 989X

Agroforestry-Based Systems for Enhancing Farm Income and Sustainability

Manavjeet Singh[1], Sonam Kumari[2], Ravi Meena[3] and Akash Sharma[4]

[1]M.Sc. Scholar, Department of Genetics and Plant Breeding, Institute of Agricultural Sciences, Banaras Hindu University, Varanasi
[2]B.Sc. (Hons) Agriculture, Lovely Professional University, Jalandhar, Punjab
[3]B.Sc. (Hons) Agriculture, College of Agriculture, Kherwara, Maharana Pratap University of Agriculture and Technology, Udaipur
[4]Ph.D. Scholar, Department of Tree Improvement and Genetic Resources, Dr. Y.S. Parmar University of Horticulture and Forestry, Nauni, Solan, Himachal Pradesh

Abstract

Agroforestry-based systems offer a multifaceted approach to enhancing farm income and promoting sustainability by integrating trees, crops, and livestock within the same land area. These systems diversify farm outputs, reducing economic risks and providing multiple value-added products that open access to various market opportunities. Environmentally, agroforestry improves soil fertility, conserves water, sequesters carbon, and supports biodiversity, thereby contributing to climate mitigation and ecosystem resilience. Effective management practices, including species selection, spatial arrangement, pest control, and sustainable harvesting, optimize productivity while maintaining ecological balance. Despite these benefits, adoption faces challenges such as socioeconomic barriers, institutional constraints, and knowledge gaps. Policy support, extension services, and ongoing research are critical to overcoming these obstacles. Technological advancements, including precision agriculture, remote sensing, and digital platforms, enhance resource management, pest detection, and market connectivity, accelerating agroforestry adoption and scalability. By harmonizing traditional knowledge with modern innovations, agroforestry systems hold significant promise for sustainable agricultural development, improving farmer livelihoods while conserving natural resources for future generations.

1. Introduction to Agroforestry-Based Systems

1.1 Definition and principles of agroforestry

Agroforestry is an integrated land-use system that combines trees, crops, and sometimes livestock on the same plot of land. Its core principle is the deliberate management of interactions between these components to optimize productivity, biodiversity, and sustainability. Agroforestry systems are designed to mimic natural ecosystems, promoting synergies that enhance resource use efficiency, improve soil health, and provide multiple outputs. Key principles include diversity, ecological balance, and sustainability, ensuring that economic and environmental objectives are met simultaneously.

1.2 Importance in modern agriculture

In the context of modern agriculture, agroforestry addresses critical challenges such as land degradation, climate change, and food security. It offers a sustainable alternative to monoculture farming by increasing resilience against pests, diseases, and climatic variability. Agroforestry contributes to improved livelihoods by diversifying income sources and reducing dependency on external inputs. Moreover, it supports ecosystem services like pollination and water regulation, which are essential for long-term agricultural productivity and environmental health.

1.3 Overview of system types

Agroforestry encompasses various system types tailored to different environmental conditions and farming goals. Common systems include alley cropping, where crops are grown between rows of trees; silvopastoral systems that integrate trees with livestock grazing; and homegardens, which combine diverse plants in small-scale, multi-layered arrangements. Other types include windbreaks and riparian buffers that protect soil and water resources.

Each system type is characterized by its spatial arrangement, species composition, and management practices, all aimed at maximizing benefits while conserving natural resources.

1.4 Role in sustainable farming

Agroforestry plays a pivotal role in sustainable farming by enhancing resource use efficiency and promoting ecological stability. It reduces soil erosion, improves nutrient cycling, and increases carbon sequestration, thereby mitigating climate change. The integration of multiple species creates habitats for beneficial organisms and supports biodiversity. By diversifying production, agroforestry reduces economic risks for farmers and strengthens food security. Its holistic approach aligns with sustainability goals by balancing productivity with environmental conservation and social well-being.

2. Components of Agroforestry Systems

2.1 Integration of trees and crops

The integration of trees and crops is fundamental to agroforestry systems. Trees provide shade, wind protection, and organic matter through leaf litter, which improves soil structure and fertility. Crops benefit from microclimate regulation and reduced pest pressure due to increased biodiversity. The spatial and temporal arrangement of trees and crops is carefully planned to minimize competition for light, water, and nutrients while maximizing complementary interactions. This integration enhances overall system productivity and sustainability.

2.2 Inclusion of livestock

Livestock inclusion in agroforestry systems adds another layer of productivity and resource cycling. Animals graze on understorey vegetation or crop residues, converting biomass into valuable products such as meat, milk, and manure. Manure acts as a natural fertilizer, enriching soil nutrient content. Silvopastoral systems combine trees with grazing animals, offering shade and shelter that improve animal welfare and productivity. This component fosters nutrient recycling and diversifies farm outputs, contributing to economic resilience.

2.3 Soil and water conservation elements

Agroforestry incorporates specific practices aimed at conserving soil and water resources. Tree roots stabilize the soil, reducing erosion from wind and water. Canopy cover decreases raindrop impact and surface runoff, enhancing water infiltration. Some tree species improve soil structure and nutrient availability through nitrogen fixation or deep rooting. Additionally, agroforestry systems often include contour planting and mulching to retain moisture and prevent nutrient leaching, thereby sustaining soil health and water availability for crops.

2.4 Biodiversity enhancement

Biodiversity enhancement is a key component of agroforestry, as the system supports a variety of plant and animal species. The diverse structural layers—from canopy trees to ground-level crops create habitats for insects, birds, and microorganisms that contribute to pest control, pollination, and nutrient cycling. Increased biodiversity improves ecosystem resilience, reducing vulnerability to pests, diseases, and environmental stresses. This ecological richness also supports conservation goals and maintains genetic resources vital for adaptive farming.

Table 1. Components of Agroforestry Systems

Component	Key Elements / Features	Mechanism / Principle	Outcomes / Benefits
Trees + Crops Integration	Shade, windbreak, leaf litter	Microclimate regulation & nutrient addition	Improved soil fertility and crop productivity
Livestock Inclusion	Grazing animals, manure production	Biomass conversion & nutrient recycling	Enhanced income and soil enrichment
Soil & Water Conservation	Deep roots, canopy cover, contour planting	Erosion control & moisture retention	Improved soil stability and water availability
Biodiversity Enhancement	Multi-layer vegetation, habitat diversity	Ecological interactions (pollination, pest control)	Greater ecosystem resilience
Nutrient Cycling	Litter fall, manure, root turnover	Recycling of organic matter	Sustained soil fertility
Climate Regulation	Carbon sequestration, shading	Reduction of temperature extremes	Climate resilience
Resource Use Efficiency	Complementary root systems	Efficient use of light, water, nutrients	Higher system productivity
Economic Diversification	Multiple outputs (timber, crops, livestock)	Diversified income streams	Reduced financial risk

3. Economic Benefits of Agroforestry

3.1 Diversification of farm income

Agroforestry diversifies farm income by producing multiple products such as timber, fruits, nuts, fodder, crops, and livestock. This diversification reduces reliance on a single commodity, buffering farmers against market fluctuations and crop failures. By tapping into various value chains, farmers can optimize earnings throughout the year, enhancing financial stability. The ability to harvest both annual and perennial products provides continuous income streams, improving livelihoods.

3.2 Reduction of production risks

The mixed nature of agroforestry systems reduces production risks associated with monoculture farming. Diversification spreads the risk of crop failure due to pests, diseases, or adverse weather. Trees can act as a protective barrier against extreme climatic events, reducing damage to crops and livestock. This risk mitigation ensures more consistent yields and income, making farming operations more resilient to uncertainties.

3.3 Value addition through multiple products

Agroforestry enables value addition through the production of diverse goods that can be processed or marketed in different forms. For example, fruits can be sold fresh or processed into jams, while timber can be used for construction or crafts. Livestock products such as milk and meat add further value. This multiplicity allows farmers to explore niche markets and increase profitability by leveraging the full range of outputs from their land.

3.4 Market opportunities and supply chains

The variety of products from agroforestry opens access to multiple market opportunities and supply chains. Farmers can engage with local, regional, and sometimes international markets, depending on the products. The integration of agroforestry products into value chains often requires coordination with cooperatives, processors, and retailers, which can improve market access and bargaining power. This connectivity enhances the economic viability and scalability of agroforestry systems.

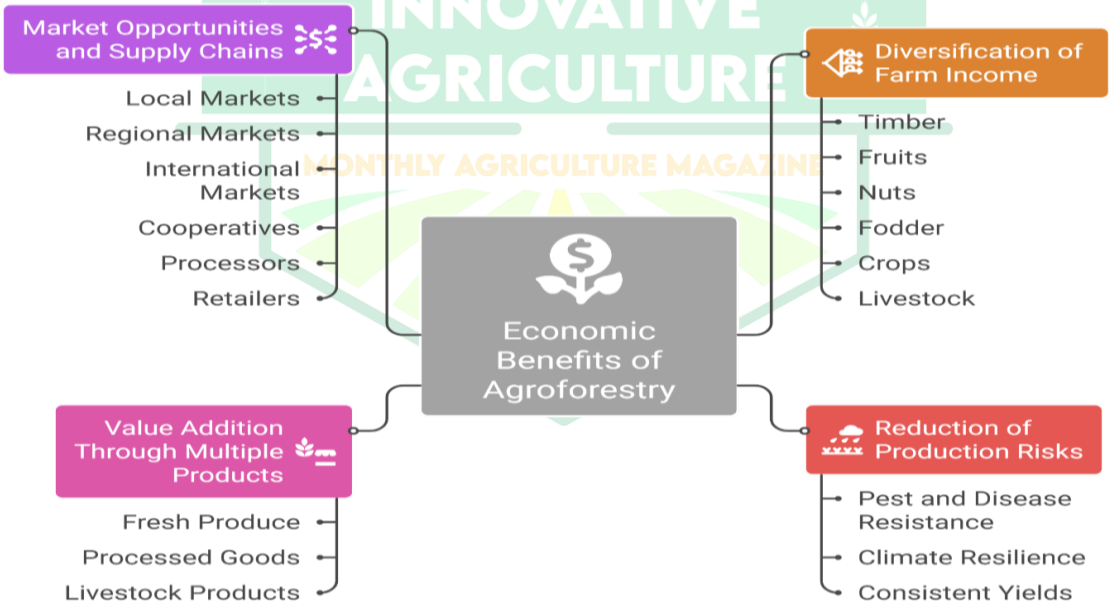

Figure 1: Economic Benefits of Agroforestry

4. Environmental Sustainability through Agroforestry

4.1 Soil fertility improvement

Agroforestry enhances soil fertility through multiple mechanisms, including the addition of organic matter from tree litter and root biomass. Trees with nitrogen-fixing capabilities enrich soil nitrogen levels, reducing the need for synthetic fertilizers. The deep rooting systems of trees access nutrients from subsoil layers, which are recycled

to the surface through leaf fall and root turnover. These processes improve soil structure, increase microbial activity, and enhance nutrient availability for crops, leading to sustained productivity.

4.2 Carbon sequestration and climate mitigation

Agroforestry contributes significantly to carbon sequestration by storing carbon in tree biomass and soil organic matter. The integration of perennial woody plants captures atmospheric carbon dioxide, mitigating greenhouse gas emissions. This carbon storage helps offset agricultural emissions and supports climate change adaptation strategies. Additionally, agroforestry systems improve microclimate conditions, reducing temperature extremes and enhancing resilience to climate variability.

4.3 Water resource management

Trees in agroforestry systems play a crucial role in water conservation and management. Their roots improve soil porosity and water infiltration, reducing surface runoff and erosion. Canopy cover decreases evaporation rates and shields soil from direct sunlight, helping retain soil moisture. Some species contribute to groundwater recharge by facilitating water percolation. These factors collectively enhance water availability for crops and livestock, supporting productivity in water-scarce environments.

4.4 Habitat preservation and ecosystem services

Agroforestry promotes habitat preservation by creating diverse ecological niches within agricultural landscapes. The multilayered vegetation structure supports a wide range of flora and fauna, including pollinators, natural pest predators, and soil organisms. These organisms provide essential ecosystem services such as pollination, biological pest control, and nutrient cycling. By maintaining biodiversity, agroforestry strengthens ecosystem resilience and contributes to broader conservation goals.

5. Management Practices for Enhancing Productivity

5.1 Species selection and spatial arrangement

Effective agroforestry management begins with selecting appropriate tree, crop, and livestock species suited to local environmental conditions and farmer objectives. Species are chosen based on compatibility, growth habits, and resource needs to minimize competition and maximize complementary interactions. Spatial arrangement involves planning the layout, such as row spacing and planting density, to optimize light interception, root distribution, and nutrient use, thereby improving overall system productivity.

5.2 Agroforestry design and planning

Design and planning are critical for integrating multiple components harmoniously. This includes assessing site characteristics, climate, soil type, and water availability. Planning considers temporal aspects such as crop rotation and tree growth stages to ensure sustainable resource use. Effective design incorporates buffer zones, contour planting, and appropriate infrastructure to support system functions and reduce risks like erosion and pest outbreaks.

5.3 Pest and disease management

Integrated pest and disease management in agroforestry relies on ecological principles to reduce reliance on chemical inputs. Biodiversity within the system enhances natural pest control by supporting predator populations and disrupting pest life cycles. Cultural practices such as intercropping and temporal diversification reduce pest habitats. Monitoring and timely interventions, combined with resistant species selection, help maintain plant and animal health while preserving environmental quality.

5.4 Sustainable harvesting techniques

Sustainable harvesting ensures that tree and crop yields do not compromise long-term system health. Techniques include selective pruning, coppicing, and rotational harvesting to maintain tree vigor and soil cover. Harvest timing is optimized to balance product quality and regeneration capacity. For livestock, grazing management such as rotational grazing prevents overgrazing and soil degradation. These practices sustain productivity and ecological functions over time.

6. Challenges and Future Prospects

6.1 Socioeconomic and institutional barriers

Agroforestry adoption faces challenges including limited access to land, credit, and markets. Institutional constraints such as unclear land tenure and inadequate extension services hinder farmer participation.

Socioeconomic factors like labor availability, knowledge gaps, and cultural preferences also affect uptake. Addressing these barriers requires coordinated policy and community engagement to create enabling environments for agroforestry expansion.

6.2 Knowledge gaps and research needs

Despite its benefits, agroforestry systems require further research to optimize species combinations, management practices, and economic models. Knowledge gaps exist in understanding long-term ecological impacts, carbon accounting, and socio-economic outcomes. Research is needed to develop locally adapted technologies, improve pest and disease control, and quantify ecosystem services to support evidence-based decision-making.

6.3 Policy support and extension services

Effective policy frameworks and extension services are essential to promote agroforestry adoption. Policies should incentivize sustainable practices through subsidies, technical support, and market development. Extension services play a vital role in knowledge dissemination, capacity building, and facilitating farmer networks. Strengthening institutional support helps overcome barriers and fosters innovation and scaling of agroforestry systems.

6.4 Innovations and technological advancements

Emerging innovations such as remote sensing, precision agriculture, and improved plant breeding offer opportunities to enhance agroforestry productivity and monitoring. Technological advancements enable better resource management, pest detection, and yield forecasting. Digital platforms facilitate knowledge exchange and market access. Integrating these technologies with traditional knowledge can accelerate agroforestry adoption and improve sustainability outcomes.

References

Awazi, N.P. and Tchamba, N.M., 2019. Enhancing agricultural sustainability and productivity under changing climate conditions through improved agroforestry practices in smallholder farming systems in sub-Saharan Africa. *African Journal of Agricultural Research*, *14*(7), pp.379-388.

Neupane, R.P. and Thapa, G.B., 2001. Impact of agroforestry intervention on soil fertility and farm income under the subsistence farming system of the middle hills, Nepal. *Agriculture, ecosystems & environment*, *84*(2), pp.157-167.

Kassie, G. W. (2017). Agroforestry and farm income diversification: synergy or trade-off? The case of Ethiopia. *Environmental Systems Research*, *6*(1), 8.

Singh, S., & Singh, G. (2024). Agroforestry for sustainable development: Assessing frameworks to drive agricultural sector growth. *Environment, Development and Sustainability*, *26*(9), 22281-22317.

Suparwata, D.O., Indrianti, M.A., Mokoginta, M.M., Mokoolang, S. and Ulfiasih, 2022, November. Agroforestry farming system: Measuring its development in financial feasibility aspects. In *IOP Conference Series: Earth and Environmental Science* (Vol. 1104, No. 1, p. 012007). IOP Publishing.

Dhakal, A., Cockfield, G., & Maraseni, T. N. (2012). Evolution of agroforestry based farming systems: a study of Dhanusha District, Nepal. *Agroforestry Systems*, *86*(1), 17-33.

INNOVATIVE AGRICULTURE
www.innovativeagriculture.in
ISSN : 3048 - 989X

Autonomous Weeding Robots for Organic Farming: Efficiency, Sustainability and Cost Analysis

Sidhartha Mishra

Ph.D. Research Scholar, Department of Soil Science, Sardar Vallabhbhai Patel University of Agriculture and Technology, Modipuram-Meerut, Uttarpradesh (250110)

1. Introduction to Autonomous Weeding Robots in Organic Farming

1.1 Overview of organic farming challenges

Organic farming relies on natural processes and prohibits synthetic chemicals, creating significant challenges in weed control. Weeds compete with crops for essential resources such as nutrients, water, and sunlight, which can reduce yields and degrade crop quality. Manual weeding is labor-intensive and time-consuming, often inadequate for large-scale operations. Additionally, organic certification standards limit the use of mechanical or chemical weed control, necessitating innovative and sustainable weed management solutions.

1.2 Role of autonomous robots in modern agriculture

Autonomous robots introduce automation to labor-intensive agricultural tasks like weeding. Equipped with advanced sensors, computer vision, and AI, these robots can precisely identify and remove weeds without harming crops. Their use reduces dependence on manual labor and chemical herbicides, increasing efficiency and sustainability. In organic farming, autonomous robots align with ecological principles and regulatory requirements, offering a technology-driven solution compatible with organic standards.

1.3 Importance of weed management without chemicals

Effective weed control without herbicides is essential in organic farming to maintain soil health and prevent chemical residues in food products. Chemical-free weed management supports biodiversity, preserves beneficial soil microorganisms, and prevents contamination of water bodies. Autonomous weeding robots enable targeted mechanical or thermal weed removal, reducing crop stress and fostering healthier growth environments while adhering to organic farming regulations.

1.4 Objectives and scope of autonomous weeding technology

The main objective of autonomous weeding technology is to deliver precise, efficient, and sustainable weed control tailored for organic farming systems. This includes minimizing crop damage, lowering labor costs, and enhancing farm productivity. The scope covers the integration of AI for accurate weed recognition, improved mobility across diverse terrains, and compatibility with various crop types. The technology aims to facilitate scalable organic farming and contribute to sustainable agriculture goals.

2. Efficiency of Autonomous Weeding Robots

2.1 Mechanisms of weed detection and removal

Autonomous weeding robots use high-resolution cameras, multispectral sensors, and AI-driven image processing to accurately distinguish weeds from crops. Machine learning models analyze plant morphology and spectral data in real-time to identify weeds. Weed removal methods include mechanical uprooting, cutting blades, or thermal devices that destroy weeds without chemicals, ensuring precision and minimal crop disturbance.

2.2 Comparison with traditional manual weeding methods

Compared to manual weeding, autonomous robots offer greater speed, consistency, and endurance. Manual weeding is labor-intensive and prone to human error or fatigue, while robots can operate continuously with uniform accuracy. This reduces labor expenses and improves weed control effectiveness, especially over large or hard-to-access fields. Robots also enable operations under conditions or times when manual labor is limited, enhancing flexibility.

2.3 Operational speed and coverage capacity

These robots are designed to efficiently cover large farm areas, balancing thorough weed detection with removal speed. Autonomous navigation using GPS and obstacle avoidance allows systematic coverage without

supervision. This results in increased daily coverage compared to manual labor, enabling timely weed management critical for crop health and yield.

2.4 Impact on crop yield and quality

Precise and timely weed control by autonomous robots reduces competition for resources, improving crop growth and yield. Unlike mechanical tillage or indiscriminate herbicide use, these robots minimize crop damage, preserving plant health and quality. Effective weed management also lowers pest and disease incidence linked to weed proliferation, contributing to overall farm productivity.

3. Sustainability Benefits

3.1 Reduction in herbicide use and environmental impact

Autonomous weeding robots significantly reduce or eliminate the use of chemical herbicides, lowering soil and water contamination risks. This mitigates environmental harm associated with synthetic chemicals, such as toxicity to non-target organisms and the emergence of herbicide-resistant weeds.

3.2 Soil health preservation through precise weeding

Targeted mechanical or thermal weed removal preserves soil structure and microbial communities better than broad-spectrum chemicals or intensive tillage. Precision minimizes soil disturbance, maintaining organic matter and nutrient cycling essential for long-term soil fertility and ecosystem resilience.

3.3 Energy consumption and carbon footprint of robots

Although autonomous robots consume energy, advances in battery technology and power management optimize their efficiency. When compared to the environmental costs of chemical production, application, and manual labor transport, robots can offer a lower overall carbon footprint, particularly when powered by renewable energy sources.

3.4 Contribution to biodiversity and ecosystem balance

By avoiding herbicides and reducing soil disturbance, autonomous weeding robots support beneficial insects, pollinators, and soil fauna conservation. Maintaining weed populations at manageable levels rather than complete eradication promotes habitat heterogeneity, fostering a balanced agroecosystem that enhances resilience to pests and climate variability.

Table 1. Sustainability Benefits of Autonomous Weeding Robots

Benefit Area	Key Processes / Features	Mechanism / Principle	Outcomes / Impacts
Reduced Herbicide Use	Minimal or no chemical application	Mechanical/thermal weed control	Lower soil & water pollution, reduced resistance
Soil Health Preservation	Precision weeding, low disturbance	Maintains soil structure and microbes	Improved soil fertility and resilience
Energy & Carbon Efficiency	Battery-powered, optimized energy use	Reduced reliance on chemical production	Lower overall carbon footprint
Biodiversity Enhancement	Limited disturbance, selective weeding	Conservation of beneficial organisms	Improved ecosystem balance
Reduced Chemical Dependency	Sustainable weed control methods	Replacement of synthetic herbicides	Eco-friendly farming
Precision Agriculture	AI-based targeting and automation	Site-specific weed removal	Efficient resource use
Climate Resilience	Reduced environmental stress	Sustainable field management practices	Adaptation to climate variability
Long-term Sustainability	Integrated eco-friendly approach	Balanced agroecosystem management	Sustainable crop production

4. Cost Analysis of Autonomous Weeding Robots

4.1 Initial investment and setup cost

The upfront costs of autonomous weeding robots include the purchase price of the robotic units, installation, and integration with existing farm infrastructure. These costs can be substantial due to the advanced sensors, AI systems, and durable mechanical components required. Additional expenses may arise from training farm

personnel to operate and maintain the technology. The initial investment is a critical consideration, especially for small-scale organic farms with limited capital.

4.2 Maintenance and operational expenses

Ongoing costs encompass routine maintenance, software updates, battery replacement, and repairs. Operational expenses also include energy consumption and potential costs related to calibrating sensors for different crop types or field conditions. Efficient maintenance protocols are essential to ensure reliability and prolong the operational lifespan of the robots, thereby optimizing return on investment.

4.3 Cost savings over time compared to manual labor

Autonomous weeding robots can reduce labor costs significantly by replacing or supplementing manual weeding efforts. Over time, savings accrue from decreased labor hours, reduced need for seasonal workers, and minimized crop losses due to more precise weed control. These savings can offset the initial investment and operational costs, making the technology economically viable in the medium to long term.

4.4 Economic feasibility for small and large organic farms

The economic feasibility varies by farm size and resource availability. Large organic farms benefit from economies of scale, where the high initial cost is spread over extensive acreage, making autonomous robots cost-effective. Conversely, small farms may face financial barriers but could leverage cooperative ownership models or service-based approaches to access the technology. Assessing cost-benefit scenarios tailored to farm scale is vital for adoption decisions.

5. Technological Components and Innovations

5.1 Sensors and AI algorithms for weed identification

Autonomous weeding robots utilize a suite of sensors, including RGB cameras, multispectral and hyperspectral imaging, and LiDAR, to capture detailed field data. AI algorithms process this data to distinguish weeds from crops by analyzing shape, color, texture, and spectral signatures. Machine learning models continuously improve accuracy through training on diverse datasets, enabling real-time, precise weed detection under varying environmental conditions.

5.2 Navigation and mobility systems

Robots are equipped with GPS, inertial measurement units (IMUs), and obstacle detection sensors to navigate complex farm terrains autonomously. Advanced path-planning algorithms optimize routes for complete field coverage while avoiding obstacles such as rocks, irrigation equipment, and uneven ground. Mobility systems include all-terrain wheels or tracks designed to minimize soil compaction and maintain stability on slopes or soft soils.

5.3 Integration with farm management software

Integration with digital farm management platforms allows seamless data exchange for operational planning, monitoring, and reporting. This connectivity enables farmers to schedule robotic weeding tasks, track performance metrics, and analyze weed infestation patterns. Such integration supports precision agriculture practices by linking robotic operations with other farm activities like planting, irrigation, and harvesting.

5.4 Advances in battery life and power management

Battery technology advancements, including higher energy density lithium-ion cells and improved power management systems, extend operational duration and reduce downtime. Some robots incorporate solar charging or swappable battery packs to enhance field endurance. Efficient energy use is critical to maintaining continuous operation and minimizing environmental impact, especially when robots are deployed on large farms.

6. Challenges and Limitations

6.1 Technical constraints and reliability issues

Technical challenges include sensor limitations under varying light and weather conditions, occasional misidentification of crops as weeds, and mechanical failures of weeding tools. Ensuring consistent performance across diverse environmental settings remains a key hurdle. Reliability issues can lead to crop damage or incomplete weed removal, affecting farmer trust and technology adoption.

6.2 Adaptability to diverse crop types and terrains

Robots must be adaptable to a wide range of organic crops with differing plant architectures and growth stages. Variability in soil types, slopes, and field conditions also complicates robot mobility and weed detection accuracy. Developing modular designs and customizable software is essential to broaden applicability across diverse organic farming systems.

6.3 Economic barriers for widespread adoption

High upfront costs and uncertain return on investment limit accessibility for many organic farmers, especially smallholders. Lack of financing options, limited technical support, and insufficient awareness about benefits further constrain adoption. Addressing these economic barriers requires innovative business models, subsidies, or cooperative ownership schemes.

6.4 Regulatory and safety considerations

Compliance with agricultural machinery regulations, safety standards, and organic certification requirements is necessary. Autonomous operation raises concerns regarding liability, operator oversight, and safe interaction with farmworkers and animals. Regulatory frameworks must evolve to address these issues and facilitate responsible deployment.

Table 2. Challenges and Limitations of Autonomous Weeding Robots

Challenge Area	Key Issues / Constraints	Mechanism / Cause	Impacts / Implications
Technical Constraints	Sensor errors, misidentification, failures	Light/weather variability, hardware limits	Crop damage, incomplete weed removal
Adaptability Issues	Crop diversity, terrain variability	Differences in plant structure & soil types	Reduced efficiency across systems
Economic Barriers	High cost, limited access to finance	Expensive technology and infrastructure	Low adoption among smallholders
Regulatory & Safety Concerns	Compliance, liability, safety risks	Lack of clear policies and standards	Delayed deployment and farmer hesitation
Data & AI Limitations	Training data gaps, algorithm errors	Incomplete datasets	Reduced accuracy in weed detection
Maintenance Requirements	Repairs, calibration, updates	Complex machinery and software	Increased operational costs
Skill Gap	Need for trained operators	Lack of technical knowledge	Adoption challenges
Infrastructure Limitations	Power, connectivity issues	Rural technological constraints	Limited field usability

7. Future Directions and Potential Developments

7.1 Improvements in AI and machine learning for better accuracy

Ongoing advances in AI, including deep learning and computer vision, will enhance weed-crop differentiation accuracy and adaptiveness to new weed species or environmental conditions. Continuous learning capabilities and larger training datasets will reduce errors and improve operational reliability.

7.2 Expansion to multifunctional robotic platforms

Future robots may integrate multiple functions beyond weeding, such as planting, monitoring crop health, applying organic fertilizers, or harvesting. Multifunctional platforms increase utility and cost-effectiveness, supporting comprehensive farm automation aligned with organic practices.

7.3 Collaboration with other sustainable farming technologies

Integration with complementary technologies like drones, soil sensors, and precision irrigation systems will enable holistic farm management. Data sharing across platforms can optimize resource use, improve decision-making, and enhance sustainability outcomes.

7.4 Prospects for scalability and global adoption

Scaling autonomous weeding technology requires reducing costs, improving adaptability, and developing supportive infrastructure worldwide. Tailoring solutions to regional crops, climates, and farming practices will facilitate broader adoption. Partnerships between technology developers, farmers, and policymakers will be crucial to realizing global sustainable agriculture goals.

Conclusion

Autonomous weeding robots represent a significant advancement for organic farming by addressing key challenges in weed management without relying on synthetic chemicals. Their precise detection and removal capabilities enhance operational efficiency, reduce labor dependency, and minimize environmental impact. These robots contribute to sustainability by preserving soil health, reducing herbicide use, and supporting biodiversity. While initial investment and maintenance costs can be substantial, long-term savings and improved crop yields offer economic viability, particularly for larger farms or cooperative models. Technological innovations in sensors, AI, navigation, and power management continue to improve performance and adaptability across diverse crops and terrains. However, challenges remain, including technical reliability, economic barriers, and regulatory considerations. Future developments focusing on AI accuracy, multifunctional platforms, and integration with other sustainable technologies will expand their utility and appeal. Scaling these technologies globally requires cost reduction, tailored solutions for regional conditions, and collaborative efforts among stakeholders. Overall, autonomous weeding robots hold strong potential to advance sustainable, efficient, and economically feasible organic farming practices worldwide, aligning with broader goals of environmental stewardship and food security.

References

Krupanek, J., de Santos, P. G., Emmi, L., Wollweber, M., Sandmann, H., Scholle, K., ... & Andreasen, C. (2024). Environmental performance of an autonomous laser weeding robot—A case study. The International Journal of Life Cycle Assessment, 29(6), 1021-1052.

Vahdanjoo, M., Gislum, R., & Sørensen, C. A. G. (2023). Operational, economic, and environmental assessment of an agricultural robot in seeding and weeding operations. AgriEngineering, 5(1), 299-324.

Sørensen, C. G., Madsen, N. A., & Jacobsen, B. H. (2005). Organic farming scenarios: operational analysis and costs of implementing innovative technologies. Biosystems engineering, 91(2), 127-137.

Saidani, M., Pan, E., Kim, H., Greenlee, A., Wattonville, J., Yannou, B., Leroy, Y. and Cluzel, F., 2020. Assessing the environmental and economic sustainability of autonomous systems: A case study in the agricultural industry. Procedia CIRP, 90, pp.209-214.

Raffik, R., Mayukha, S., Hemchander, J., Abishek, D., Tharun, R., & Kumar, S. D. (2021, October). Autonomous weeding robot for organic farming fields. In 2021 international conference on advancements in electrical, electronics, communication, computing and automation (ICAECA) (pp. 1-4). IEEE.

Venuraj, S., Suresh, N. R. V., & Govindaraj, M. (2024, November). Development and implementation of robots for various farming tasks and its impact on cost-effectiveness and efficiency–An automation perspective. In AIP Conference Proceedings (Vol. 3192, No. 1, p. 020006). AIP Publishing LLC.

INNOVATIVE AGRICULTURE
www.innovativeagriculture.in
ISSN : 3048 - 989X

Biocontrol Potential of Rhizosphere Microbes Against Soil-Borne Pathogens

Ratnesh Mishra

Technical Assistant Grade-I, Food Corporation of India, Government of India

Abstract

Recent advances in molecular biology and omics technologies have revolutionized the selection and monitoring of rhizosphere microbes for biocontrol applications. Techniques such as metagenomics and metatranscriptomics enable comprehensive profiling of microbial communities, revealing functional genes and active metabolic pathways involved in pathogen suppression. Genome editing tools facilitate the development of tailored microbial inoculants with enhanced biocontrol traits. These molecular approaches provide precise identification of effective microbes, improving the consistency and efficacy of biocontrol agents in field conditions. Furthermore, they allow real-time tracking of microbial populations and their interactions within the rhizosphere, enabling better understanding and optimization of biocontrol strategies. The integration of these technologies accelerates the advancement of sustainable agricultural practices by supporting the development of microbial consortia with complementary functions. Overall, molecular tools are critical for overcoming current challenges in rhizosphere microbe-based biocontrol and hold significant promise for enhancing crop protection and soil health.

1. Diversity and Composition of Rhizosphere Microbial Communities

1.1 Overview of microbial taxa in the rhizosphere

The rhizosphere hosts a complex and dynamic community of microorganisms including bacteria, fungi, archaea, and protozoa. These taxa vary widely in their taxonomy and function, with bacterial groups such as Proteobacteria, Actinobacteria, and Firmicutes commonly dominating. Fungal communities often include saprophytic and mycorrhizal species that contribute to nutrient cycling and plant health. The diversity within these microbial communities is critical for maintaining soil ecosystem functions and plant productivity.

1.2 Factors influencing microbial diversity

Microbial diversity in the rhizosphere is influenced by multiple biotic and abiotic factors. Plant root exudates serve as selective substrates shaping microbial populations by providing carbon sources and signaling molecules. Soil physicochemical properties such as pH, texture, moisture, and nutrient availability also play significant roles. Additionally, environmental conditions, seasonal variations, and agricultural management practices impact the diversity and stability of these communities.

Table 1. Biotic Factors Influencing Microbial Diversity

Factor	Key Components / Examples	Mechanism / Influence	Outcomes / Effects
Plant Root Exudates	Sugars, amino acids, organic acids	Provide carbon sources and signaling cues	Selective growth of specific microbes
Plant Genotype	Crop species/variety	Determines exudate composition	Variation in microbial community structure
Microbial Interactions	Competition, symbiosis, antagonism	Microbe–microbe relationships	Community balance and stability
Root Architecture	Root length, density	Influences rhizosphere zone extent	Enhanced microbial colonization

1.3 Interactions among rhizosphere microbes

Microbial interactions in the rhizosphere include synergistic, antagonistic, and competitive relationships. These interactions regulate community structure and function, influencing nutrient cycling, pathogen suppression, and plant growth promotion. Cooperation among microbes can enhance biofilm formation and resource sharing, while antagonism often involves production of inhibitory compounds to outcompete pathogens or other microbes. Such complex microbial networks contribute to the resilience and biocontrol potential of the rhizosphere.

1.4 Impact of soil type and plant species on microbial composition

Soil type determines the baseline microbial community through its inherent physical and chemical characteristics, influencing microbial colonization and activity. Different plant species shape rhizosphere microbial composition via species-specific root exudates and root architecture, which select for distinct microbial assemblages. This plant-soil-microbe interplay results in unique microbial communities adapted to specific environmental niches, affecting the efficacy of biocontrol agents against soil-borne pathogens.

2. Mechanisms of Biocontrol by Rhizosphere Microbes

2.1 Production of antimicrobial compounds

Rhizosphere microbes produce a variety of antimicrobial metabolites including antibiotics, lipopeptides, phenazines, and hydrogen cyanide. These compounds inhibit or kill soil-borne pathogens by disrupting cell membranes, interfering with metabolic pathways, or generating reactive oxygen species. The production of such bioactive molecules is a primary mechanism through which beneficial microbes suppress pathogen growth and protect plant roots.

2.2 Competition for nutrients and niches

Beneficial rhizosphere microbes limit pathogen establishment by competing for essential nutrients such as iron, carbon sources, and space on root surfaces. Through rapid colonization and efficient resource utilization, these microbes reduce pathogen access to vital growth factors, thereby suppressing their proliferation. This competitive exclusion is a crucial ecological strategy that maintains a healthy microbial balance in the rhizosphere.

2.3 Induction of systemic resistance in plants

Certain rhizosphere microbes trigger induced systemic resistance (ISR) in plants, enhancing their innate defense mechanisms. ISR involves priming plant immune responses, leading to faster and stronger activation upon pathogen attack. This mechanism is mediated by microbial elicitors such as lipopolysaccharides, flagellin, and siderophores, which activate signaling pathways involving jasmonic acid and ethylene. ISR provides broad-spectrum protection against diverse soil-borne pathogens.

2.4 Enzymatic degradation of pathogen structures

Rhizosphere microbes secrete hydrolytic enzymes such as chitinases, glucanases, and proteases that degrade the cell walls and structural components of fungal and bacterial pathogens. This enzymatic breakdown compromises pathogen integrity, leading to lysis and reduced infectivity. Enzyme production complements other biocontrol mechanisms by directly targeting pathogen physical defenses.

Table 2. Mechanisms of Biocontrol by Rhizosphere Microbes

Mechanism	Key Agents / Factors	Mode of Action	Outcomes / Effects
Antimicrobial Production	Antibiotics, lipopeptides, phenazines, HCN	Disrupt pathogen membranes and metabolism	Inhibition and suppression of pathogens
Nutrient & Niche Competition	Iron, carbon sources, root colonization	Competitive exclusion of pathogens	Reduced pathogen establishment
Induced Systemic Resistance (ISR)	Microbial elicitors (LPS, flagellin, siderophores)	Activation of plant defense pathways	Enhanced plant immunity and resistance
Enzymatic Degradation	Chitinases, glucanases, proteases	Breakdown of pathogen cell structures	Pathogen lysis and reduced infectivity
Siderophore Production	Iron-chelating compounds	Limits iron availability to pathogens	Suppressed pathogen growth
Volatile Compounds	VOCs	Toxic/inhibitory effects on pathogens	Reduced pathogen proliferation
Biofilm Formation	Microbial root colonization	Physical barrier on root surface	Protection of plant roots
Microbial Community Balance	Beneficial microbial dominance	Maintains ecological stability	Healthy rhizosphere ecosystem

3. Role of Beneficial Bacteria in Suppressing Soil-Borne Pathogens

3.1 Functions of Pseudomonas spp. and Bacillus spp.

Pseudomonas and Bacillus species are prominent biocontrol agents due to their metabolic versatility and adaptability. They promote plant growth and suppress pathogens through multiple mechanisms including antibiotic production, siderophore secretion, and biofilm formation. Their ability to colonize roots effectively and persist in the rhizosphere makes them reliable candidates for biocontrol applications.

3.2 Siderophore-mediated iron sequestration

Beneficial bacteria produce siderophores high-affinity iron-chelating compounds that sequester iron from the soil environment. This deprives pathogens of this essential micronutrient, limiting their growth and virulence. Siderophore production also facilitates iron uptake by host plants, indirectly enhancing their health and resistance to infections.

3.3 Biofilm formation and root colonization

Biofilm formation by beneficial bacteria on root surfaces enhances their colonization efficiency and persistence in the rhizosphere. Biofilms provide a protective niche against environmental stresses and facilitate cooperative interactions among microbial cells. This stable colonization is critical for sustained biocontrol activity and effective suppression of soil-borne pathogens.

3.4 Antibiotic production and pathogen inhibition

Pseudomonas and Bacillus spp. synthesize a broad spectrum of antibiotics including phenazines, pyoluteorin, and bacillomycin. These compounds inhibit pathogen growth by targeting cellular processes such as DNA replication, protein synthesis, and membrane integrity. Antibiotic production is a direct antagonistic mechanism that reduces pathogen populations in the rhizosphere.

4. Contribution of Fungal Rhizosphere Microbes to Disease Suppression

4.1 Antagonistic activity of Trichoderma species

Trichoderma species are well-known fungal biocontrol agents that antagonize soil-borne pathogens through multiple mechanisms. They rapidly colonize the rhizosphere and compete for space and nutrients, effectively limiting pathogen establishment. Trichoderma produces a range of secondary metabolites and enzymes that inhibit pathogen growth, including antibiotics, volatile compounds, and cell wall-degrading enzymes. Their antagonistic activity helps reduce disease incidence and severity in various crops.

4.2 Mycoparasitism and pathogen degradation

Fungal rhizosphere microbes, particularly Trichoderma and other mycoparasitic fungi, directly attack pathogenic fungi by recognizing, coiling around, and penetrating pathogen hyphae. This mycoparasitic interaction involves secretion of lytic enzymes such as chitinases, glucanases, and proteases that degrade the cell walls of pathogens, leading to their destruction. This targeted degradation disrupts pathogen viability and limits their ability to infect host plants.

4.3 Enhancement of plant defense responses

Fungal rhizosphere microbes can induce systemic resistance in plants by eliciting defense signaling pathways. Colonization by beneficial fungi stimulates the production of plant defense-related enzymes and compounds such as phenolics, phytoalexins, and pathogenesis-related proteins. This priming of plant immunity enables faster and stronger defense responses upon pathogen attack, contributing to broad-spectrum disease resistance.

4.4 Production of volatile organic compounds

Certain fungal rhizosphere microbes emit volatile organic compounds (VOCs) that have antimicrobial properties. These VOCs can inhibit the growth of soil-borne pathogens at a distance, reducing their proliferation without direct contact. VOCs also influence plant growth and stress tolerance, indirectly supporting plant health and resistance. The production of VOCs adds an additional layer of biocontrol through chemical signaling and pathogen suppression.

5. Environmental and Agronomic Factors Affecting Biocontrol Efficiency

5.1 Influence of soil pH and moisture

Soil pH and moisture critically affect the survival, activity, and interactions of rhizosphere microbes. Optimal pH ranges vary among microbial taxa, influencing their growth and metabolite production. Similarly, soil moisture affects microbial mobility, nutrient diffusion, and root colonization. Extremes in pH or moisture can reduce biocontrol efficacy by limiting microbial viability or altering community composition.

5.2 Impact of agricultural practices on microbial populations

Agricultural management practices such as tillage, pesticide application, and fertilization significantly influence rhizosphere microbial communities. Intensive tillage disrupts soil structure and microbial habitats, while pesticides may have non-target effects on beneficial microbes. Fertilizer type and application rates alter nutrient availability, shaping microbial diversity and function. Sustainable practices that conserve microbial habitats enhance biocontrol potential.

5.3 Role of organic amendments and crop rotation

Organic amendments like compost and manure enrich soil organic matter and provide substrates that stimulate beneficial microbial growth. These amendments can increase microbial diversity and activity, supporting biocontrol agents. Crop rotation disrupts pathogen life cycles and promotes diverse microbial communities by varying root exudates and soil conditions. Together, these practices improve soil health and enhance the stability and effectiveness of biocontrol microbes.

5.4 Effects of temperature and nutrient availability

Temperature influences microbial metabolism, growth rates, and enzymatic activities, with optimal ranges varying among species. Fluctuations outside these ranges can reduce biocontrol efficiency. Nutrient availability, particularly of carbon, nitrogen, and micronutrients, governs microbial proliferation and secondary metabolite production. Balanced nutrient levels favor beneficial microbes and their antagonistic functions against pathogens.

6. Challenges and Future Prospects in Rhizosphere Microbe-Based Biocontrol

6.1 Limitations in field application and consistency

Despite promising laboratory results, rhizosphere microbe-based biocontrol often faces challenges in field conditions due to environmental variability, microbial competition, and inconsistent colonization. Factors such as soil heterogeneity, climate fluctuations, and complex microbial interactions can reduce the reliability and reproducibility of biocontrol outcomes, limiting widespread adoption.

6.2 Development of microbial consortia for enhanced efficacy

Combining multiple beneficial microbial strains into consortia can improve biocontrol efficacy by leveraging complementary mechanisms and synergistic interactions. Microbial consortia may provide broader pathogen suppression, enhanced colonization, and greater environmental resilience compared to single strains. Designing stable and effective consortia requires understanding microbial compatibility and functional traits.

6.3 Integration with sustainable agricultural practices

Incorporating rhizosphere microbial biocontrol into integrated pest management and sustainable farming systems can reduce reliance on chemical pesticides and improve soil health. Practices such as reduced tillage, organic amendments, and diversified cropping systems support beneficial microbial communities and enhance biocontrol potential. This integration aligns with goals of environmental conservation and sustainable crop production.

6.4 Advances in molecular tools for microbial selection and monitoring

Recent developments in molecular biology and omics technologies enable precise identification, selection, and monitoring of effective biocontrol microbes. Techniques such as metagenomics, metatranscriptomics, and genome editing facilitate understanding microbial functions and interactions in the rhizosphere. These tools accelerate the development of tailored microbial inoculants and improve tracking of their performance in the field.

Conclusion

Advances in molecular biology and omics technologies have significantly enhanced the study and application of rhizosphere microbes for biocontrol against soil-borne pathogens. Techniques such as metagenomics, metatranscriptomics, and genome editing provide detailed insights into microbial community composition, functional capabilities, and interactions within the rhizosphere. These tools enable precise selection and engineering of microbial strains with improved biocontrol traits, facilitating the development of tailored inoculants. Moreover, molecular monitoring allows real-time tracking of microbial populations and their efficacy under field conditions, addressing challenges related to consistency and environmental variability. Integrating these molecular approaches with sustainable agricultural practices supports the design of effective microbial consortia and promotes soil health. Overall, the convergence of advanced molecular tools and ecological understanding is pivotal for overcoming current limitations in rhizosphere microbe-based biocontrol, offering promising prospects for enhanced crop protection and sustainable disease management.

References

Abdelaziz, A. M., Hashem, A. H., El-Sayyad, G. S., El-Wakil, D. A., Selim, S., Alkhalifah, D. H., & Attia, M. S. (2023). Biocontrol of soil borne diseases by plant growth promoting rhizobacteria. Tropical Plant Pathology, 48(2), 105-127.

Weller, D. M. (1988). Biological control of soilborne plant pathogens in the rhizosphere with bacteria. Annual review of phytopathology, 26(1), 379-407.

Labuschagne, N., Pretorius, T., & Idris, A. H. (2010). Plant growth promoting rhizobacteria as biocontrol agents against soil-borne plant diseases. In Plant growth and health promoting bacteria (pp. 211-230). Berlin, Heidelberg: Springer Berlin Heidelberg.

Chet, I., Ordentlich, A., Shapira, R., & Oppenheim, A. (1990). Mechanisms of biocontrol of soil-borne plant pathogens by rhizobacteria. Plant and soil, 129(1), 85-92.

Deacon, J. W., & Berry, L. A. (1993). Biocontrol of soil-borne plant pathogens: Concepts and their application. Pesticide Science, 37(4), 417-426.

Niu, B., Wang, W., Yuan, Z., Sederoff, R. R., Sederoff, H., Chiang, V. L., & Borriss, R. (2020). Microbial interactions within multiple-strain biological control agents impact soil-borne plant disease. Frontiers in microbiology, 11, 585404.

INNOVATIVE AGRICULTURE
www.innovativeagriculture.in
ISSN : 3048 - 989X

Blue Economy and the Future of Sustainable Fisheries

Vikas Pathak[1], Pawan Mishra[2], Mahi[3] Ajay Kumar Meena[4]

[1]Assistant Professor, Faculty of Fisheries Science, The Neotia University
[2]M.Sc. Scholar, Genetics and Plant Breeding, Institute of Agricultural Sciences, Banaras Hindu University, Varanasi
[3]M.F.Sc. Scholar, Fisheries Resource Management, Acharya Narendra Deva University of Agriculture and Technology, Kumar Ganj, Ayodhya
[4]M.F.Sc. Scholar, Department of Aquaculture, College of Fisheries Aaravari, Kishanganj, Bihar Animal Science University, Patna

1. Conceptualizing the Blue Economy

1.1 Definition and Scope

The Blue Economy is a comprehensive framework centered on the sustainable utilization of oceanic and marine resources to foster economic growth, improve livelihoods, and generate employment, while simultaneously maintaining the health and resilience of marine ecosystems. It encompasses diverse sectors such as fisheries, aquaculture, maritime transport, coastal and marine tourism, offshore renewable energy (including wind, tidal, and wave energy), seabed mining, and biotechnology. Beyond resource extraction, the Blue Economy recognizes the ocean's critical role in providing ecosystem services like carbon sequestration, climate regulation, nutrient cycling, and habitat provision for marine biodiversity. The scope also includes the social and cultural dimensions, emphasizing equitable benefit-sharing among coastal communities, indigenous peoples, and stakeholders, thereby integrating economic, environmental, and social objectives into a unified approach.

1.2 Principles of Sustainable Use

Sustainability within the Blue Economy is underpinned by core principles that ensure the long-term viability of marine resources and ecosystems. These include ecosystem integrity, which mandates maintaining the structure and function of marine habitats; the precautionary principle, which advocates for cautious management in the face of scientific uncertainty; and intergenerational equity, ensuring that future generations inherit healthy oceans. Sustainable use also involves minimizing anthropogenic impacts through responsible harvesting, pollution control, and habitat protection. It promotes resilience by enhancing adaptive capacity to environmental changes such as climate variability and human pressures. Furthermore, it supports inclusivity and participatory governance, recognizing the rights and knowledge of local and indigenous communities as essential to effective stewardship.

1.3 Economic and Environmental Integration

The Blue Economy necessitates the integration of economic development with environmental conservation, moving beyond traditional sectoral silos. This integration involves valuing marine ecosystem services within economic frameworks, thereby internalizing environmental costs and benefits into decision-making. Tools such as ecosystem-based management (EBM) facilitate this by considering ecological relationships and cumulative impacts across sectors. Cross-sectoral coordination ensures that activities like fishing, shipping, and energy development do not undermine ecosystem health. Economic incentives and market mechanisms, including sustainable certification and blue finance, support investments that align profitability with conservation. This integrated approach balances the exploitation of marine resources with the preservation of biodiversity and ecosystem functions, fostering sustainable livelihoods and long-term economic resilience.

1.4 Policy Frameworks Supporting the Blue Economy

Robust policy frameworks are critical to operationalizing the Blue Economy's goals. These frameworks span international conventions (e.g., UNCLOS, CBD), regional agreements, and national maritime strategies that establish legal and institutional bases for sustainable ocean governance. Policies emphasize ecosystem-based management, marine spatial planning, and adaptive governance to respond to dynamic ocean conditions. Effective frameworks incorporate multi-stakeholder engagement, including governments, private sector, civil society, and local communities, to ensure legitimacy and compliance. Enforcement mechanisms, monitoring, and transparent reporting are integral to policy success. Additionally, policies promote innovation, capacity building, and knowledge exchange to support sustainable practices and technological advancement. Alignment with global agendas such as the Sustainable Development Goals (SDGs) and climate commitments further strengthens policy coherence and resource mobilization.

2. Sustainable Fisheries within the Blue Economy

2.1 Ecological Importance of Fisheries

Fisheries are foundational components of marine ecosystems, contributing significantly to biodiversity, trophic dynamics, and nutrient cycling. Fish populations regulate prey and predator relationships, maintaining ecological balance. Fisheries also support the productivity and resilience of habitats such as coral reefs, seagrass beds, and mangroves by influencing species composition and ecosystem functions. Beyond ecological roles, fisheries are critical for global food security, providing a major source of animal protein for billions. They underpin the livelihoods of millions, particularly in coastal and small-scale communities, contributing to social stability and cultural heritage. Sustainable management of fisheries is thus essential not only for ecosystem health but also for sustaining socio-economic benefits.

2.2 Balancing Harvest and Conservation

Achieving sustainability in fisheries involves carefully balancing extraction rates with conservation objectives to maintain fish stock productivity and ecosystem integrity. This balance is attained through science-based catch limits, quota systems, and effort controls informed by stock assessments and ecosystem indicators. Protecting critical habitats such as spawning and nursery grounds through spatial management tools (e.g., marine protected areas, seasonal closures) supports stock replenishment. Bycatch reduction measures and gear modifications minimize unintended impacts on non-target species and habitats. Adaptive management frameworks allow for responsive adjustments based on monitoring outcomes and environmental variability. This balance ensures that fisheries continue to provide economic returns without compromising the regenerative capacity of marine populations.

2.3 Technological Innovations for Sustainability

Technological advancements play a pivotal role in enhancing the sustainability of fisheries. Remote sensing and satellite technologies enable real-time monitoring of fishing activities, improving compliance and enforcement against illegal, unreported, and unregulated (IUU) fishing. Selective fishing gear innovations reduce bycatch and habitat damage by targeting specific species and sizes more precisely. Data analytics and machine learning facilitate improved stock assessments and predictive modeling, enhancing management decisions. Electronic reporting and traceability systems increase transparency in supply chains, supporting sustainable certification and consumer awareness. Additionally, aquaculture technologies contribute to reducing pressure on wild stocks by providing alternative sources of seafood under environmentally responsible practices.

2.4 Community Engagement and Co-management

Effective fisheries management increasingly recognizes the importance of involving local communities and stakeholders through co-management approaches. These participatory governance models share decision-making authority between government agencies and resource users, integrating scientific knowledge with traditional ecological knowledge. Community engagement fosters stewardship, compliance, and conflict resolution, enhancing the social legitimacy of management measures. Co-management supports equitable

access rights, empowers marginalized groups, and aligns conservation objectives with local socio-economic needs. Capacity building and inclusive dialogue strengthen institutional arrangements, ensuring adaptive and context-specific solutions that improve resource sustainability and community resilience.

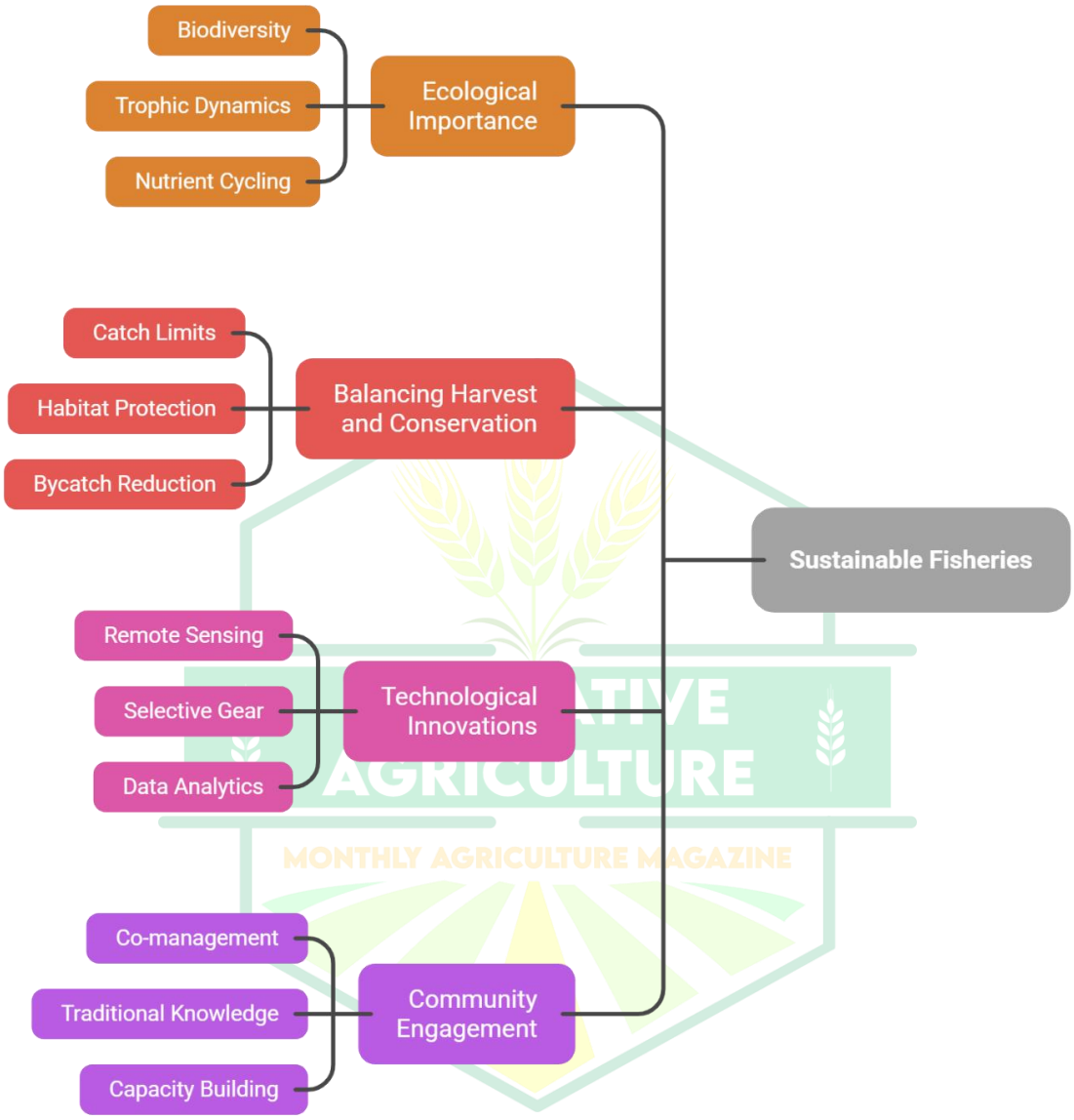

Figure 1. Sustainable Fisheries within the Blue Economy

3. Challenges to Sustainable Fisheries in the Blue Economy

3.1 Overfishing and Resource Depletion

Overfishing remains one of the most pressing challenges, characterized by harvesting fish at rates exceeding their natural reproductive capacity. This leads to stock depletion, altered species composition, and disrupted ecosystem functions. High market demand, inadequate regulation, and illegal fishing exacerbate the problem, undermining food security and economic stability. Overfishing also diminishes genetic diversity and resilience, increasing vulnerability to environmental changes. Addressing overfishing requires stringent enforcement, improved data collection, and international cooperation to manage transboundary stocks effectively.

3.2 Climate Change Impacts on Marine Ecosystems

Climate change introduces complex and multifaceted impacts on fisheries through ocean warming, acidification, deoxygenation, and altered circulation patterns. These changes shift species distributions poleward or to deeper waters, affecting the availability and productivity of traditional fishing grounds. Ocean acidification impairs calcifying organisms, disrupting food webs. Increased frequency of extreme weather events threatens infrastructure and fishing communities. Climate variability complicates stock assessments and management, necessitating flexible and adaptive strategies that incorporate climate projections and ecosystem responses to maintain sustainable yields.

3.3 Pollution and Habitat Degradation

Marine pollution from plastics, chemical contaminants, heavy metals, and nutrient runoff degrades water quality and damages critical habitats essential for fish reproduction and growth. Eutrophication leads to hypoxic zones, reducing habitat suitability. Destruction of habitats such as coral reefs, seagrasses, and mangroves through coastal development, dredging, and trawling diminishes nursery areas and biodiversity. These combined pressures weaken ecosystem resilience, impair recruitment, and reduce fisheries productivity. Mitigating pollution and protecting habitats are therefore integral to sustaining fisheries within the Blue Economy framework.

3.4 Governance and Enforcement Gaps

Sustainable fisheries management is often hampered by weak governance structures, fragmented institutional responsibilities, and limited enforcement capacity. Challenges include inadequate legal frameworks, poor inter-agency coordination, insufficient funding, and lack of technical expertise. Illegal, unreported, and unregulated (IUU) fishing undermines management efforts, distorts markets, and threatens resource sustainability. Transparency deficits and limited stakeholder participation further weaken governance. Strengthening institutional capacity, enhancing monitoring and surveillance technologies, and fostering regional and international cooperation are essential to close these gaps and ensure effective implementation of sustainability measures.

Table 1. Challenges to Sustainable Fisheries in the Blue Economy

Challenge Area	Key Issues / Drivers	Mechanism / Impact	Consequences / Implications
Overfishing & Resource Depletion	Excess harvesting, illegal fishing	Exceeds reproductive capacity	Stock decline, biodiversity loss
Climate Change Impacts	Warming, acidification, deoxygenation	Alters habitats and species distribution	Reduced productivity, shifting fisheries
Pollution & Habitat Degradation	Plastics, chemicals, eutrophication	Water quality decline, habitat destruction	Lower recruitment and ecosystem damage
Governance & Enforcement Gaps	Weak policies, IUU fishing	Poor regulation and monitoring	Unsustainable exploitation
Loss of Biodiversity	Species decline, habitat loss	Ecosystem imbalance	Reduced resilience
Economic Pressures	High demand, market forces	Overexploitation of resources	Income instability
Technological Limitations	Limited monitoring tools	Inadequate stock assessment	Poor management decisions
Social & Institutional Issues	Low stakeholder participation	Weak community involvement	Reduced compliance and sustainability

4. Opportunities for Advancing Sustainable Fisheries

4.1 Blue Economy Investment and Financing

Investment and financing play a pivotal role in scaling sustainable fisheries within the Blue Economy. Mobilizing capital from public and private sectors including impact investors, development banks, and philanthropic organizations can support infrastructure development, sustainable fishing technologies, and value chain improvements. Innovative financial instruments such as blue bonds, green loans, and blended finance mechanisms incentivize sustainable practices by aligning economic returns with environmental outcomes. Access to finance enables fishers and communities to adopt eco-friendly gear, improve post-harvest processing, and diversify income sources, thereby enhancing resilience and reducing dependency on overexploited stocks. Strategic investment also facilitates research and development to innovate sustainable aquaculture and alternative livelihoods.

4.2 Adoption of Ecosystem-Based Management

Ecosystem-based management (EBM) offers a holistic approach that considers ecological relationships, cumulative impacts, and human activities across marine ecosystems. Adopting EBM in fisheries management promotes the conservation of biodiversity and ecosystem functions while sustaining fishery yields. This approach integrates habitat protection, species interactions, and environmental variability into decision-making, moving beyond single-species management. EBM supports adaptive strategies that respond to changing conditions such as climate impacts and habitat degradation. Implementing EBM requires cross-sectoral collaboration, comprehensive data collection, and stakeholder engagement to balance ecological health with socio-economic objectives effectively.

4.3 Enhancing Data Collection and Monitoring

Robust data collection and monitoring systems are essential to inform sustainable fisheries management. Advances in remote sensing, electronic reporting, and community-based monitoring improve the accuracy and timeliness of data on fish stocks, fishing effort, and ecosystem health. Enhanced monitoring facilitates compliance with regulations, detection of illegal fishing, and adaptive management based on real-time information. Integrating traditional ecological knowledge with scientific data enriches understanding of local dynamics. Investments in capacity building for data analysis and technological infrastructure strengthen governance and enable evidence-based policy decisions that support sustainability goals.

4.4 Capacity Building and Knowledge Sharing

Building capacity among fishers, managers, and policymakers is critical to advancing sustainable fisheries. Training programs enhance skills in sustainable fishing practices, resource assessment, and governance. Knowledge sharing platforms facilitate the exchange of best practices, innovations, and lessons learned across regions and sectors. Empowering local communities through education and participatory governance fosters stewardship and compliance. International cooperation and networks support technology transfer, research collaboration, and harmonization of management approaches. Capacity building also includes raising awareness about the socio-economic and environmental benefits of sustainability to encourage broader stakeholder engagement.

5. Policy and Regulatory Approaches

5.1 International Agreements and Cooperation

International agreements provide a foundation for coordinated management of shared and migratory fish stocks and marine biodiversity beyond national jurisdictions. Treaties and conventions such as the United Nations Convention on the Law of the Sea (UNCLOS) and regional fisheries management organizations (RFMOs) establish legal frameworks for cooperation, conservation, and sustainable use. These agreements facilitate data sharing, joint enforcement, and dispute resolution. Strengthening international cooperation is vital to address challenges like illegal, unreported, and unregulated (IUU) fishing and to harmonize sustainability standards across borders, ensuring equitable resource access and long-term ecosystem health.

5.2 National Fisheries Management Policies

National policies translate international commitments into actionable frameworks tailored to local contexts. These include setting catch quotas, licensing systems, gear restrictions, and spatial management measures such as marine protected areas. Policies promote sustainable harvesting, habitat conservation, and socio-economic development of fishing communities. Integrating fisheries management with broader marine and coastal policies ensures coherence with environmental protection, climate adaptation, and economic development goals. Effective policy implementation requires transparent governance, stakeholder participation, and adequate enforcement capacity.

5.3 Incentives for Sustainable Practices

Incentive mechanisms encourage fishers and industry actors to adopt sustainable practices by aligning economic benefits with conservation goals. These include market-based tools such as certification schemes, eco-labeling, and preferential access to markets for sustainably harvested products. Subsidies and tax breaks can be restructured to support sustainable gear, fuel efficiency, and community-led conservation initiatives. Payment for ecosystem services (PES) schemes reward activities that protect critical habitats and biodiversity. Financial and non-financial incentives foster innovation, compliance, and investment in sustainability, contributing to long-term fisheries viability.

5.4 Role of Marine Protected Areas

Marine protected areas (MPAs) are vital policy tools for conserving biodiversity, protecting critical habitats, and replenishing fish stocks. Well-designed MPAs contribute to ecosystem resilience, support spawning and nursery grounds, and enhance fisheries productivity in adjacent areas through spillover effects. MPAs vary in size, protection level, and management objectives, requiring adaptive governance and stakeholder involvement to balance conservation with sustainable use. Integrating MPAs within broader spatial planning and fisheries management frameworks maximizes their ecological and socio-economic benefits.

6. Future Directions and Innovations

6.1 Integrating Circular Economy Concepts

Applying circular economy principles to fisheries promotes resource efficiency, waste reduction, and value retention throughout the supply chain. This includes utilizing by-products and discards for feed, bioenergy, or pharmaceuticals, and minimizing packaging and processing waste. Circular approaches encourage recycling, reuse, and sustainable sourcing, reducing environmental footprints. Integrating circularity supports economic resilience by creating new business opportunities and reducing dependency on finite resources, aligning fisheries with broader sustainability and climate goals.

6.2 Digital Technologies and Smart Fisheries

Emerging digital technologies enable the development of smart fisheries that optimize resource use and management. Tools such as artificial intelligence, blockchain, Internet of Things (IoT), and big data analytics enhance traceability, transparency, and decision-making. Real-time monitoring systems improve compliance and adaptive management, while digital platforms facilitate market access and consumer engagement. Smart technologies support precision fishing, reducing bycatch and habitat impacts. These innovations foster sustainable practices, improve economic efficiency, and strengthen governance frameworks.

6.3 Cross-sectoral Collaboration and Partnerships

Future sustainable fisheries depend on strengthened collaboration among sectors including fisheries, tourism, energy, conservation, and maritime transport. Partnerships among governments, private sector, academia, and civil society enable integrated planning, resource sharing, and innovation. Collaborative approaches address cumulative impacts, promote ecosystem-based management, and leverage diverse expertise and funding sources. Multi-stakeholder platforms facilitate dialogue, conflict resolution, and coordinated action, enhancing the effectiveness and legitimacy of sustainability initiatives.

6.4 Long-term Sustainability Goals and Metrics

Establishing clear, measurable sustainability goals and metrics is essential for tracking progress and guiding adaptive management. These include biological indicators (stock status, biodiversity), socio-economic measures (livelihoods, equity), and environmental parameters (habitat condition, pollution levels). Integrating these metrics into monitoring frameworks supports evidence-based policy adjustments and accountability. Aligning fisheries goals with global targets such as the Sustainable Development Goals (SDGs) and climate commitments ensures coherence and resource mobilization. Continuous evaluation and transparent reporting foster stakeholder trust and drive improvements toward resilient and sustainable fisheries.

References

Sari, D.A.A. and Muslimah, S., 2020, January. Blue economy policy for sustainable fisheries in Indonesia. In IOP Conference Series: Earth and Environmental Science (Vol. 423, No. 1, p. 012051). IOP Publishing.

Spalding, M. J. (2016). The new blue economy: the future of sustainability. Journal of Ocean and Coastal Economics, 2(2), 8.

Pace, L. A., Saritas, O., & Deidun, A. (2023). Exploring future research and innovation directions for a sustainable blue economy. Marine Policy, 148, 105433.

Pauly, D. (2018). A vision for marine fisheries in a global blue economy. Marine Policy, 87, 371-374.

Cohen, P. J., Allison, E. H., Andrew, N. L., Cinner, J., Evans, L. S., Fabinyi, M., ... & Ratner, B. D. (2019). Securing a just space for small-scale fisheries in the blue economy. Frontiers in Marine Science, 6, 171.

INNOVATIVE AGRICULTURE
www.innovativeagriculture.in
ISSN : 3048 - 989X

Biochar as a Climate-Smart Tool for Enhancing Soil Corbon Sequestration

Divyanshu Verma

Ph.D. Research Scholar, Department of Soil Science, College of Agriculture, G.B. Pant University of Agriculture and Technology-Pantnagar, Uttarakhand (263145)

1. Introduction to Biochar and Climate-Smart Agriculture

1.1 Definition and properties of biochar

Biochar is a carbon-rich material produced through the pyrolysis of organic biomass under limited oxygen conditions. It is characterized by a porous structure, high surface area, and chemical stability, which contribute to its ability to enhance soil properties and sequester carbon effectively. Its recalcitrant nature allows biochar to persist in soils for decades to centuries, making it a valuable tool for long-term carbon storage.

1.2 Overview of climate-smart agriculture principles

Climate-smart agriculture (CSA) integrates sustainable agricultural practices aimed at increasing productivity, enhancing resilience to climate change, and reducing greenhouse gas emissions. CSA promotes efficient resource use, adaptive management, and mitigation strategies that align agricultural development with climate goals. It emphasizes the need for practices that simultaneously improve food security and environmental sustainability.

1.3 Role of biochar in sustainable farming

Biochar contributes to sustainable farming by improving soil fertility, water retention, and nutrient cycling, which collectively enhance crop productivity. Its application can reduce the need for chemical fertilizers, lower soil erosion, and improve soil microbial activity. By integrating biochar into farming systems, growers can achieve more resilient and productive soils while contributing to climate change mitigation efforts.

1.4 Importance of soil carbon sequestration in climate mitigation

Soil carbon sequestration captures atmospheric CO2 and stores it in soil organic matter, reducing greenhouse gas concentrations. Enhancing soil carbon stocks is a critical mitigation strategy because soils represent one of the largest terrestrial carbon reservoirs. Increasing soil carbon improves soil health and productivity while directly offsetting emissions, thus playing a dual role in climate change adaptation and mitigation.

2. Mechanisms of Soil Carbon Sequestration by Biochar

2.1 Biochar's impact on soil organic carbon pools

Biochar addition increases the soil organic carbon pool by contributing stable carbon forms that are resistant to microbial decomposition. It also promotes the accumulation of native soil organic matter by enhancing microbial biomass and activity, which can lead to increased formation of soil aggregates protecting organic carbon.

Table 1. Biochar Effects on Soil Carbon Pools and Stability

Aspect	Key Processes / Effects	Mechanism / Principle	Outcomes / Implications
SOC Pool Enhancement	Increase in stable carbon fraction	Addition of recalcitrant biochar carbon	Higher soil organic carbon stocks
Native SOM Accumulation	Increased microbial biomass and residues	Enhanced microbial activity	Improved carbon buildup
Carbon Stability	Resistance to decomposition	Aromatic structure of biochar	Long-term carbon sequestration
Persistence in Soil	Long residence time	High surface area and chemical recalcitrance	Durable carbon storage
Protection from Degradation	Reduced microbial attack	Physical and chemical shielding	Slower carbon turnover

2.2 Stability and persistence of biochar carbon in soils

The aromatic structure of biochar's carbon matrix makes it highly resistant to degradation, allowing it to remain stable in soils for extended periods. Its chemical composition and physical properties, such as porosity and surface area, influence its persistence by protecting it from microbial attack and environmental breakdown.

2.3 Interaction with soil microbial communities

Biochar modifies the soil habitat by providing niches and surfaces for microbial colonization, influencing microbial diversity and function. It can stimulate beneficial microbial groups involved in nutrient cycling and carbon stabilization, thereby indirectly enhancing soil carbon sequestration through microbial processes.

2.4 Influence on soil aggregation and physical protection of carbon

Biochar promotes soil aggregation by acting as a binding agent that enhances particle cohesion. Improved soil structure physically protects organic carbon within aggregates from microbial decomposition, thus stabilizing carbon stocks. This physical protection is a key mechanism by which biochar contributes to long-term soil carbon retention.

3. Biochar Production and Characteristics Relevant to Carbon Sequestration

3.1 Feedstock selection and pyrolysis conditions

The type of biomass feedstock and pyrolysis parameters (temperature, residence time, oxygen availability) determine the chemical and physical properties of biochar. Different feedstocks yield biochars with varying carbon content, porosity, and nutrient profiles, which influence their effectiveness in carbon sequestration and soil amendment.

3.2 Chemical and physical properties affecting carbon stability

Biochar's carbon stability is governed by its aromaticity, fixed carbon content, surface chemistry, and mineral content. High-temperature pyrolysis typically produces biochars with greater aromatic carbon and stability. Physical traits such as porosity and surface area affect biochar's interaction with soil and microbes, influencing its persistence.

3.3 Variability in biochar types and their sequestration potential

Biochars differ widely depending on feedstock and production methods, resulting in variable effects on soil carbon sequestration. Some biochars may enhance carbon storage more effectively due to higher stability or greater influence on soil microbial communities and aggregation, necessitating careful selection for specific applications.

3.4 Optimization of biochar properties for climate-smart applications

Optimizing biochar involves tailoring production conditions and feedstock choices to maximize carbon stability, nutrient retention, and soil health benefits. This includes adjusting pyrolysis temperature and feedstock blends to produce biochars that best suit particular soil types and climate-smart agricultural goals.

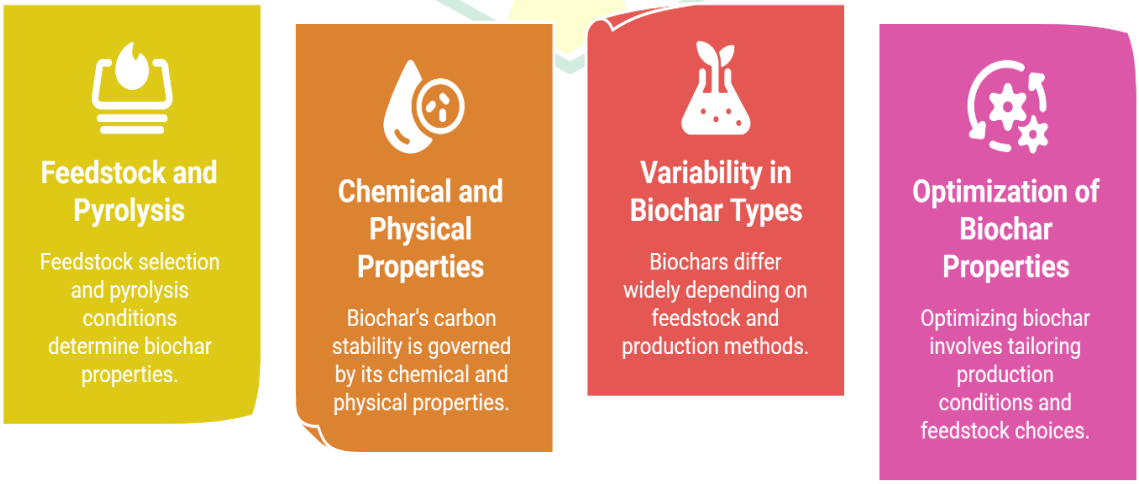

Figure 1: Biochar Characteristics

4. Effects of Biochar on Soil Health and Fertility

4.1 Enhancement of nutrient retention and availability

Biochar improves nutrient retention by adsorbing and slowly releasing essential nutrients such as nitrogen, phosphorus, and potassium. Its porous structure increases cation exchange capacity, reducing nutrient leaching and improving nutrient use efficiency in soils.

4.2 Improvement in soil water-holding capacity

The porous nature of biochar enhances soil's ability to retain water, which is particularly beneficial in drought-prone or sandy soils. Improved water retention supports plant growth and microbial activity, contributing to greater resilience under water stress conditions.

4.3 Mitigation of soil acidity and toxic elements

Biochar can raise soil pH, mitigating acidity that limits nutrient availability and microbial function. It also adsorbs toxic elements like heavy metals, reducing their bioavailability and toxicity to plants and soil organisms, thereby improving overall soil quality.

4.4 Promotion of beneficial soil biota and enzymatic activity

By providing habitat and altering soil chemistry, biochar fosters beneficial microbial populations and enzymatic processes critical for nutrient cycling and organic matter decomposition. Enhanced microbial activity supports soil fertility and ecosystem functioning, reinforcing biochar's role in sustainable soil management.

Table 2. Effects of Biochar on Soil Physical and Biological Properties

Aspect	Key Effects / Processes	Mechanism / Principle	Outcomes / Implications
Water-Holding Capacity	Increased soil moisture retention	Porous structure of biochar	Drought resilience and better crop growth
Soil Structure	Improved aggregation and porosity	Biochar acts as a structural amendment	Enhanced aeration and root penetration
Microbial Activity	Increased beneficial microbial populations	Habitat provision and improved soil chemistry	Enhanced nutrient cycling
Enzymatic Activity	Increased enzyme functions (urease, phosphatase)	Microbial stimulation	Improved soil biochemical processes
Soil Biological Health	Enhanced biodiversity and activity	Favorable microhabitats	Sustainable soil ecosystem functioning

5. Environmental Benefits and Climate Mitigation Potential

5.1 Reduction of greenhouse gas emissions from soils

Biochar application can decrease emissions of key greenhouse gases such as methane (CH4) and nitrous oxide (N2O) from soils. Its porous structure enhances aeration and microbial habitat, promoting aerobic conditions that suppress methane production and reduce denitrification processes responsible for N2O emissions. This mitigation of soil-based emissions contributes directly to lowering the agricultural sector's climate impact.

5.2 Carbon offset potential through long-term sequestration

By stabilizing carbon in a recalcitrant form, biochar acts as a durable carbon sink, locking atmospheric CO2 into soil for extended periods. This long-term carbon storage presents significant carbon offset opportunities, enabling biochar use to be integrated into carbon credit schemes and climate finance mechanisms aimed at reducing net greenhouse gas emissions.

5.3 Synergies with other climate-smart practices

Biochar complements other climate-smart agricultural interventions such as conservation tillage, cover cropping, and integrated nutrient management. These combined practices enhance soil health, increase carbon inputs, and improve resilience to climate variability, creating synergistic effects that amplify overall climate mitigation and adaptation benefits.

5.4 Contribution to overall ecosystem resilience

Beyond carbon sequestration, biochar improves ecosystem resilience by enhancing soil structure, water retention, and nutrient cycling. These improvements support plant health and productivity under stress conditions such as

drought and extreme weather events, thus strengthening agroecosystem stability and sustainability in the face of climate change.

6. Challenges and Limitations in Using Biochar for Carbon Sequestration

6.1 Variability in biochar effectiveness across soil types

The performance of biochar varies significantly depending on soil texture, mineralogy, and existing organic matter. Some soils may exhibit limited improvements or even adverse effects, necessitating site-specific evaluations to optimize biochar application rates and types for maximum carbon sequestration and soil health benefits.

6.2 Economic and logistical constraints in biochar application

Production and application of biochar at scale face economic hurdles including feedstock availability, pyrolysis infrastructure costs, and transportation. These logistical challenges can limit adoption, especially for smallholder farmers or regions lacking industrial capacity, highlighting the need for cost-effective production methods and supportive supply chains.

6.3 Potential negative impacts and knowledge gaps

While generally beneficial, biochar may have unintended consequences such as altering soil microbial communities detrimentally or mobilizing contaminants depending on feedstock quality. Additionally, gaps remain in understanding long-term field-scale effects, optimal application methods, and interactions with diverse cropping systems, underscoring the need for continued research.

6.4 Need for standardized assessment and monitoring protocols

Reliable quantification of biochar's carbon sequestration and environmental impacts requires standardized methodologies for production characterization, soil application, and monitoring over time. Developing such protocols is critical for validating carbon credits, guiding policy, and ensuring consistent, transparent evaluation of biochar interventions.

7. Future Directions and Policy Implications

7.1 Research priorities for improving biochar use

Future research should focus on elucidating biochar-soil-plant-microbe interactions under diverse agroecosystems, optimizing biochar formulations for specific climates and soils, and developing low-cost, scalable production technologies. Long-term field trials and life cycle assessments are essential to validate benefits and identify best practices.

7.2 Integration into national and global climate strategies

Incorporating biochar into climate action plans and agricultural policies can enhance mitigation portfolios. Aligning biochar initiatives with nationally determined contributions (NDCs) and international frameworks will facilitate funding, monitoring, and widespread adoption, ensuring biochar contributes meaningfully to climate targets.

7.3 Incentives and frameworks for adoption by farmers

Effective adoption requires financial incentives such as subsidies, carbon credits, or payments for ecosystem services, alongside extension services and capacity building. Policy frameworks should support farmer access to biochar products and technologies, ensuring equitable benefits across scales and regions.

7.4 Role in achieving sustainable development goals and climate targets

Biochar's multifunctional benefits align with several Sustainable Development Goals (SDGs), including climate action, zero hunger, and life on land. Its deployment can contribute to achieving these targets by enhancing soil health, increasing agricultural productivity, and mitigating climate change, positioning biochar as a strategic tool in sustainable development agendas.

Conclusion

Biochar represents a promising climate-smart tool that aligns with multiple sustainable development goals by enhancing soil health, increasing agricultural productivity, and mitigating climate change impacts. Its multifunctional benefits support climate action, zero hunger, and life on land by improving soil carbon sequestration and resilience. Effective policy frameworks are essential to facilitate farmer access to biochar technologies and products, ensuring equitable benefits across different scales and regions. By integrating biochar

into national and global climate strategies, supported by research, incentives, and capacity-building, its adoption can be accelerated to contribute meaningfully to climate mitigation and sustainable agriculture. This strategic deployment of biochar not only addresses environmental challenges but also promotes socio-economic development, positioning it as a critical component in achieving long-term climate and sustainability targets.

References

Rodriguez Franco, C., Page-Dumroese, D. S., Pierson, D., & Nicosia, T. (2024). Biochar utilization as a forestry climate-smart tool. Sustainability, 16(5), 1714.

Nazim, M., Ghafoor, A., Hussain, A., Tabassum, M., Nawaz, A., Ahmad, M., ... & Ali, M. (2025). Biochar as a climate-smart agricultural practice: reducing greenhouse gas emissions and promoting sustainable farming. Phyton, 94(1), 65.

Ghosh, D., Maiti, S. K., Ali, S. A., Bhattacharya, S., Nandipamu, T. M. K., Pramanick, B., & Preet, M. S. (2024). Biochar as climate-smart strategy to address climate change mitigation and adoption in 21st century. In Biochar production for green economy (pp. 413-431). Academic Press.

Nyambo, P., Mupambwa, H. A., & Nciizah, A. D. (2021). Biochar enhances the capacity of climate-smart agriculture to mitigate climate change. In Handbook of climate change management: research, leadership, transformation (pp. 1-18). Cham: Springer International Publishing.

Bhattacharyya, P. N., Sandilya, S. P., Sarma, B., Pandey, A. K., Dutta, J., Mahanta, K., ... & Borgohain, D. J. (2024). Biochar as soil amendment in climate-smart agriculture: opportunities, future prospects, and challenges. Journal of Soil Science and Plant Nutrition, 24(1), 135-158.

Bai, X., Huang, Y., Ren, W., Coyne, M., Jacinthe, P. A., Tao, B., ... & Matocha, C. (2019). Responses of soil carbon sequestration to climate-smart agriculture practices: A meta-analysis. Global change biology, 25(8), 2591-2606.

INNOVATIVE AGRICULTURE
www.innovativeagriculture.in
ISSN : 3048 - 989X

Breeding for Biofortification in Staple Food Crops

Dr. Awaneet Kumar

Scientist, Genetics & Plant Breeding, AICRP on Wheat and Barley, Regional Agriculture Research Station, BTC College of Agriculture & Research Station, Sarkanda, Bilaspur, Chhattisgarh (495 006)

Abstract

Emerging technologies such as speed breeding, artificial intelligence-driven selection, and synthetic biology are revolutionizing the enhancement of nutrient traits in staple food crops. By integrating multi-omics data including genomics, transcriptomics, proteomics, and metabolomics with precision phenotyping techniques, breeders can more effectively dissect complex traits and improve selection accuracy. These advances enable accelerated development of biofortified varieties with enhanced micronutrient content, addressing widespread deficiencies in iron, zinc, vitamin A, folate, and selenium. Future biofortification efforts will focus on tailoring crop varieties to the specific nutritional needs and environmental conditions of target populations, ensuring sustainable and impactful improvements in global nutrition. This approach combines conventional and molecular breeding strategies to overcome challenges such as limited genetic variability, trade-offs between yield and nutrient content, and regulatory hurdles. By leveraging cutting-edge tools and comprehensive data integration, biofortification breeding programs aim to deliver nutrient-rich staple crops that contribute significantly to reducing hidden hunger and improving public health worldwide.

1. Introduction to Biofortification in Staple Food Crops

1.1 Definition and significance of biofortification

Biofortification is the process of increasing the nutritional value of staple food crops through biological means such as plant breeding, genetic engineering, or agronomic practices. It aims to enhance the concentration of essential micronutrients like vitamins and minerals in crops that form the primary diet of large populations. This approach addresses micronutrient deficiencies, often termed "hidden hunger," which affect billions worldwide, particularly in developing countries. Biofortification offers a sustainable, cost-effective strategy to improve public health by delivering nutrient-rich foods directly through the food system.

1.2 Nutritional challenges addressed by biofortification

Micronutrient malnutrition, including deficiencies in iron, zinc, vitamin A, and folate, poses serious health risks such as impaired cognitive development, weakened immunity, and increased mortality rates. Conventional supplementation and food fortification programs face challenges like limited reach, cost, and infrastructure. Biofortification targets these nutritional gaps by enhancing nutrient content in staple crops consumed daily, thereby providing a continuous and accessible source of essential nutrients. It also helps combat malnutrition in rural and resource-poor settings where dietary diversity is limited.

1.3 Importance of staple food crops in global nutrition

Staple food crops such as rice, wheat, maize, cassava, and beans constitute the primary calorie source for a significant portion of the global population. These crops are cultivated extensively and consumed in large quantities, making them ideal vehicles for nutrient delivery. Improving the nutritional profile of these staples can have a profound impact on global health by reaching vulnerable populations who rely heavily on these foods. Their widespread consumption ensures that biofortification benefits are scalable and sustainable over time.

1.4 Overview of breeding approaches for biofortification

Breeding for biofortification involves both conventional and modern techniques to develop crop varieties with enhanced nutrient content. Conventional breeding relies on selecting and crossing genotypes with naturally higher nutrient levels, supported by phenotypic screening. Molecular breeding incorporates marker-assisted selection and genomic tools to accelerate the identification and integration of nutrient traits. Emerging technologies like gene editing further enable precise manipulation of genes controlling nutrient accumulation. Integrated breeding

strategies combine these approaches to improve efficiency, accuracy, and effectiveness in developing biofortified crops.

2. Genetic Basis of Nutrient Traits

2.1 Key micronutrients targeted in biofortification

The primary micronutrients targeted in biofortification programs include iron, zinc, vitamin A (provitamin A carotenoids), folate, and selenium. These nutrients are critical for human health, and their deficiencies are widespread in many populations. Each micronutrient presents unique challenges in terms of genetic control, bioavailability, and stability, necessitating tailored breeding strategies to enhance their concentration effectively in staple crops.

2.2 Genetic variability in staple crops for nutrient content

Genetic variability within and among staple crop species forms the foundation for breeding biofortified varieties. Natural variation exists in nutrient concentration across germplasm collections, landraces, and wild relatives. Identifying and utilizing this variability through germplasm screening allows breeders to select parental lines with superior nutrient profiles. The extent of variability influences the potential for genetic improvement and determines the breeding approach, with some traits showing wide variation and others being more limited.

2.3 Heritability and inheritance patterns of nutrient traits

Understanding the heritability and genetic architecture of nutrient traits is essential for effective breeding. Many nutrient traits exhibit moderate to high heritability, allowing for reliable selection. However, inheritance patterns can be complex, involving multiple genes with additive, dominant, or epistatic effects. Quantitative trait loci (QTL) mapping and association studies help elucidate these patterns, facilitating targeted breeding strategies. Knowledge of gene-environment interactions is also important, as nutrient expression can be influenced by growing conditions.

Table 1. Breeding Implications and Tools for Nutrient Trait Improvement

Aspect	Key Factors / Tools	Mechanism / Approach	Outcomes / Benefits
Trait Identification	Germplasm screening	Phenotyping and genetic analysis	Discovery of nutrient-rich genotypes
QTL Mapping & Association	QTL analysis, GWAS	Linking markers to traits	Identification of candidate genes
Marker-Assisted Selection	DNA markers	Selection without phenotyping	Reduced breeding time
Genetic Architecture	Polygenic traits	Multiple gene interactions	Improved selection strategies
Genomic Approaches	Genomic selection, sequencing	Genome-wide prediction	Higher breeding efficiency
Bioavailability Consideration	Nutrient absorption efficiency	Trait integration with quality traits	Effective nutritional outcomes

2.4 Molecular markers associated with nutrient traits

Molecular markers linked to nutrient-related genes or QTLs enable precise and efficient selection in breeding programs. Marker-assisted selection (MAS) uses these markers to track desirable alleles in breeding populations without reliance on phenotypic screening alone. Advances in genomics have led to the identification of markers for iron, zinc, and provitamin A content in several staple crops. These markers accelerate the introgression of nutrient traits, reduce breeding cycles, and improve the accuracy of selection.

3. Conventional Breeding Methods for Biofortification

3.1 Selection and hybridization techniques

Conventional biofortification breeding begins with the selection of parent lines exhibiting high nutrient content. Hybridization involves crossing these parents to combine desirable traits, followed by selection of progeny with improved nutrient profiles. This process may include backcrossing to recover agronomic performance. Repeated cycles of selection and crossing enhance nutrient content while maintaining yield and other key traits.

3.2 Screening germplasm for nutrient density

Effective germplasm screening is critical to identify sources of high nutrient density. This involves phenotypic evaluation of diverse collections under controlled and field conditions using chemical assays or rapid testing methods. Screening helps discover novel alleles and informs parental selection. The accuracy and throughput of screening methods directly impact the success of conventional breeding efforts.

3.3 Recurrent selection and pedigree breeding

Recurrent selection involves repeated cycles of selection and recombination to accumulate favorable alleles for nutrient traits. Pedigree breeding tracks the ancestry of selected progeny, enabling the selection of individuals combining nutrient enhancement with desirable agronomic characteristics. These methods improve genetic gain over generations but require careful management of population size and selection intensity.

3.4 Challenges in conventional breeding for nutrient enhancement

Conventional breeding faces challenges such as limited genetic variability for some nutrient traits, complex inheritance, and trade-offs between nutrient content and yield. Phenotyping for nutrient traits can be labor-intensive and costly. Environmental factors may influence nutrient expression, complicating selection. Balancing multiple traits to produce biofortified varieties that meet farmer and consumer preferences remains a key challenge.

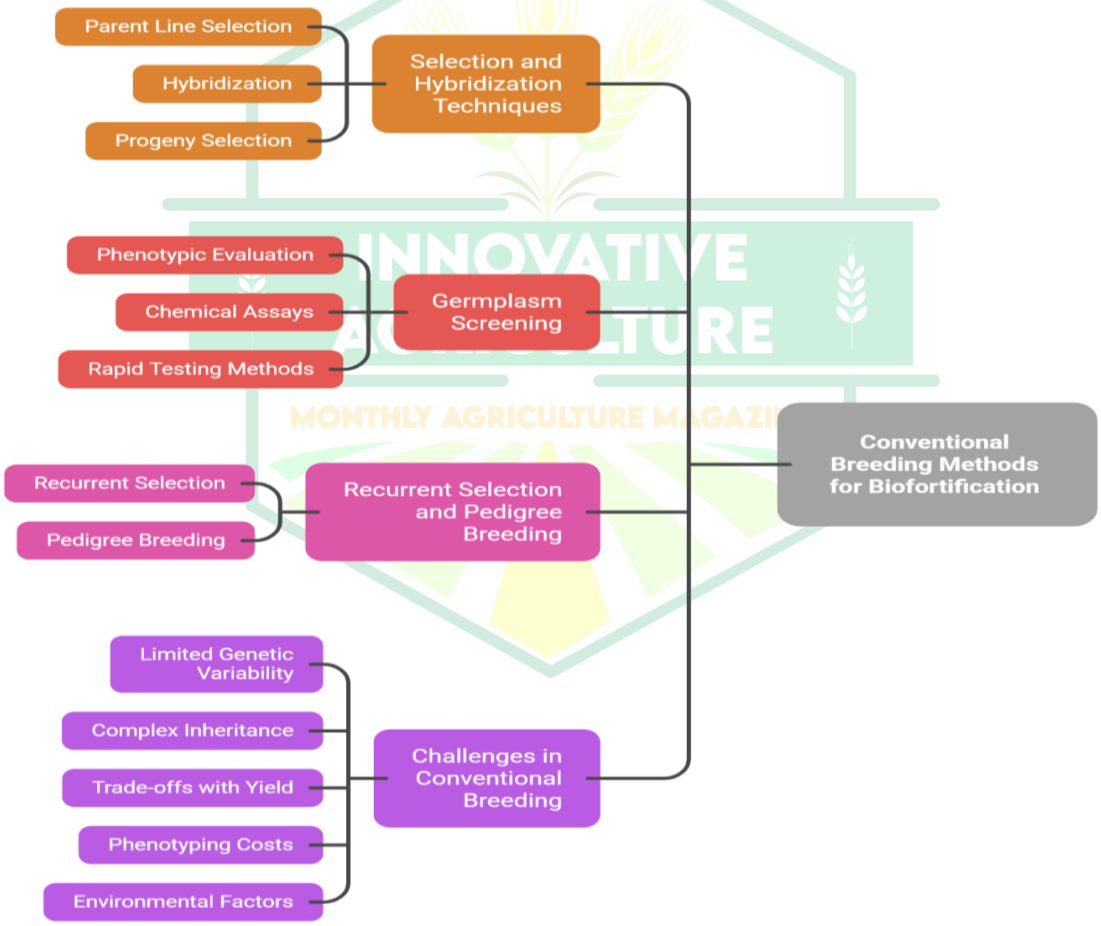

Figure 1: Conventional Breeding Methods for Biofortification

4. Molecular Breeding and Genomic Approaches

4.1 Marker-assisted selection (MAS) for nutrient traits

Marker-assisted selection leverages molecular markers linked to nutrient-related genes or quantitative trait loci (QTLs) to facilitate precise and rapid selection in breeding populations. MAS bypasses the need for extensive phenotypic screening by enabling breeders to track the presence of desirable alleles at the DNA level. This

approach accelerates the development of biofortified varieties by increasing selection accuracy, reducing breeding cycles, and enabling the pyramiding of multiple nutrient traits. MAS is particularly valuable for traits with complex inheritance or those difficult to phenotype.

4.2 Genomic selection and prediction models

Genomic selection uses genome-wide marker data to predict the breeding values of individuals based on statistical models, allowing selection decisions before phenotypic data are available. This approach captures the effects of many small-effect genes controlling nutrient traits, improving genetic gain for complex traits like micronutrient content. Genomic prediction models integrate phenotypic and genotypic data from training populations to enhance selection efficiency and accuracy. This method complements MAS and conventional breeding by enabling early and more informed selection.

4.3 Gene editing tools in nutrient biofortification

Gene editing technologies, such as CRISPR/Cas9, allow precise and targeted modifications of genes involved in nutrient biosynthesis, transport, or storage. These tools enable the direct manipulation of key genetic determinants to enhance micronutrient content or bioavailability without introducing foreign DNA. Gene editing offers the potential to overcome limitations of natural genetic variation and accelerate trait improvement. Regulatory frameworks and public acceptance influence the deployment of gene-edited biofortified crops.

4.4 Integration of omics technologies in breeding programs

Omics approaches including genomics, transcriptomics, proteomics, and metabolomics—provide comprehensive insights into the molecular mechanisms underlying nutrient accumulation and regulation. Integration of omics data enhances the identification of candidate genes, pathways, and biomarkers associated with nutrient traits. This systems biology perspective facilitates the development of more effective breeding strategies by linking genotype to phenotype. Omics-driven breeding supports the discovery of novel alleles and the optimization of nutrient biofortification.

Table 2. Molecular Breeding Approaches for Nutrient Biofortification

Approach	Key Tools / Features	Mechanism / Principle	Applications / Outcomes
Marker-Assisted Selection (MAS)	QTL-linked markers, SNPs	DNA-based selection of desirable alleles	Faster and precise nutrient trait introgression
Genomic Selection (GS)	Genome-wide markers, prediction models	Predicts breeding values using statistical models	Improved selection for complex nutrient traits
Gene Editing	CRISPR-Cas9 and related tools	Targeted modification of nutrient-related genes	Enhanced micronutrient content and bioavailability
Trait Pyramiding	Multiple marker combinations	Combining multiple nutrient genes	Multi-nutrient biofortified crops
Early Selection	Genotypic screening	Selection before phenotyping	Reduced breeding cycle time

5. Phenotyping and Nutrient Analysis

5.1 Methods for accurate nutrient quantification

Accurate quantification of nutrient content in crop tissues is essential for evaluating breeding materials. Analytical methods include atomic absorption spectroscopy (AAS), inductively coupled plasma mass spectrometry (ICP-MS), high-performance liquid chromatography (HPLC), and colorimetric assays. These techniques vary in sensitivity, throughput, cost, and suitability for different nutrients. Reliable nutrient quantification underpins selection decisions and validates the success of biofortification efforts.

5.2 High-throughput phenotyping techniques

High-throughput phenotyping platforms enable rapid, large-scale screening of breeding populations for nutrient traits. Techniques such as near-infrared spectroscopy (NIRS), X-ray fluorescence (XRF), and hyperspectral imaging offer non-destructive, cost-effective, and rapid assessment of nutrient content. These technologies increase screening efficiency and enable the evaluation of larger germplasm sets, accelerating the identification of nutrient-rich genotypes.

5.3 Environmental influences on nutrient expression

Nutrient content in crops is influenced by environmental factors including soil composition, climate, agronomic practices, and post-harvest conditions. Genotype-by-environment interactions can cause variability in nutrient accumulation, complicating selection and breeding efforts. Multi-location and multi-season testing are necessary to assess the stability of nutrient traits and identify genotypes with consistent performance across environments.

5.4 Standardization and quality control in nutrient assays

Standardized protocols and quality control measures are critical to ensure the reliability and comparability of nutrient data. Calibration of instruments, use of certified reference materials, and inter-laboratory validation improve assay accuracy. Consistent phenotyping practices enable breeders to make informed decisions and maintain the integrity of biofortification breeding programs.

6. Breeding for Bioavailability and Nutrient Stability

6.1 Factors affecting nutrient bioavailability in crops

Bioavailability refers to the proportion of a nutrient that is absorbed and utilized by the human body. Factors influencing bioavailability include nutrient chemical form, presence of enhancers (e.g., vitamin C), and inhibitors (e.g., phytates, polyphenols). Breeding efforts must consider these factors to ensure that increased nutrient content translates into improved nutritional outcomes.

6.2 Breeding strategies to enhance nutrient absorption

Breeding strategies to improve bioavailability focus on reducing anti-nutritional compounds that inhibit absorption and increasing promoters of nutrient uptake. This may involve selecting genotypes with low phytate content or modifying metabolic pathways to alter nutrient forms. Combining nutrient enhancement with improved bioavailability maximizes the health benefits of biofortified crops.

6.3 Stability of nutrients during processing and storage

Nutrient stability is critical to retain enhanced nutrient levels from harvest to consumption. Factors such as temperature, light, moisture, and processing methods (e.g., milling, cooking) can degrade sensitive nutrients like provitamin A and folate. Breeding for traits that confer nutrient stability, alongside post-harvest handling improvements, ensures that biofortified crops deliver intended nutritional benefits.

6.4 Role of anti-nutritional factors and their management

Anti-nutritional factors such as phytates, tannins, and oxalates reduce nutrient bioavailability by binding minerals and interfering with absorption. Breeding programs aim to manage these compounds through selection of low-anti-nutrient genotypes or genetic modification. Understanding the balance between anti-nutrients and their physiological roles in plants is essential to avoid compromising crop fitness while enhancing nutritional quality.

7. Challenges and Future Prospects in Biofortification Breeding

7.1 Genetic bottlenecks and limited variability

Genetic bottlenecks arise when breeding programs rely on a narrow genetic base, reducing the diversity available for nutrient trait improvement. Limited variability in key micronutrient traits within cultivated germplasm restricts the potential for significant biofortification gains. Overcoming these bottlenecks requires the exploration and incorporation of diverse genetic resources such as landraces, wild relatives, and exotic germplasm. Pre-breeding efforts to introgress novel alleles and broaden the genetic base are critical to sustaining long-term progress in nutrient enhancement.

7.2 Balancing yield and nutrient enhancement

A major challenge in biofortification breeding is achieving nutrient enrichment without compromising yield and other agronomic traits. Nutrient accumulation can sometimes be negatively correlated with yield, creating trade-offs that complicate selection decisions. Breeders must carefully balance these traits to develop varieties that are both nutritionally superior and agronomically viable. Multi-trait selection indices, genomic selection, and integrative breeding approaches help optimize this balance, ensuring farmer adoption and food security.

7.3 Regulatory and acceptance issues in biofortified crops

Regulatory frameworks for biofortified crops, especially those developed through genetic engineering or gene editing, vary widely across countries and can delay product release. Public perception and acceptance also influence the adoption of biofortified varieties, with concerns related to safety, ethics, and marketability. Effective

communication, stakeholder engagement, and transparent risk assessment are essential to build trust and facilitate regulatory approval. Socioeconomic studies and participatory breeding enhance alignment with farmer and consumer preferences.

7.4 Emerging technologies and future directions in breeding

Advances in genomics, phenomics, and gene editing continue to transform biofortification breeding. Emerging technologies such as speed breeding, artificial intelligence-driven selection, and synthetic biology offer unprecedented opportunities to accelerate nutrient trait improvement. Integration of multi-omics data and precision phenotyping will enhance trait dissection and breeding accuracy. Future directions also include developing biofortified crops tailored to specific populations' nutritional needs and environments, ensuring sustainable impact on global nutrition.

References

Nestel, P., Bouis, H. E., Meenakshi, J. V., & Pfeiffer, W. (2006). Biofortification of staple food crops. The Journal of nutrition, 136(4), 1064-1067.

Mulualem, T. (2015). Application of bio-fortification through plant breeding to improve the value of staple crops. Biomedicine and Biotechnology, 3(1), 11-19.

Welch, R. M., & Graham, R. D. (2004). Breeding for micronutrients in staple food crops from a human nutrition perspective. Journal of experimental botany, 55(396), 353-364.

Chugh, V., & Dhaliwal, H. S. (2013). Biofortification of staple crops. Agricultural Sustainability, 177-196.

Pfeiffer, W. H., & McClafferty, B. (2007). Biofortification: breeding micronutrient-dense crops. Breeding major food staples, 61-91.

Kumar, S., Dikshit, H. K., Mishra, G. P., Singh, A., Aski, M., & Virk, P. S. (2022). Biofortification of staple crops: present status and future strategies. In Biofortification of staple crops (pp. 1-30). Singapore: Springer Singapore.

INNOVATIVE AGRICULTURE
www.innovativeagriculture.in
ISSN : 3048 - 989X

Comparative Evaluation of Nano-Chitosan and Conventional Organic Pesticides on Soil and Plant Health

Vaishali Namdeo[1], Vikash Tripathi[2], Princy Dhakar[3]

[1]Ph.D. Scholar, Department of Soil Science, Rajmata Vijayaraje Scindia Krishi Vishwa Vidyalaya, Gwalior

[2]Junior Research Fellow, Department of Soil Biology, ICAR-Indian Institute of Soil Science, Bhopal

[3]M.Sc. Scholar, Department of Soil Science, Rajmata Vijayaraje Scindia Krishi Vishwa Vidyalaya, Gwalior

1. Introduction

1.1 Background and Significance

The increasing demand for sustainable agricultural practices has intensified research into alternatives to conventional chemical pesticides. Organic pesticides, derived from natural sources, have long been favored for their reduced environmental impact compared to synthetic chemicals. However, limitations such as lower efficacy, persistence, and potential toxicity to non-target organisms have prompted exploration of novel solutions. Nano-chitosan, a nanostructured biopolymer derived from chitin, offers promising attributes including enhanced bioavailability, targeted delivery, and biodegradability. Its unique physicochemical properties position it as a potential game-changer in integrated pest management, aiming to balance effective pest control with minimal ecological disruption.

1.2 Overview of Nano-Chitosan and Organic Pesticides

Nano-chitosan is produced by reducing chitosan particles to the nanoscale, which increases surface area and reactivity. This nanosizing improves its interaction with pests and plants, enabling mechanisms such as disruption of pest cell membranes and elicitation of plant defense responses. Conventional organic pesticides encompass a wide range of bio-based compounds such as plant extracts, microbial metabolites, and natural oils. While these agents typically exhibit lower toxicity and environmental persistence, their modes of action often lack specificity and may require higher application rates. Comparing these two approaches involves assessing their chemical composition, efficacy, environmental fate, and effects on soil and plant health.

1.3 Objectives of the Comparative Study

The primary objective is to evaluate and contrast the effects of nano-chitosan and conventional organic pesticides on soil and plant health parameters. This includes analyzing their chemical and biological properties, modes of action, and impacts on soil microbial communities, enzyme activities, and nutrient cycling. Additionally, the study aims to assess phytotoxicity, plant growth responses, and resistance to pathogens. By systematically comparing these agents, the study seeks to inform sustainable pest management strategies that optimize agricultural productivity while safeguarding ecosystem integrity.

1.4 Scope and Limitations

This study focuses on the comparative evaluation of nano-chitosan and conventional organic pesticides without including case studies or specific crop systems. It emphasizes laboratory and controlled environment data to elucidate fundamental mechanisms and effects. Limitations include variability in organic pesticide formulations and nano-chitosan synthesis methods, which may influence outcomes. The scope excludes synthetic chemical pesticides and does not address economic feasibility or large-scale field trials, which warrant further investigation.

2. Properties and Mechanisms of Action

2.1 Chemical and Physical Characteristics of Nano-Chitosan

Nano-chitosan is characterized by its nanoscale particle size, typically below 100 nm, which enhances solubility and surface charge properties. It retains the functional groups of chitosan, such as amino and hydroxyl groups, which facilitate binding with negatively charged microbial cell walls and plant surfaces. The nanoscale dimension

increases its surface area-to-volume ratio, promoting interactions at cellular and molecular levels. Physically, nano-chitosan exhibits good film-forming ability and biodegradability, making it suitable for controlled release formulations. Its cationic nature also contributes to antimicrobial activity by disrupting cell membranes and interfering with nutrient transport.

2.2 Conventional Organic Pesticides: Composition and Function

Conventional organic pesticides are composed of naturally occurring substances, including plant-derived alkaloids, essential oils, microbial toxins, and mineral-based compounds. Their functions vary from repellent effects, growth inhibition, to direct toxicity against pests. These pesticides often act through multiple biochemical pathways, such as enzyme inhibition or disruption of hormonal balance in target organisms. However, their molecular complexity and variability can lead to inconsistent efficacy. Many organic pesticides degrade rapidly in the environment, reducing long-term residues but sometimes necessitating repeated applications.

2.3 Mode of Action on Target Pests

Nano-chitosan exerts its pesticidal effect primarily through physical and biochemical interactions. Its positive charge allows adherence to negatively charged pest surfaces, causing membrane permeability changes and leakage of intracellular contents. It may also induce oxidative stress within pest cells, leading to apoptosis. Additionally, nano-chitosan can prime plant defense mechanisms, enhancing systemic resistance. Organic pesticides, depending on their source, typically act by interfering with pest nervous systems, metabolic enzymes, or reproductive cycles. Their multifaceted modes of action may reduce the risk of resistance development but can be less targeted than nano-formulations.

2.4 Environmental Interaction and Degradation

Nano-chitosan degrades through enzymatic hydrolysis in soil and plant environments, breaking down into non-toxic, biodegradable components. Its interaction with soil particles and microbial communities influences its persistence and bioavailability. Conventional organic pesticides generally exhibit rapid environmental degradation through photolysis, microbial metabolism, and chemical hydrolysis. This rapid breakdown minimizes accumulation but may reduce effective pest control duration. Both agents interact with environmental factors such as pH, temperature, and moisture, affecting their stability and activity.

Characteristic	Nano-Chitosan	Conventional Organic Pesticides
Composition	Nanoscale particles, functional groups	Naturally occurring substances
Function	Antimicrobial, plant defense priming	Repellent, growth inhibition, toxicity
Mode of Action	Physical and biochemical interactions	Interference with nervous system, metabolism
Environmental Interaction	Enzymatic hydrolysis, soil interaction	Photolysis, microbial metabolism, hydrolysis
Degradation	Biodegradable into non-toxic components	Rapid environmental degradation

Figure 1: Comparison of Nano-Chitosan and Conventional Organic Pesticides

3. Impact on Soil Health

3.1 Effects on Soil Microbial Communities

Nano-chitosan has been shown to influence soil microbial populations by selectively inhibiting pathogenic microbes while promoting beneficial bacteria and fungi. Its antimicrobial properties can suppress soil-borne pathogens without broadly disrupting microbial diversity. Conversely, some organic pesticides may have broader antimicrobial effects, potentially reducing microbial biomass and altering community structure. The selective

modulation of microbial communities by nano-chitosan can enhance soil health by maintaining or improving microbial functions critical for nutrient cycling.

3.2 Influence on Soil Physicochemical Properties

Application of nano-chitosan can affect soil properties such as pH, cation exchange capacity, and moisture retention due to its chemical composition and interaction with soil colloids. It may improve soil aggregation and porosity, facilitating root growth and nutrient uptake. Organic pesticides generally have minimal direct impact on soil physicochemical parameters but may indirectly influence these properties through effects on microbial activity. Understanding these interactions is important for assessing long-term soil fertility and crop productivity.

3.3 Soil Enzyme Activities and Nutrient Cycling

Nano-chitosan can enhance soil enzyme activities, including dehydrogenase, phosphatase, and urease, which are pivotal for organic matter decomposition and nutrient mineralization. By promoting beneficial microbial populations, it supports efficient nutrient cycling and availability. Organic pesticides may inhibit certain enzyme activities temporarily, depending on their toxicity and persistence, potentially disrupting nutrient transformations. The differential effects on enzyme dynamics underscore the importance of evaluating soil biochemical responses in pesticide selection.

3.4 Long-Term Soil Fertility and Sustainability

Sustained use of nano-chitosan is associated with improved soil fertility through its positive effects on microbial health and nutrient cycling, contributing to sustainable agricultural practices. Its biodegradability ensures minimal accumulation and ecological disturbance. Organic pesticides, while environmentally friendly compared to synthetic chemicals, may require frequent applications that could cumulatively affect soil biota and fertility. Long-term studies are necessary to fully understand the implications of repeated use of both agents on soil sustainability.

Table 1. Impact of Nano-chitosan and Organic Pesticides on Soil Health

Soil Health Aspect	Nano-chitosan Effects	Organic Pesticides Effects	Outcomes / Implications
Microbial Communities	Selectively promotes beneficial microbes, suppresses pathogens	May reduce microbial biomass broadly	Better microbial balance vs possible disruption
Physicochemical Properties	Improves pH, CEC, aggregation, moisture	Minimal direct effect, indirect via microbes	Enhanced soil structure vs limited impact
Enzyme Activities & Nutrient Cycling	Enhances enzymes (urease, phosphatase, dehydrogenase)	May temporarily inhibit enzyme activity	Improved nutrient cycling vs potential slowdown
Long-term Soil Fertility	Biodegradable, supports sustained fertility	Repeated use may affect soil biota	Sustainable soil health vs possible cumulative effects
Soil Structure	Improves porosity and aggregation	Little structural improvement	Better root growth and aeration
Environmental Safety	Eco-friendly, low toxicity	Generally safer than synthetic but variable	Reduced ecological risk
Nutrient Availability	Enhances nutrient retention and uptake	Limited direct role	Improved plant nutrition
Sustainability	Supports long-term soil resilience	Depends on type and frequency of use	More sustainable management option

4. Effects on Plant Health

4.1 Plant Growth and Development Responses

Nano-chitosan has been reported to stimulate plant growth by enhancing seed germination, root elongation, and biomass accumulation. Its ability to improve nutrient uptake and activate growth-promoting pathways contributes to these effects. Organic pesticides typically do not directly influence plant growth but may indirectly benefit plants by reducing pest pressure. However, some organic compounds can have phytotoxic effects at higher concentrations, necessitating careful dosage management.

4.2 Resistance to Pathogens and Stress Tolerance

Nano-chitosan acts as an elicitor of plant defense responses, inducing systemic acquired resistance and enhancing tolerance to biotic and abiotic stresses. It activates signaling pathways involving phytohormones such as salicylic acid and jasmonic acid, leading to the production of defense-related enzymes and secondary metabolites. Organic pesticides primarily provide protection by directly targeting pathogens and pests but do not typically stimulate intrinsic plant defense mechanisms. This distinction highlights the dual role of nano-chitosan as both a protective agent and a growth enhancer.

4.3 Phytotoxicity and Safety Assessment

Nano-chitosan exhibits low phytotoxicity due to its biocompatibility and biodegradability. Its application within optimal concentration ranges is generally safe for a wide range of crops. In contrast, some organic pesticides may cause phytotoxic effects depending on their chemical nature, formulation, and application rates. Assessing safety profiles is critical to avoid adverse effects on crop yield and quality.

4.4 Nutrient Uptake and Metabolic Changes

The application of nano-chitosan can enhance nutrient uptake efficiency by modifying root architecture and membrane permeability. It may also influence plant metabolic processes, including photosynthesis and secondary metabolite synthesis, contributing to improved vigor and stress resilience. Organic pesticides do not typically affect nutrient dynamics directly but may indirectly support nutrient status by reducing pest-induced damage. Understanding these physiological impacts aids in optimizing pesticide selection for crop health.

5. Comparative Efficacy and Environmental Safety

5.1 Pest Control Efficiency

Nano-chitosan demonstrates high pest control efficiency through its multifaceted mechanisms, including direct antimicrobial activity and elicitation of plant defense responses. Its nanoscale size enhances adhesion and penetration on pest surfaces, increasing lethality even at lower application rates. In contrast, conventional organic pesticides rely on bioactive compounds that may require higher dosages and frequent applications to maintain efficacy. While organic pesticides provide broad-spectrum control, their variable potency and rapid degradation can limit sustained pest suppression. The targeted action of nano-chitosan may reduce the likelihood of pest resistance development, offering a strategic advantage in integrated pest management.

5.2 Non-target Organism Impact

The selective antimicrobial properties of nano-chitosan tend to minimize adverse effects on non-target soil microorganisms and beneficial insects. Its biodegradability ensures that residues do not accumulate in the environment, reducing ecological risks. Conversely, some organic pesticides, despite their natural origin, can exert broader toxicity affecting beneficial arthropods, pollinators, and soil fauna. The variability in organic pesticide formulations contributes to inconsistent non-target impacts, necessitating careful assessment before widespread use. Nano-chitosan's compatibility with non-target organisms supports ecosystem balance and biodiversity conservation.

5.3 Residue Persistence and Bioaccumulation

Nano-chitosan degrades enzymatically into harmless monomers, resulting in low environmental persistence and negligible bioaccumulation risks. This property reduces concerns related to long-term soil and water contamination. Organic pesticides generally exhibit faster environmental breakdown through photolysis and microbial degradation; however, some compounds or formulations may leave residues that persist temporarily, potentially affecting soil and aquatic systems. The rapid degradation of organic pesticides lowers bioaccumulation but may compromise prolonged pest control, requiring repeated treatments. Understanding residue dynamics is critical for evaluating environmental safety and regulatory compliance.

5.4 Risk Assessment and Regulatory Considerations

Risk assessment for nano-chitosan involves evaluating its toxicity profile, environmental fate, and potential exposure pathways. Current evidence suggests low toxicity to humans and non-target organisms, supporting favorable regulatory prospects. However, standardized protocols for nano-materials are still evolving, and comprehensive risk evaluations are necessary to address nanoparticle-specific concerns such as aggregation and transport in ecosystems. Organic pesticides benefit from established regulatory frameworks but face challenges

related to formulation variability and quality control. Harmonizing safety standards and promoting transparent labeling are essential for both agents to ensure sustainable use and public acceptance.

6. Potential Applications and Future Prospects

6.1 Integration into Sustainable Pest Management

Nano-chitosan offers promising integration into sustainable pest management frameworks by combining effective pest suppression with environmental stewardship. Its compatibility with biological control agents and reduced chemical inputs aligns with integrated pest management (IPM) principles. Adoption of nano-chitosan-based formulations can reduce reliance on synthetic pesticides, lowering ecological footprints and enhancing crop resilience. Organic pesticides continue to play a vital role in organic farming systems, but nano-chitosan's multifunctionality may expand options for managing resistant pests and improving crop health sustainably.

6.2 Innovations in Nano-Formulations

Advancements in nano-formulation technologies are enhancing the stability, targeted delivery, and controlled release of nano-chitosan. Functionalization with other bioactive molecules or encapsulation techniques can improve specificity and reduce application frequency. These innovations aim to optimize efficacy while minimizing environmental exposure. Research into hybrid nano-pesticides combining nano-chitosan with other natural compounds is underway, potentially broadening the spectrum of activity and addressing multi-pest challenges. Continued development of cost-effective, scalable synthesis methods is crucial for commercial viability.

6.3 Challenges and Barriers to Adoption

Despite its advantages, nano-chitosan faces challenges including regulatory uncertainties surrounding nanomaterials, potential public perception issues, and production costs. Variability in raw material sources and synthesis protocols can affect product consistency and performance. Limited field data and long-term impact studies restrict confidence among farmers and policymakers. Organic pesticides, while more established, may suffer from inconsistent efficacy and supply chain constraints. Addressing these barriers requires multidisciplinary collaboration, transparent communication, and demonstration of tangible benefits in real-world agricultural settings.

6.4 Research Gaps and Development Opportunities

Key research gaps include comprehensive toxicological assessments of nano-chitosan, long-term environmental impact studies, and optimization of formulation parameters for diverse crop systems. Comparative field trials evaluating efficacy, safety, and economic feasibility are needed to validate laboratory findings. Investigations into synergistic effects with other pest management tools and exploration of nano-chitosan's role in enhancing soil and plant microbiomes present promising avenues. Bridging these gaps will facilitate evidence-based recommendations and accelerate adoption in sustainable agriculture.

7. Conclusion

7.1 Summary of Key Findings

Nano-chitosan exhibits superior pest control efficiency, targeted mode of action, and favorable environmental safety profiles compared to conventional organic pesticides. Its ability to enhance soil microbial health, enzyme activities, and plant growth responses positions it as a valuable tool in sustainable agriculture. Organic pesticides, while environmentally benign relative to synthetic chemicals, show limitations in persistence and specificity. The comparative evaluation underscores the potential of nano-chitosan to complement or enhance existing organic pest management strategies.

7.2 Implications for Agricultural Practices

Incorporating nano-chitosan into pest management programs can reduce chemical inputs, mitigate environmental risks, and improve crop productivity. Its dual role as a biopesticide and plant growth promoter offers integrated benefits. Adoption requires careful calibration of application rates and timing to maximize efficacy while preserving soil and plant health. Farmers and stakeholders should consider nano-chitosan as part of a holistic approach encompassing cultural, biological, and chemical controls.

7.3 Recommendations for Stakeholders

Policymakers should support the development of regulatory frameworks tailored to nanomaterials, ensuring safety without stifling innovation. Researchers must prioritize field validation and toxicological studies to build confidence. Extension services and industry players should focus on education and transparent communication to address adoption barriers. Collaborative efforts are essential to establish quality standards, optimize formulations, and facilitate market access.

7.4 Directions for Future Research

Future research should emphasize multi-disciplinary approaches integrating nanotechnology, soil science, plant physiology, and ecology. Longitudinal field studies assessing environmental and agronomic outcomes will provide critical insights. Development of multifunctional nano-formulations and exploration of synergistic pest management combinations hold promise. Expanding knowledge on nano-chitosan's interactions within agroecosystems will guide sustainable deployment and maximize benefits.

References

Khairy, A. M., Tohamy, M. R., Zayed, M. A., Mahmoud, S. F., El-Tahan, A. M., El-Saadony, M. T., & Mesiha, P. K. (2022). Eco-friendly application of nano-chitosan for controlling potato and tomato bacterial wilt. Saudi Journal of Biological Sciences, 29(4), 2199-2209.

Mishra, K. K., Subbanna, A. R. N. S., Rajashekara, H., Paschapur, A. U., Singh, A. K., Jeevan, B., & Maharana, C. (2022). Chitosan and chitosan-based nanoparticles for eco-friendly management of plant diseases and insect pests: A concentric overview. In Role of chitosan and chitosan-based nanomaterials in plant sciences (pp. 435-451). Academic Press.

Abd-Elrahman, S. H., El-Gabry, Y. A. E. G., Hashem, F. A., Ibrahim, M. F., El-Hallous, E. I., Abbas, Z. K., ... & Taha, N. M. (2023). Influence of nano-chitosan loaded with potassium on potassium fractionation in sandy soil and strawberry productivity and quality. Agronomy, 13(4), 1126.

Maluin, F. N., & Hussein, M. Z. (2020). Chitosan-based agronanochemicals as a sustainable alternative in crop protection. Molecules, 25(7), 1611.

Mehta, M. R., Biradar, S. P., Mahajan, H. P., Bankhele, R. R., & Hivrale, A. U. (2022). Chitosan and chitosan-based nanoparticles in horticulture: past, present and future prospects. Role of chitosan and chitosan-based nanomaterials in plant sciences, 453-474.

Ashraf, U., Zafar, S., Ghaffar, R., Sher, A., Mahmood, S., Noreen, Z., ... & Ashraf, A. (2022). Impact of nano chitosan-NPK fertilizer on field crops. In Role of chitosan and chitosan-based nanomaterials in plant sciences (pp. 165-183). Academic Press.

INNOVATIVE AGRICULTURE
www.innovativeagriculture.in
ISSN : 3048 - 989X

Comparative Genomics of Wild Relatives for Trait Mining

Kirti Singh[1], Alka Jaiswal[1] and Sachin Yadav[1]

[1]Ph.D. Scholar, Department of Genetics and Plant Breeding, Chandra Shekhar Azad University of Agriculture and Technology, Kanpur

1. Introduction to Comparative Genomics in Wild Relatives

1.1 Importance of wild relatives in crop improvement

Wild relatives of crops harbor a vast reservoir of genetic diversity that has been largely untapped in modern breeding programs. These species often possess traits such as resistance to biotic and abiotic stresses, tolerance to extreme environments, and enhanced nutritional qualities that are absent or diminished in cultivated varieties. Incorporating alleles from wild relatives can broaden the genetic base of crops, improving resilience and yield stability under changing climatic conditions. Their genetic resources are critical for sustaining global food security and adapting agriculture to future challenges.

1.2 Overview of comparative genomics approaches

Comparative genomics involves the systematic analysis of genome sequences from multiple species to identify conserved and divergent regions, gene families, and structural variations. Approaches include whole-genome alignment, synteny analysis, pan-genome construction, and phylogenomic studies. These methods enable the identification of candidate genes and regulatory elements linked to important traits by comparing cultivated crops with their wild relatives. Advances in sequencing technologies and bioinformatics have accelerated the ability to perform high-resolution comparative analyses at the genome-wide scale.

1.3 Challenges in studying wild relative genomes

Wild relatives often have complex genomes characterized by large sizes, high repeat content, polyploidy, and structural rearrangements, which complicate genome assembly and annotation. Limited availability of reference genomes and genomic resources for many wild species restricts comprehensive comparative analyses. Additionally, phenotypic characterization under diverse environmental conditions is challenging due to the ecological specificity and sometimes inaccessible habitats of wild relatives. These factors hinder the efficient identification and utilization of beneficial alleles from wild species.

1.4 Potential of wild relatives for trait discovery

The genetic variation in wild relatives offers unique opportunities for discovering novel alleles and gene variants associated with traits such as drought tolerance, disease resistance, and nutrient use efficiency. Comparative genomics facilitates the mining of these traits by pinpointing genomic regions under selection or associated with adaptive evolution. Integrating genomic data with phenotypic and environmental information can accelerate the identification of functional variants, enabling their deployment in breeding programs through marker-assisted selection or gene editing technologies.

2. Genomic Resources and Technologies for Wild Relatives

2.1 Genome sequencing platforms and assembly methods

High-throughput sequencing technologies, including short-read platforms (e.g., Illumina) and long-read platforms (e.g., PacBio, Oxford Nanopore), have revolutionized genome sequencing of wild relatives. Long-read sequencing improves assembly contiguity and resolution of repetitive regions, which are prevalent in wild genomes. Hybrid assembly approaches combining short and long reads enhance accuracy and completeness. Advances in chromosome conformation capture (Hi-C) and optical mapping facilitate chromosome-scale assemblies, enabling detailed structural and functional genomic analyses.

2.2 Annotation and functional genomics tools

Accurate genome annotation is essential for identifying genes, regulatory elements, and non-coding RNAs in wild relatives. Annotation pipelines integrate ab initio predictions, homology-based methods, and transcriptome data (RNA-seq) to generate high-confidence gene models. Functional genomics tools such as gene expression

profiling, epigenomics, and proteomics provide insights into gene function and regulation. These resources enable the linking of genomic features to phenotypic traits and help prioritize candidate genes for further validation.

2.3 Pan-genome and resequencing strategies

Pan-genome analysis, which captures the full complement of genes within a species including core and dispensable genomes, is crucial for understanding genetic diversity in wild relatives. Constructing pan-genomes requires sequencing multiple accessions to identify presence/absence variations, structural variants, and allelic diversity. Resequencing of wild populations enables the detection of polymorphisms and evolutionary dynamics. These strategies provide a comprehensive view of genetic variation beyond single reference genomes, enhancing trait mining potential.

2.4 Bioinformatics pipelines for comparative analysis

Robust bioinformatics workflows are necessary to manage and analyze large-scale genomic data from wild relatives. Pipelines typically include quality control, genome assembly, annotation, variant calling, synteny and collinearity analysis, and identification of selection signatures. Integration of multi-omics datasets (genomics, transcriptomics, epigenomics) enhances interpretation. Tools for visualization and statistical analysis facilitate the identification of candidate genes and genomic regions linked to traits. Automation and standardization of these pipelines improve reproducibility and scalability.

Table 1. Genomic Resources and Technologies for Wild Crop Relatives

Technology / Resource	Key Tools / Approaches	Mechanism / Principle	Applications / Outcomes
Genome Sequencing & Assembly	Illumina sequencing, PacBio sequencing, Oxford Nanopore sequencing, Hi-C, optical mapping	Short/long reads + hybrid assembly	High-quality, chromosome-scale genomes
Genome Annotation & Functional Genomics	RNA-seq, gene prediction tools, epigenomics	Gene identification and functional analysis	Trait discovery and gene characterization
Pan-genome & Resequencing	Multi-accession sequencing, SNP/variant analysis	Captures genetic diversity and structural variation	Trait mining and evolutionary insights
Bioinformatics Pipelines	QC tools, variant calling, synteny analysis	Data integration and comparative genomics	Identification of candidate genes
Multi-omics Integration	Genomics + transcriptomics + proteomics	Systems-level analysis	Better genotype–phenotype understanding
Data Visualization	Genome browsers, heatmaps, networks	Interpretation of large datasets	Improved decision-making
AI & Machine Learning	Predictive modeling tools	Pattern recognition in genomic data	Accelerated trait prediction
Conservation Genomics	Population genomics, diversity studies	Assess genetic variation and adaptation	Preservation of wild genetic resources

3. Genetic Diversity and Evolutionary Insights

3.1 Patterns of genetic variation in wild relatives

Wild relatives exhibit high levels of genetic diversity due to natural selection, genetic drift, and adaptation to diverse environments. This variation manifests as single nucleotide polymorphisms (SNPs), insertions/deletions (indels), copy number variations, and structural rearrangements. Characterizing these patterns informs on the extent of genetic resources available and guides conservation and utilization strategies. Understanding diversity within and between populations aids in identifying reservoirs of beneficial alleles.

3.2 Phylogenetic relationships and divergence times

Comparative genomics enables reconstruction of phylogenetic trees to elucidate evolutionary relationships among wild relatives and cultivated species. Estimating divergence times provides context for trait evolution and speciation events. Phylogenomic approaches using genome-wide markers improve resolution over traditional single-gene analyses. These insights help trace the origin of traits and inform introgression strategies for breeding.

3.3 Population structure and gene flow dynamics

Population genomic analyses reveal the genetic structure within and among wild relative populations, identifying subpopulations, admixture, and migration patterns. Gene flow between wild and cultivated species can introduce novel alleles but may also lead to genetic swamping. Understanding these dynamics is critical for managing genetic resources and designing breeding programs that harness beneficial gene flow while maintaining diversity.

3.4 Adaptive evolution and selection signatures

Detecting genomic regions under positive selection or balancing selection highlights loci involved in adaptation to environmental stresses. Comparative scans for selection signatures identify candidate genes contributing to traits like drought tolerance, disease resistance, and flowering time. Integrating environmental data with genomic analyses allows identification of local adaptation patterns, informing targeted trait mining from wild relatives.

4. Identification of Agronomically Important Traits

4.1 Traits of interest in wild relatives (e.g., stress tolerance, yield)

Wild relatives possess traits valuable for crop improvement, including tolerance to abiotic stresses (drought, salinity, temperature extremes), resistance to pests and diseases, improved nutrient use efficiency, and yield-related characteristics. These traits often arise from adaptation to natural environments and can be harnessed to enhance crop performance under suboptimal conditions.

4.2 Genomic regions associated with key traits

Comparative genomics identifies quantitative trait loci (QTLs) and candidate genomic regions linked to agronomic traits by contrasting wild and cultivated genomes. Mapping these regions facilitates understanding of genetic architecture and the discovery of novel alleles. High-resolution association studies and linkage mapping complement comparative approaches to pinpoint trait-associated loci.

4.3 Candidate gene discovery and functional validation

Genes within trait-associated regions are prioritized based on annotation, expression profiles, and evolutionary conservation. Functional validation through gene expression analysis, mutant studies, and transgenic approaches confirms gene-trait relationships. This process is essential for translating genomic discoveries into practical breeding targets.

4.4 Marker development for breeding applications

Molecular markers (SNPs, SSRs) derived from candidate genes and trait-associated regions enable marker-assisted selection (MAS) in breeding programs. These markers facilitate the introgression of beneficial alleles from wild relatives into elite cultivars, accelerating the development of improved varieties. Genomic selection approaches further enhance breeding efficiency by integrating genome-wide marker data.

5. Comparative Genomics for Abiotic and Biotic Stress Resistance

5.1 Genomic basis of drought and salinity tolerance

Comparative genomics enables identification of genes and regulatory networks underlying drought and salinity tolerance by contrasting tolerant wild relatives with sensitive cultivated varieties. Key pathways include osmotic adjustment, ion transport, and reactive oxygen species detoxification. Genomic regions enriched with stress-responsive genes or transcription factors are pinpointed, facilitating discovery of novel alleles conferring enhanced tolerance. Such insights guide breeding and biotechnological interventions aimed at improving crop resilience to water deficit and soil salinity.

5.2 Disease resistance gene families and their evolution

Wild relatives often harbor expanded and diversified disease resistance (R) gene families, including nucleotide-binding site leucine-rich repeat (NBS-LRR) genes. Comparative genomic analyses reveal patterns of gene duplication, diversification, and loss, shaping the repertoire of R genes. Evolutionary studies uncover lineage-

specific expansions linked to resistance against particular pathogens. Mapping these genes provides valuable targets for introgression of durable disease resistance into crops.

5.3 Mechanisms of pest resistance in wild relatives

Pest resistance in wild relatives involves diverse mechanisms such as production of secondary metabolites, structural barriers, and inducible defense responses. Comparative genomics identifies candidate genes involved in biosynthetic pathways of deterrent compounds and genes regulating signaling networks activated upon pest attack. Understanding these genetic bases enables exploitation of natural pest resistance traits to reduce reliance on chemical controls.

5.4 Integrating stress resistance traits into crops

Genomic information from wild relatives facilitates the transfer of stress resistance traits into cultivated crops through marker-assisted selection, genomic selection, or gene editing. Identification of causal variants and development of molecular markers accelerate breeding. Gene editing tools (e.g., CRISPR-Cas) allow precise modification of target genes identified via comparative genomics. Integrative approaches combining genomics, phenotyping, and breeding strategies enhance the efficiency and durability of stress resistance deployment.

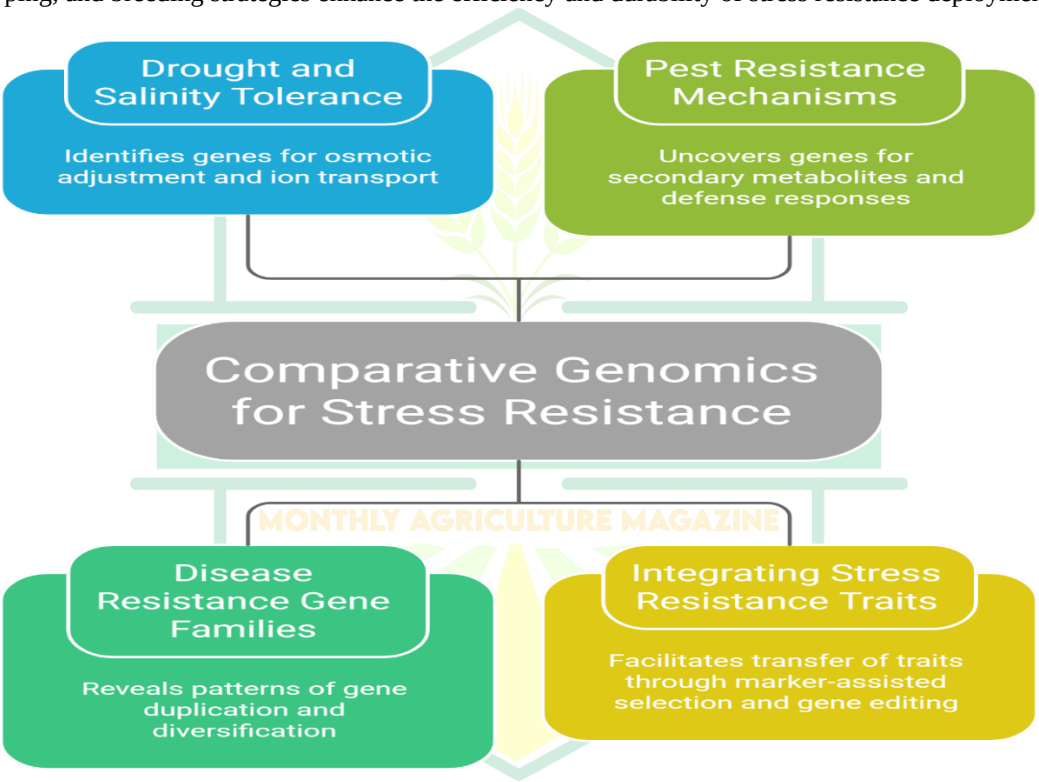

Figure 1: Enhancing Crop Resilience Through Comparative Genomics

6. Trait Mining through Structural Variation and Gene Editing Targets

6.1 Role of structural variants in trait diversity

Structural variants (SVs), including insertions, deletions, inversions, and translocations, contribute significantly to phenotypic diversity by altering gene content, dosage, or regulation. Comparative genomics uncovers SV landscapes in wild relatives, revealing variants associated with advantageous traits. SVs often underlie presence/absence variation of resistance genes or metabolic pathways, making them critical targets for trait mining.

6.2 Identification of copy number variations and presence/absence variants

Copy number variations (CNVs) and presence/absence variants (PAVs) represent forms of SVs that affect gene dosage and diversity. Pan-genome analyses across multiple wild and cultivated accessions detect these variants, highlighting genomic regions with dynamic content. CNVs and PAVs linked to stress tolerance, yield, or quality traits provide candidate loci for breeding and functional studies.

6.3 Potential gene editing targets revealed by comparative genomics

Comparative genomics identifies candidate genes and regulatory elements amenable to gene editing by highlighting allelic variants and functional polymorphisms in wild relatives. Targets include genes conferring resistance, yield improvement, or metabolic traits. Functional annotation and validation prioritize editing candidates to achieve desired phenotypic outcomes. These insights enable precision breeding through targeted mutagenesis or allele replacement.

6.4 Strategies for translating genomic findings into trait improvement

To convert genomic discoveries into practical improvements, strategies integrate marker-assisted backcrossing, genomic selection, and gene editing. High-throughput genotyping platforms facilitate tracking of beneficial alleles. Functional validation through transgenics or gene editing confirms trait effects. Collaborative breeding programs combine genomic data with phenotyping and environmental adaptation to develop improved cultivars with traits mined from wild relatives.

7. Future Perspectives and Challenges in Trait Mining from Wild Relatives

7.1 Integrating multi-omics data for comprehensive trait analysis

Future trait mining will increasingly rely on integrating genomics with transcriptomics, proteomics, metabolomics, and phenomics to capture complex trait architectures. Multi-omics approaches enable dissection of regulatory networks and environmental interactions, providing holistic insights into trait expression and adaptation. Such integration enhances predictive breeding and trait discovery beyond genomic sequence data alone.

7.2 Overcoming barriers in genome assembly and annotation

Despite advances, challenges remain in assembling and annotating complex wild relative genomes due to high heterozygosity, polyploidy, and repetitive content. Improved long-read sequencing, optical mapping, and AI-driven annotation tools are expected to enhance genome quality. Community efforts to develop reference genomes and shared databases will facilitate comparative analyses and resource accessibility.

7.3 Ethical and regulatory considerations in using wild relative genetics

Utilization of wild relative genetic resources raises ethical and legal issues related to biodiversity conservation, access and benefit-sharing, and intellectual property rights. Compliance with international treaties (e.g., Nagoya Protocol) and development of equitable frameworks are essential for sustainable use. Transparent policies will balance innovation with conservation and respect for indigenous knowledge.

7.4 Prospects for accelerating crop improvement through genomics

Advancements in genomics, bioinformatics, and gene editing promise rapid acceleration of crop improvement by harnessing wild relative diversity. Integration of high-throughput phenotyping, predictive modeling, and precision breeding will enable tailored development of resilient, high-yielding cultivars. Collaborative interdisciplinary efforts and investment in genomic resources are key to realizing the full potential of wild relatives in agriculture.

References

Pierlé, S. A., Dark, M. J., Dahmen, D., Palmer, G. H., & Brayton, K. A. (2012). Comparative genomics and transcriptomics of trait-gene association. BMC genomics, 13(1), 669.

Tirnaz, S., Zandberg, J., Thomas, W. J., Marsh, J., Edwards, D., & Batley, J. (2022). Application of crop wild relatives in modern breeding: An overview of resources, experimental and computational methodologies. Frontiers in plant science, 13, 1008904.

"A comparative genomics multitool for scientific discovery and conservation." Nature 587, no. 7833 (2020): 240-245.

Migicovsky, Z., & Myles, S. (2017). Exploiting wild relatives for genomics-assisted breeding of perennial crops. Frontiers in Plant Science, 8, 460.

Liang, X., Chen, X., Hong, Y., Liu, H., Zhou, G., Li, S., & Guo, B. (2009). Utility of EST-derived SSR in cultivated peanut (Arachis hypogaea L.) and Arachis wild species. BMC Plant Biology, 9(1), 35.

Li, Y. H., Zhou, G., Ma, J., Jiang, W., Jin, L. G., Zhang, Z., ... & Qiu, L. J. (2014). De novo assembly of soybean wild relatives for pan-genome analysis of diversity and agronomic traits. Nature biotechnology, 32(10), 1045-1052.

INNOVATIVE AGRICULTURE
www.innovativeagriculture.in
ISSN : 3048 - 989X

Conservation Agriculture: A Pathway to Sustainable Food Security

Parshuram[1], Dr. Palaparthy Steffi[2] and Giriraj Joshi[3], Neha Chandeliya[4]

[1]Ph.D. Research Scholar, Department of Agronomy, Chandra Shekhar Azad University of Agriculture and Technology, Kanpur – 208002, Uttar Pradesh, India
[2]Assistant Professor, Department of Agricultural Extension, KBR College of Agriculture (Affiliated to Acharya N.G. Ranga Agricultural University), Andhra Pradesh, India
[3]M.Sc. Scholar, Department of Soil Science, Rajmata Vijayaraje Scindia Krishi Vishwa Vidyalaya, Gwalior, Madhya Pradesh, India
[4]M.Sc. Scholar, Division of Soil science, Sher-e-Kashmir University of Agricultural Sciences and Technology of Kashmir (SKUAST-K), India
Corresponding Author: Parshuram

Introduction to Conservation Agriculture

1.1 Definition and Principles

Conservation Agriculture (CA) is an agricultural approach that focuses on sustainable farming practices aimed at preserving and enhancing natural resources. It is built on three core principles: minimal soil disturbance, permanent soil cover, and crop rotation. These principles work synergistically to maintain soil structure, improve fertility, and foster biodiversity, ensuring long-term agricultural productivity and environmental health. CA seeks to optimize the use of natural processes to reduce the need for external inputs such as chemical fertilizers and pesticides.

1.2 Historical Development

The concept of Conservation Agriculture emerged in response to the widespread soil degradation and erosion problems observed in the mid-20th century. Early forms of CA practices were developed in various parts of the world as farmers and scientists sought sustainable alternatives to conventional tillage-based farming. Over the decades, CA has evolved through research and field trials, gaining recognition as a viable strategy for sustainable land management. International organizations and agricultural research institutions have played key roles in promoting CA adoption globally.

1.3 Importance in Modern Agriculture

In the context of escalating environmental challenges and the growing global population, Conservation Agriculture offers a pathway to sustainable intensification of food production. It addresses critical issues such as soil degradation, water scarcity, and climate change impacts by enhancing resource use efficiency and resilience. CA contributes to maintaining ecosystem services, reducing greenhouse gas emissions, and supporting climate-smart agriculture, making it a vital component of modern sustainable farming systems.

1.4 Global Adoption Trends

Adoption of Conservation Agriculture has expanded across diverse agro-ecological zones worldwide, with significant uptake in regions such as Latin America, Africa, and parts of Asia. The spread of CA practices is influenced by factors including farmer awareness, policy support, access to inputs, and socio-economic conditions. While adoption rates vary, there is a growing recognition of CA's benefits among smallholder and commercial farmers, supported by government programs and international development initiatives.

2. Core Practices of Conservation Agriculture

2.1 Minimal Soil Disturbance (No-till Farming)

Minimal soil disturbance involves avoiding traditional plowing or tilling, which disrupts soil structure and microbial communities. No-till farming maintains soil integrity, reduces erosion, and enhances water infiltration. This practice promotes the buildup of organic matter and supports beneficial soil organisms, leading to improved soil fertility and stability over time.

2.2 Permanent Soil Cover (Mulching and Cover Crops)

Maintaining a permanent soil cover through mulching or planting cover crops protects the soil from erosion, reduces moisture loss, and moderates soil temperature. Mulches, derived from crop residues or organic materials, act as a barrier against rainfall impact and weed growth. Cover crops contribute additional organic matter, fix atmospheric nitrogen, and suppress pests and diseases, thereby improving overall soil health.

2.3 Crop Rotation and Diversification

Crop rotation involves alternating different crops in a sequence to break pest and disease cycles, improve soil nutrient balance, and reduce dependency on chemical inputs. Diversification through intercropping or mixed cropping systems enhances biodiversity and resilience against environmental stresses. These practices optimize resource use and contribute to sustainable yield improvements.

2.4 Integrated Pest and Nutrient Management

Conservation Agriculture incorporates integrated pest management (IPM) strategies that combine biological, cultural, and chemical controls to manage pests sustainably. Nutrient management focuses on optimizing fertilizer use efficiency by integrating organic and inorganic sources, guided by soil testing and crop needs. These approaches minimize environmental impacts and support long-term soil fertility.

Table 1. Core Practices of Conservation Agriculture

Practice Area	Key Practices / Techniques	Mechanism / Principle	Benefits / Outcomes
Minimal Soil Disturbance	No-till, reduced tillage	Maintains soil structure and microbial life	Reduced erosion, improved soil fertility
Permanent Soil Cover	Mulching, cover crops	Protects soil and conserves moisture	Reduced water loss, improved soil health
Crop Rotation & Diversification	Crop rotation, intercropping	Breaks pest cycles, balances nutrients	Increased productivity and resilience
Integrated Pest & Nutrient Management	IPM, balanced fertilization	Combines biological and chemical approaches	Sustainable pest control and soil fertility
Soil Organic Matter Enhancement	Residue retention, compost use	Builds organic carbon and improves structure	Long-term soil sustainability
Water Conservation	Rainwater use, reduced runoff	Improves infiltration and moisture retention	Drought resilience and efficient water use

3. Environmental Benefits of Conservation Agriculture

3.1 Soil Health Improvement

CA enhances soil physical, chemical, and biological properties by preserving soil structure, increasing organic matter content, and fostering microbial diversity. Improved soil health leads to greater nutrient availability, better root development, and increased resilience to erosion and compaction.

3.2 Enhanced Water Conservation

Permanent soil cover and minimal disturbance reduce surface runoff and increase water infiltration and retention. These effects improve soil moisture availability for crops, reduce irrigation needs, and contribute to groundwater recharge, which is critical in water-scarce regions.

3.3 Reduction in Greenhouse Gas Emissions

By reducing tillage and promoting carbon sequestration in soil organic matter, CA lowers carbon dioxide emissions from soil disturbance. Additionally, improved nutrient management reduces nitrous oxide emissions, contributing to mitigation of agriculture's greenhouse gas footprint.

3.4 Biodiversity Preservation

Conservation Agriculture supports habitat diversity both above and below ground. Diverse crop rotations and cover crops provide food and shelter for beneficial insects, pollinators, and soil fauna. This biodiversity enhances ecosystem services such as pest control, pollination, and nutrient cycling.

Table 2. Environmental Benefits of Conservation Agriculture

Benefit Area	Key Processes / Practices	Mechanism / Principle	Outcomes / Impacts
Soil Health Improvement	No-till, residue retention, microbial activity	Improves structure, organic matter, biology	Better fertility and soil resilience
Water Conservation	Mulching, reduced runoff, infiltration	Enhances water retention and recharge	Reduced irrigation need, drought resilience
GHG Emission Reduction	Reduced tillage, carbon sequestration	Lower CO_2 and N_2O emissions	Climate change mitigation
Biodiversity Preservation	Crop rotation, cover crops	Provides habitats for organisms	Improved ecosystem services
Erosion Control	Soil cover, minimal disturbance	Protects soil from wind and water erosion	Reduced soil loss and land degradation
Nutrient Conservation	Efficient nutrient cycling	Minimizes leaching and runoff	Improved nutrient use efficiency
Soil Carbon Storage	Organic matter buildup	Carbon sequestration in soil	Long-term sustainability

4. Conservation Agriculture and Food Security

4.1 Increasing Crop Productivity Sustainably

CA practices improve soil fertility and moisture availability, leading to stable or increased crop yields without degrading natural resources. This sustainable productivity supports food availability and farmer income over the long term.

4.2 Resilience to Climate Change

By enhancing soil structure and water retention, CA increases the ability of farming systems to withstand droughts, floods, and temperature extremes. Diverse cropping systems reduce vulnerability to pests and diseases exacerbated by climate variability.

4.3 Enhancing Smallholder Farmer Livelihoods

CA reduces input costs through lower labor and chemical requirements, improving profitability for smallholder farmers. Improved soil health and yields contribute to food self-sufficiency and income diversification, strengthening rural livelihoods.

4.4 Reducing Post-Harvest Losses

The improved soil and crop management under CA can lead to better crop quality and storage conditions. Healthier soils and diversified cropping reduce pest pressures and disease incidence, indirectly minimizing losses after harvest.

5. Socioeconomic Impacts of Conservation Agriculture

5.1 Cost Reduction and Economic Efficiency

Conservation Agriculture (CA) reduces production costs primarily by lowering labor requirements and decreasing the use of chemical inputs such as fertilizers and pesticides. Minimal tillage reduces fuel consumption and machinery wear, while crop rotations and cover crops improve soil fertility naturally, cutting input expenses. These factors contribute to improved economic efficiency and profitability for farmers, making CA an attractive option especially for resource-constrained smallholders. Over time, the cumulative savings and yield stability enhance farm financial resilience.

5.2 Labor Dynamics and Mechanization

The shift to CA alters labor demands, often reducing the intensity and seasonality of farm labor by eliminating plowing and related operations. This can free up labor for other activities or reduce labor costs. However, successful CA adoption may require investment in specialized equipment such as no-till seeders, which can be a barrier for some farmers. Mechanization tailored to CA practices can improve operational efficiency but necessitates training and access to appropriate technology, influencing labor patterns and rural employment dynamics.

5.3 Market Access and Value Chains

CA can influence farmers' integration into markets by improving product quality and consistency through better soil and crop management. Enhanced yields and diversified cropping systems may open opportunities for value addition and access to niche markets emphasizing sustainability. However, market access depends on infrastructure, supply chains, and consumer awareness, which vary regionally. Strengthening value chains aligned with CA principles can increase farmer incomes and incentivize wider adoption.

5.4 Policy and Institutional Support

The expansion of CA practices is often facilitated by supportive policies and institutional frameworks, including subsidies, extension services, training programs, and research investments. Governments and development agencies play critical roles in creating enabling environments through awareness campaigns, financial incentives, and capacity building. Institutional support helps overcome initial adoption barriers and fosters knowledge exchange, ensuring CA's sustainability and scaling potential.

6. Challenges and Limitations

6.1 Adoption Barriers and Farmer Perceptions

Despite its benefits, CA faces adoption challenges due to traditional farming mindsets, risk aversion, and limited awareness. Farmers may be reluctant to change established practices without clear short-term benefits or due to skepticism about CA's effectiveness. Social and cultural factors, as well as peer influence, affect willingness to adopt. Overcoming these barriers requires targeted education, demonstration plots, and farmer-to-farmer learning.

6.2 Technical and Knowledge Gaps

Effective implementation of CA demands specific technical knowledge related to soil management, crop rotation planning, pest control, and equipment use. Many farmers lack access to such knowledge or extension services, limiting CA's effectiveness. Research gaps remain in adapting CA to diverse agro-ecological conditions and cropping systems, necessitating ongoing innovation and tailored recommendations.

6.3 Initial Investment and Infrastructure Needs

Transitioning to CA may require upfront investments in specialized machinery, seeds for cover crops, and soil testing services. These initial costs can be prohibitive for smallholders without access to credit or subsidies. Additionally, infrastructure such as storage facilities and market linkages is essential to realize CA's economic benefits. Financial and logistical constraints thus pose significant hurdles to widespread adoption.

6.4 Environmental and Regional Constraints

CA practices may not be universally applicable due to variations in climate, soil types, and farming systems. In some regions, persistent pests, extreme weather events, or limited water availability can limit CA's effectiveness. Furthermore, residue retention and cover cropping may be challenging in areas with competing uses for biomass (e.g., livestock feed). These environmental and regional factors require adaptive management and localized solutions.

7. Future Directions and Innovations

7.1 Advances in Precision Agriculture

Precision agriculture technologies, such as GPS-guided machinery, remote sensing, and variable rate application, offer opportunities to optimize CA practices. These tools can enhance input efficiency, monitor soil health, and tailor interventions to field variability, improving productivity and sustainability. Integrating precision agriculture with CA can accelerate adoption and refine resource management.

7.2 Integration with Agroecological Practices

Combining CA with agroecological approaches such as agroforestry, organic farming, and biodiversity conservation can further enhance ecosystem services and resilience. This integration promotes diversified farming systems that support soil fertility, pest regulation, and climate adaptation, aligning with holistic sustainability goals.

7.3 Role of Digital Technologies and Data Analytics

Digital platforms and data analytics enable better decision-making by providing farmers with real-time information on weather, soil conditions, and pest outbreaks. Mobile applications, sensors, and cloud-based tools

facilitate knowledge dissemination, monitoring, and feedback, empowering farmers to implement CA practices more effectively.

7.4 Scaling Up and Policy Frameworks for Wider Adoption

Wider adoption of CA will depend on coherent policy frameworks that incentivize sustainable practices, facilitate access to finance and technology, and promote stakeholder collaboration. Scaling efforts require multi-level governance, public-private partnerships, and inclusive approaches that consider smallholder needs. Continued investment in research, extension, and capacity building is essential to mainstream CA globally.

Conclusion

Conservation Agriculture (CA) represents a transformative approach to sustainable farming by integrating minimal soil disturbance, permanent soil cover, and crop rotation. These principles collectively enhance soil health, conserve water, reduce greenhouse gas emissions, and preserve biodiversity, thereby addressing critical environmental challenges. CA contributes significantly to sustainable food security by improving crop productivity, increasing resilience to climate change, and supporting smallholder livelihoods. Economically, CA lowers production costs and optimizes labor use, although adoption can be hindered by technical, financial, and socio-cultural barriers. Overcoming these challenges requires robust policy frameworks, institutional support, and investments in research, extension, and capacity building. Future innovations, including precision agriculture and digital technologies, offer promising avenues to refine and scale CA practices. Multi-level governance and inclusive partnerships are essential to mainstream CA globally, ensuring that its benefits reach diverse farming communities. Overall, CA provides a viable pathway to sustainable intensification of agriculture, balancing productivity with environmental stewardship and socioeconomic development.

References

Rathika, S., Ramesh, T., Akanksha, M., Udhaya, A., Kavitha, M. P., Subbulakshmi, S., ... & Ajmal, S. (2025). Conservation agriculture: A pathway to achieving sustainable development goals. Plant Sci. Today, 12, 1-12.

Jayaraman, S., Dalal, R. C., Patra, A. K., & Chaudhari, S. K. (Eds.). (2021). Conservation agriculture: A sustainable approach for soil health and food security. Springer.

Farooq, M. (2023). Conservation agriculture and sustainable development goals. Pakistan Journal of Agricultural Sciences, 60(3).

Gulaiya, S., Singh, S., Kaur, R., Joshi, M., Gautam, K. K., Adhikari, A., ... & Kakkar, P. H. (2025). A review on conservation agriculture: challenges, opportunities and pathways to sustainable farming. Journal of Scientific Research and Reports, 31(1), 97-107.

Iyiola, A. O., Babafemi, O. P., Ogundahunsi, O. E., & Ojeleye, A. E. (2022). Food security: a pathway towards improved nutrition and biodiversity conservation. In Biodiversity in Africa: potentials, threats and conservation (pp. 79-107). Singapore: Springer Nature Singapore.

Shrestha, J. I. B. A. N., Subedi, S. U. B. A. S. H., Timsina, K. P., Chaudhary, A., Kandel, M., & Tripathi, S. (2020). Conservation agriculture as an approach towards sustainable crop production: A review. Farming and Management, 5(1), 7-15.

Landers, J. N., de Freitas, P. L., de Oliveira, M. C., da Silva Neto, S. P., Ralisch, R., & Kueneman, E. A. (2021). Next steps for conservation agriculture. Agronomy, 11(12), 2496.

INNOVATIVE AGRICULTURE
www.innovativeagriculture.in
ISSN : 3048 - 989X

Climate-smart agricultural practices for improving soil health and enhancing crop productivity

Shubhima[1]

[1]M.Sc. Research Scholar, Division of Agronomy,
Chaudhary Charan Singh Haryana Agricultural University

1. Introduction

The climate change and agriculture nexus is one of the most characteristic crises of the 21 st century. The agricultural systems are particularly susceptible to climate change, but they are also among the major sources of greenhouse gas (GHG) emissions. Food and Agriculture Organization (FAO) projects that, with a global population of about 10 billion people, to be fed by 2050, the food production will have to grow by a high force, even though the arable land base will be reduced and the environmental conditions will be poor.

Existing traditional agricultural paradigms, which are often employed in intensive tillage, monoculture, and intensive use of synthetic inputs, have obtained temporary productivity benefits at the cost of ecological stability in the long-term. These activities have increased the rate of soil organic carbon (SOC) degradation, soil erosion, salinization and a drop in biodiversity, hence making agricultural ecosystems more vulnerable to climatic shocks like droughts and torrential rains.

Climate-Smart Agriculture (CSA) has become an inevitable paradigm change. CSA can be characterized by three pillars:

1) to grow agricultural productivity and incomes in a sustainable way;
2) to adapt and gain resiliency to climate change;
3) to cut and/or eliminate greenhouse gas emissions, where feasible.

At the heart of realization of all three pillars is the rehabilitation and sustenance of soil health. Healthy soil which is abundant in organic matter and microbial life is also an important buffer to climate variability and also the key driver to crop production. In this paper, evidence-based CSA practices are outlined that advance the soil health parameters, hence ensuring and increasing crop productivity in a warming world.

2. The Climate-Soil-Productivity Nexus

Soil is not a lifeless material on which vegetation clings but it is a living organism. The complex interaction of physical structure, chemical composition and biological activity determines its health. Climate change interferes with this balance in a number of both direct and indirect ways.

The rise in ambient temperatures upsurges the pace at which organic matter is decomposed in soil, emitting the stored carbon in the form of CO2 and curbing the water-holding capability of the soil. At the same time, based on the changed distribution of precipitation, both intensive rainfall and extended droughts present a contrast in the stress factor: intensive sheet and gully erosion, leading to soil loss of fertile topsoil, and soil crusting and salinization, especially in irrigated arid zones.

The decline in the health of the soil directly is associated with the decline in crop productivity. Destruction of soil structure hinders root penetration and aeration; lowered SOC lowers nutrient recycling, forcing an increase of artificial fertilizer input, which further harms soil biology and leads to the release of nitrous oxide. This establishes negative feedback, as shown in Figure1. This cycle has to be broken, and the key solution to this initiative is the restoration of soil as a key climate response measure.

3. Key Climate-Smart Practices for Soil Health

CSA has to do with the abandonment of maximisation in favour of ecological processes optimisation. Some of these practices have proven themselves to be strongly backed by scientific evidence to enhance the soil health parameters.

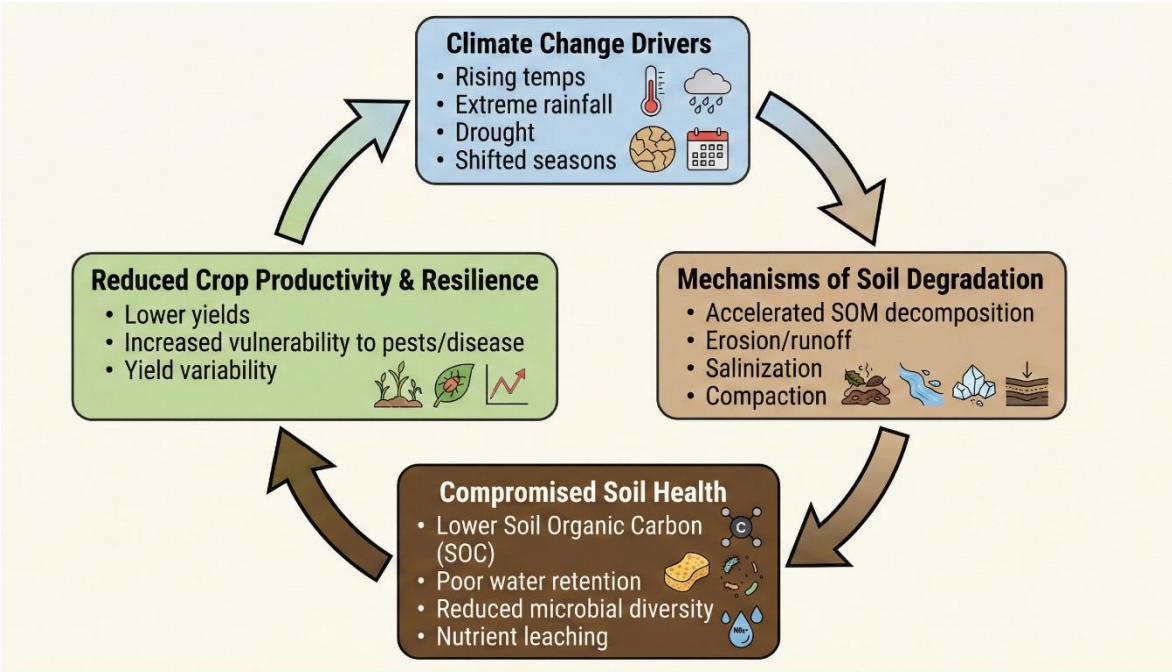

Figure 1. The Vicious Cycle of Climate Change and Soil Degradation

3. Key Climate-Smart Practices for Soil Health

CSA has to do with the abandonment of maximisation in favour of ecological processes optimisation. Some of these practices have proven themselves to be strongly backed by scientific evidence to enhance the soil health parameters.

3.1. Conservation Agriculture (CA)

One of the key CSA methods is Conservation Agriculture, which operates under three inter-connected pillars of minimum soil disturbance (no-till or minimum till), preservation of surface cover (crop residues or cover crops), and diversification of plant species (crop rotation or intercropping). Traditional tillage destroys soil aggregates, oxidizes buried carbon and disintegrates fungal hyphae networks critical to soil structure. By reducing the level of disturbance, CA will help preserve the soil aggregates, hence, erosion is minimized which allows SOC to accumulate. Surface residues maintenance also serves as an insulating mulch which moderates the temperature of soils, evaporation, and buffering the effects of rain droplets which greatly enhance the water infiltration. Research always indicates that though a slight initial drag in yields may be experienced during the transference period (years 1-3) long-term adoption yields stabilised or even increased yields at lower input costs, especially in years with drought problems, because of enhanced soil moisture conservation.

3.2. Integrated Nutrient Management (INM) and Organic Amendments

The use of synthetic fertilizers alone can cause the soil to become acidic and there can be a reduction in the biological activity. INM ensures maximum nutrient cycling through using organic amendments like farmyard manure, compost, biochar and crop residues, which are combined with mineral fertilizers. Feeding of the soil microbiome is important because of the input of organic matter. The mineralising of nutrients into forms accessible to plants requires a wide-ranging and active microbial community that inhibits soil-borne pathogens and forms polysaccharides which hold soil particles together in rigid structures. Biochar is also an example of CSA tool, which has received interest due to its high surface area and recalcitrance, which enables it to hold carbon over centuries and enhance cation-exchange capacity (CEC) and water retention in sandy soils. INM guarantees an equal supply of macro- and micronutrients, which match the demand with supply and lessen the amount of nutrients lost through leaching or volatilisation, which are significant environmental issues.

3.3. Agroforestry and Landscape Diversification

Agroforestry incorporates woody perennials (trees and shrubs) in crops and livestock. It is an effective CSA tool and comes in three dimensions to address the concern of soil health.

- Above ground: Canopies cause a change in the microclimate, slowing down wind speed and evapotranspiration levels of crops in the understorey; leaf litter supplies a steady source of organic biomass.
- Below ground: Deep tree roots renourish nutrients lost to the crop root zone below the crop root zone, pumping the nutrients up to the surface through litterfall (the nutrient-pump hypothesis); and when the roots die, they form macropores, which substantially enhance water infiltration during heavy rainfalls.
- Leguminous trees: The use of trees that fix nitrogen (e.g., Faidherbia albida, Gliricidia sepium, etc.) is a natural method of improving soil fertility without the use of synthetic nitrogen.

Table 1. Comparative Analysis of Selected Climate-Smart Agricultural Practices

CSA Practice	Key Mechanisms of Action	Impact on Soil Health Parameters	Impact on Crop Productivity & Resilience
Conservation Agriculture (No-till + Residue)	Minimal physical disturbance; protective surface mulch.	Increases Soil Organic Carbon (SOC) stratification; improves aggregate stability; enhances earthworm activity; moderates soil temperature.	Improves water use efficiency (WUE), leading to stabilized yields in drought years; reduces labour and fuel costs.
Cover Cropping	Continuous living root systems; biomass production during fallow periods.	Reduces nitrate leaching; adds organic matter; prevents erosion; leguminous covers fix atmospheric nitrogen.	Breaks pest/disease cycles; improves nutrient availability for subsequent cash crops; enhances long-term yield potential.
Integrated Nutrient Management (Compost/Manure)	Addition of stabilized organic matter and diverse microbial inoculants.	Increases Cation Exchange Capacity (CEC); stimulates microbial biomass and enzymatic activity; improves water holding capacity.	Provides slow-release nutrients, reducing fertilizer spikes and crashes; improves crop resilience to nutrient stress.
Agroforestry (e.g., Alley Cropping)	Deep rooting systems; microclimate modification; biomass contribution from leaf litter.	Recovers deep soil nutrients; increases macroporosity for infiltration; adds significant biomass carbon over time.	Diversifies farm income (timber/fruit); protects crops from heat/wind stress; improves yield stability over long time horizons.

4. Mechanisms of Improvement

Although a number of practices have their own advantages, almost all effective CSA interventions all find their culmination in a single mechanism that is the improvement of Soil Organic Carbon (SOC). The quantifiable portion of the soil organic matter is referred to as SOC, and is generally considered the universal indicator of soil health. The main energy source to the soil food web is SOC. It affects productivity in a multi-faceted way:

1. Physical: SOC operates in a similar way to the sponge. Even a small percent increase of 1 per cent. is able to increase the water holding capacity of soil by tens of thousands of litres per hectare, which is a very important resilience factor during droughts. Also, SOC attaches soil particles leading to a decrease in bulk density and improved aeration to support root growth.

2. Chemical: SOC offers the surface area with a negative charge (CEC), trapping the necessary cation (calcium, magnesium, and potassium) in the soil profile and preventing their loss by the roots of the crops.

3. Biological: SOC supports the microbial activities of nutrient cycling; and the healthy microbial flora are also helpful in building disease-resistant soils. The correlation between SOC and the crop productivity has an average non-linear character.

Figure 2 shows that, at the beginning, the growth of SOC in degraded soils brings about rapid productivity returns. The curve however levels off after a point once other limiting factors are taken over like the genetic potential of the crop or the availability of light. CSA is aimed at shifting the soils off the steep slope section of this curve towards the saturation plateau.

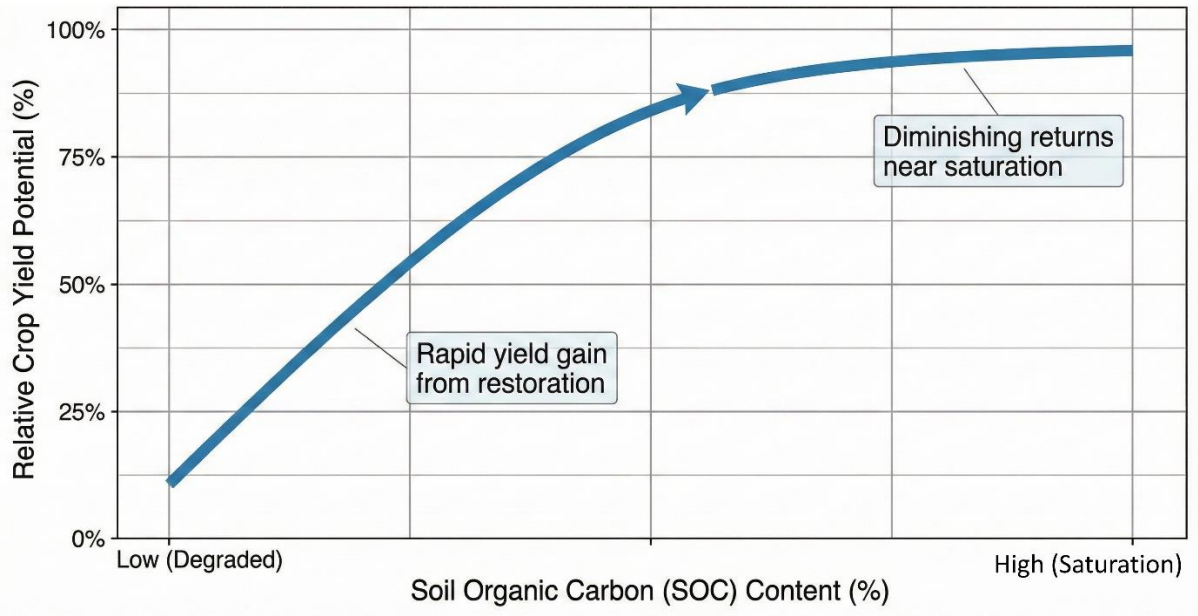

Figure 2. Conceptual Relationship Between Soil Organic Carbon and Crop Yield

5. Challenges and Barriers to Adoption

Although the advantages of using CSA practices in promoting soil health are undeniable scientifically, global adoption of the practices is uneven. There are a number of obstacles to mass adoption.

Economic Transition Costs: Economic practices like conservation agriculture may also require new equipment (e.g., no-till seeders). Moreover, the biological benefits of biological practices like cover cropping or compost application are usually not realised in economic returns within three to five years, and hence they form a valley of death to the resource-poor farmers who would not be able to manage the short-term cash-flow risks.

Knowledge and Technical Gaps: CSA is knowledge-intensive and not input-intensive. Appropriate application of integrated nutrient management or complex crop rotations entails place-based knowledge on the nature of soil, local climatic cycles and pest interactions. The extension services in most of the developing areas are not in a position to offer this subtle support.

Policy and Market Misalignments: A lot of agricultural subsidies that exist today support traditional tilling and synthetic fertilizers leading to poor alignment between policy and market. The risk-reduction benefits associated with CSA practices are not normally identified and valued by crop insurance models. In addition, there can be underdeveloped markets for diversified crops (a rotation).

6. Conclusion

Climate change coupled with soil degradation poses an existential danger to the world food security. It is no longer possible to continue with the business-as-usual agricultural practices. Climate-Smart Agriculture where the recarbonisation and restoration of soil health is the primary focus is the only scientifically viable way ahead. Conservation agriculture, agroforestry, and integrated nutrient management are practices that are not of a secondary nature as far as the environment is concerned but rather fundamental approaches towards ensuring productivity. These practices stabilize the farm systems against climatic extremes as they are able to rebuild soil organic carbon, water infiltration and enhance the activity of the soil thus guaranteeing long-term yields. It will take concerted efforts by the policymakers, researchers, and the private sector to overcome the barriers to adoption. There is a need to invest in agricultural extension, reorganize subsidies to incentivize the stewardship of the soil (i.e. carbon farm payments), and financial instruments that can de-risk the transition period. Finally,

the identification of soil health as a key global infrastructure is also a condition to achieve food security in the evolving climate.

References

Cárceles Rodríguez, B., Durán-Zuazo, V. H., Soriano Rodríguez, M., García-Tejero, I. F., Gálvez Ruiz, B., & Cuadros Tavira, S. (2022). Conservation agriculture as a sustainable system for soil health: A review. Soil Systems, 6(4), 87.

Fahad, S., Chavan, S. B., Chichaghare, A. R., Uthappa, A. R., Kumar, M., Kakade, V., Pradhan, A., Jinger, D., Rawale, G., Yadav, D. K., Kumar, V., Farooq, T. H., Ali, B., Sawant, A. V., Saud, S., Chen, S., & Poczai, P. (2022). Agroforestry systems for soil health improvement and maintenance. Sustainability, 14(22), 14877.

Food and Agriculture Organization of the United Nations (FAO). (2013). Climate-smart agriculture sourcebook. FAO.

Lal, R. (2008). Carbon sequestration. Philosophical Transactions of the Royal Society B: Biological Sciences, 363(1492), 815–830.

Paramesh, V., Mohan Kumar, R., Rajanna, G. A., Gowda, S., Nath, A. J., Madival, Y., Jinger, D., Bhat, S., & Toraskar, S. (2023). Integrated nutrient management for improving crop yields, soil properties, and reducing greenhouse gas emissions. Frontiers in Sustainable Food Systems, 7, 1173258.

Soler, C. M. T., Bado, V. B., Traore, K., Bostick, W. M., Jones, J. W., & Hoogenboom, G. (2011). Soil organic carbon dynamics and crop yield for different crop rotations in a degraded ferruginous tropical soil in a semi-arid region: A simulation approach. The Journal of Agricultural Science, 149(5), 579–593.

Teng, J., Hou, R., Dungait, J. A. J., Zhou, G., Kuzyakov, Y., Zhang, J., Tian, J., Cui, Z., Zhang, F., & Delgado-Baquerizo, M. (2024). Conservation agriculture improves soil health and sustains crop yields after long-term warming. Nature Communications, 15, 8756.

INNOVATIVE AGRICULTURE
www.innovativeagriculture.in
ISSN : 3048 - 989X

Digital Agriculture and Its Role in Transforming Agronomic Practices

V. Chaitanya[1], S. Sowmyasri[1] and B. Madhukar[2]

[1]Ph.D. Scholar, Department of Agronomy, Professor Jayashankar Telangana State Agricultural University, Hyderabad, Telangana, India
[2]Teaching Associate, Department of Agronomy, Professor Jayashankar Telangana State Agricultural University, Hyderabad, Telangana, India

1. Introduction

1.1 Definition and overview of digital agriculture

Digital agriculture refers to the integration of advanced digital technologies into agricultural processes to enhance the efficiency, productivity, and sustainability of farming. It involves the systematic use of tools such as sensors, data analytics, artificial intelligence, and connectivity solutions to collect, analyze, and apply data at every stage of crop production and farm management. This paradigm shift moves agriculture from traditional, experience-based practices to precise, data-driven decision-making, enabling farmers to optimize inputs and outputs with greater accuracy.

1.2 Importance of digital transformation in agriculture

The digital transformation in agriculture is pivotal due to increasing global food demand, shrinking arable land, and the need for sustainable resource management. By adopting digital tools, agriculture can meet production goals while minimizing environmental harm. Digital agriculture facilitates real-time monitoring and management, reducing waste and improving crop quality and yield. It also supports adaptation to climate variability and enhances resilience against biotic and abiotic stresses, making it a crucial component in modern agronomic strategies.

1.3 Objectives of integrating digital technologies in agronomy

The primary objectives include optimizing resource use (water, fertilizers, pesticides), improving crop health and yield, reducing environmental impact, and enhancing farm profitability. Digital technologies aim to provide actionable insights that enable precision in planting, irrigation, nutrient management, and pest control. Furthermore, these technologies support better farm record-keeping, compliance with regulatory standards, and improved market access through enhanced traceability and quality assurance.

1.4 Global challenges addressed by digital agriculture (food security, climate change, resource management)

Digital agriculture addresses critical global challenges such as feeding a growing population projected to reach nearly 10 billion by 2050. It contributes to food security by increasing productivity and reducing post-harvest losses. Climate change impacts, including erratic weather patterns and resource scarcity, are mitigated through adaptive management supported by predictive analytics and monitoring systems. Additionally, digital agriculture promotes efficient resource management, conserving water and soil health, and reducing greenhouse gas emissions associated with conventional farming practices.

2. Concept and Scope of Digital Agriculture

2.1 Components of digital agriculture: hardware, software, and connectivity

Digital agriculture integrates three core components: hardware (sensors, drones, GPS devices, automated machinery), software (data analytics platforms, AI algorithms, farm management applications), and connectivity infrastructure (wireless networks, cloud computing). These components work synergistically to collect, transmit, and process data, enabling farmers to monitor and manage their fields remotely and in real time.

2.2 Precision agriculture and its role in tailored input application

Precision agriculture is a central element of digital agriculture that involves site-specific management of crops. Using spatial and temporal data, inputs such as water, fertilizers, and pesticides are applied variably according to

crop needs and soil conditions. This approach minimizes overuse and underuse of inputs, reducing costs and environmental impact while enhancing productivity.

2.3 Farm management systems for operational oversight

Farm management systems are digital platforms that integrate various data streams to provide comprehensive oversight of farm operations. These systems assist in planning, scheduling, resource allocation, financial management, and compliance monitoring. By consolidating information, they enable informed decision-making and improve operational efficiency.

2.4 Digitization of supply chains and decision support systems

Digital agriculture extends beyond the field to encompass the entire supply chain, enhancing traceability, logistics, and market linkages. Decision support systems combine real-time data with predictive models to provide tailored recommendations for crop management, pest control, and harvesting schedules. These systems empower farmers with actionable insights that optimize both production and post-production activities.

3. Technological Foundations of Digital Agriculture

3.1 Internet of Things (IoT) in field monitoring and data collection

IoT technology involves deploying interconnected sensors and devices across agricultural fields to continuously monitor variables such as soil moisture, temperature, nutrient content, and crop health. These devices transmit real-time data to centralized platforms, enabling timely interventions and precise management of environmental factors that affect crop growth.

3.2 Remote sensing and satellite imagery for crop and soil assessment

Remote sensing technologies, including drones and satellites, provide high-resolution imagery that captures spatial variability in crop conditions and soil properties. This data supports mapping, disease detection, stress identification, and yield estimation, allowing farmers to respond proactively to emerging issues.

3.3 Big data analytics for pattern recognition and forecasting

The aggregation of large volumes of heterogeneous data from sensors, weather stations, market trends, and historical records enables big data analytics to identify patterns and correlations. These insights facilitate yield forecasting, risk assessment, and optimization of input use, contributing to more precise and informed agronomic decisions.

3.4 Artificial intelligence, machine learning, and robotics in automation

AI and machine learning algorithms analyze complex datasets to generate predictive models and automate decision-making processes. Robotics and autonomous machinery execute tasks such as planting, weeding, and harvesting with high accuracy, reducing labor demands and improving operational consistency.

Table 1. Technological Foundations of Digital Agriculture

Technology Area	Key Tools / Systems	Function / Principle	Benefits / Applications
Internet of Things (IoT)	Sensors, connected devices, field networks	Real-time monitoring of soil, crop, climate	Precision farming and timely interventions
Remote Sensing & GIS	Satellites, drones, imaging systems	Spatial analysis of crop and soil conditions	Disease detection, yield estimation
Big Data Analytics	Data platforms, predictive models	Pattern recognition and forecasting	Improved decision-making and risk assessment
AI, ML & Robotics	Algorithms, autonomous machines	Automation and intelligent data processing	Reduced labor, increased efficiency
Cloud Computing	Cloud storage, digital platforms	Data storage and remote access	Scalable and accessible farm management
Decision Support Systems	Farm management software, DSS tools	Data-driven recommendations	Optimized input use and productivity
GPS & Precision Technologies	GPS, variable rate technology	Site-specific management	Efficient resource utilization

4. Transformation of Agronomic Practices

4.1 Soil and crop health monitoring through continuous sensing

Continuous monitoring via digital sensors provides detailed information on soil moisture, nutrient levels, pH, and temperature, as well as crop physiological status. This data enables early detection of stress factors, facilitating timely corrective actions that enhance plant health and productivity.

4.2 Precision input application using variable rate technology

Variable rate technology allows for the spatially precise application of inputs tailored to the specific needs of different field zones. This reduces input wastage, lowers production costs, and minimizes environmental contamination by avoiding blanket application of fertilizers and pesticides.

4.3 Enhanced crop breeding supported by digital phenotyping and genotyping

Digital tools accelerate crop improvement programs by collecting large-scale phenotypic and genotypic data. Automated imaging and sensor technologies enable high-throughput phenotyping, while data analytics help identify desirable traits, speeding up the development of resilient and high-yielding varieties.

4.4 Predictive pest and disease management using environmental data

By integrating environmental monitoring data with historical pest and disease occurrence patterns, predictive models can forecast outbreaks. This allows for targeted and timely interventions, reducing crop losses and minimizing the use of chemical controls.

5. Benefits of Digital Agriculture

5.1 Increased productivity through optimized resource use

Digital agriculture enables farmers to maximize crop yields by applying inputs such as water, fertilizers, and pesticides precisely where and when they are needed. This targeted approach reduces inefficiencies inherent in traditional farming methods, allowing for enhanced biomass production and improved crop quality. Real-time monitoring and data-driven decision support ensure that agronomic interventions align closely with crop growth stages and environmental conditions, thereby boosting overall farm productivity.

5.2 Improved resource efficiency and environmental sustainability

By utilizing technologies like variable rate application and smart irrigation systems, digital agriculture minimizes excessive use of natural resources. This optimization conserves water, reduces chemical runoff, and lowers greenhouse gas emissions associated with fertilizer production and application. Continuous soil and crop health monitoring further supports sustainable practices by preventing soil degradation and maintaining ecosystem balance, contributing to long-term agricultural viability.

5.3 Risk mitigation via early warning and predictive analytics

Digital tools provide early detection of biotic and abiotic stresses through sensor data and environmental monitoring. Predictive models forecast pest outbreaks, disease incidence, and adverse weather events, allowing farmers to implement timely preventive or corrective measures. This proactive management reduces crop losses, lowers dependency on emergency interventions, and stabilizes farm income by mitigating risks linked to climate variability and pest pressures.

5.4 Enhanced market competitiveness and supply chain transparency

Integration of digital technologies into supply chains improves traceability, quality control, and logistics efficiency. Accurate yield predictions and harvest scheduling enable better alignment with market demands, reducing post-harvest losses and improving product value. Enhanced transparency through digital records and blockchain applications builds consumer trust and opens access to premium markets that require certification and compliance with quality standards.

6. Challenges and Barriers to Adoption

6.1 Financial constraints related to initial investment and infrastructure

The adoption of digital agriculture technologies often requires substantial upfront costs for purchasing sensors, drones, automated machinery, and establishing connectivity infrastructure. Smallholder and resource-poor farmers may find these investments prohibitive, limiting widespread implementation.

Additionally, ongoing operational costs and maintenance expenses can pose financial burdens, especially in low-margin farming contexts.

Table 2. Benefits of Digital Agriculture in Modern Farming Systems

Benefit Area	Key Technologies / Practices	Mechanism / Principle	Outcomes / Advantages
Increased Productivity	Precision farming, sensors, DSS	Site-specific input application	Higher yield and improved crop quality
Resource Efficiency	Smart irrigation, variable rate technology	Optimized use of water and fertilizers	Reduced input cost, environmental protection
Risk Mitigation	Predictive analytics, early warning systems	Forecasting pests, diseases, weather events	Reduced crop losses, stable income
Market Competitiveness	Traceability systems, blockchain, logistics	Transparent and efficient supply chain	Better prices, access to premium markets
Data-Driven Decision Making	Big data, AI, farm management software	Real-time analysis and recommendations	Improved farm planning and management
Labor Efficiency	Automation, robotics, digital tools	Reduced manual intervention	Lower labor costs, increased efficiency
Climate Resilience	Climate-smart tools, remote sensing	Monitoring environmental variability	Adaptation to climate change
Sustainability Enhancement	Soil sensors, ecosystem monitoring	Balanced input use and conservation practices	Long-term soil health and ecosystem stability

6. Challenges and Barriers to Adoption

6.1 Financial constraints related to initial investment and infrastructure

The adoption of digital agriculture technologies often requires substantial upfront costs for purchasing sensors, drones, automated machinery, and establishing connectivity infrastructure. Smallholder and resource-poor farmers may find these investments prohibitive, limiting widespread implementation. Additionally, ongoing operational costs and maintenance expenses can pose financial burdens, especially in low-margin farming contexts.

6.2 Digital literacy gaps among farming communities

Effective utilization of digital tools demands a certain level of technical knowledge and skills. Many farmers, particularly in developing regions, lack familiarity with digital platforms, data interpretation, and technology management. This digital divide hampers adoption and reduces the potential benefits of digital agriculture, necessitating targeted training programs and user-friendly technology design.

6.3 Data privacy, security concerns, and governance issues

The collection and use of vast amounts of farm data raise concerns about data ownership, privacy, and potential misuse. Farmers may be reluctant to share sensitive information without clear policies and protections. The absence of robust regulatory frameworks governing data access, sharing, and security complicates trust-building and the ethical deployment of digital agriculture solutions.

6.4 Connectivity limitations in rural and remote areas

Reliable internet and wireless network access are critical for real-time data transmission and cloud-based analytics. However, many rural farming areas suffer from poor connectivity infrastructure, limiting the functionality of digital agriculture technologies. This digital infrastructure gap restricts the reach of advanced tools, particularly for small-scale and remote farmers, and requires investment in rural broadband and alternative connectivity solutions.

7. Future Outlook and Emerging Trends

7.1 Advances in AI for autonomous decision-making and predictive modeling

Artificial intelligence is expected to evolve toward more sophisticated models capable of autonomous farm management decisions. These systems will integrate multi-source data streams to provide real-time, context-specific recommendations and automate complex tasks, further reducing labor demands and enhancing precision in agronomic practices.

7.2 Edge computing for local data processing and reduced latency

Edge computing involves processing data locally on farm devices rather than relying solely on cloud servers. This approach reduces latency, improves data privacy, and ensures continued functionality in low-connectivity environments. Edge computing will enable faster decision-making and increase the resilience of digital agriculture systems.

7.3 Blockchain applications for traceability and transparency

Blockchain technology promises to enhance transparency and trust across agricultural supply chains by providing immutable, verifiable records of production, processing, and distribution activities. This innovation supports certification processes, combats fraud, and strengthens consumer confidence in product origin and quality.

7.4 Integration with climate-smart agriculture and inclusive digital solutions

Future digital agriculture will increasingly align with climate-smart practices aimed at adaptation and mitigation of climate change impacts. Development of affordable, accessible digital tools tailored to smallholders and marginalized farmers will promote inclusivity, ensuring that digital transformation benefits are equitably distributed and contribute to rural development and food security.

Conclusion

Digital agriculture is fundamentally reshaping agronomic practices by integrating advanced technologies to enhance productivity, sustainability, and resilience. It leverages tools such as IoT, AI, big data analytics, and remote sensing to enable precise, data-driven decision-making that optimizes resource use and reduces environmental impact. This digital transformation addresses critical global challenges including food security, climate change adaptation, and efficient resource management. Despite challenges such as financial barriers, digital literacy gaps, data privacy concerns, and connectivity limitations, ongoing technological advancements and inclusive strategies promise broader adoption. Emerging trends like AI-driven autonomous systems, edge computing, blockchain for supply chain transparency, and alignment with climate-smart agriculture are set to further empower farmers, particularly smallholders. By fostering equitable access to affordable and user-friendly digital solutions, digital agriculture holds significant potential to drive sustainable rural development and ensure global food security in a changing climate.

References

Abashidze, G. (2023). Digital agriculture-technological means and possibilities of digital transformation of agriculture. Economic Science for Rural Development, 10(56), 13-19.

Khanna, M., Atallah, S. S., Kar, S., Sharma, B., Wu, L., Yu, C., ... & Guan, K. (2022). Digital transformation for a sustainable agriculture in the United States: Opportunities and challenges. Agricultural Economics, 53(6), 924-937.

Maring, T. O. (2023). The role of digital technology in agriculture. Integrated Publications TM New Delhi, 371.

Dayioğlu, M. A., & TÜRKER, U. (2021). Digital transformation for sustainable future-agriculture 4.0: a review. Journal of Agricultural Sciences/Tarim Bilimleri Dergisi, 27(4).

Hrustek, L. (2020). Sustainability driven by agriculture through digital transformation. Sustainability, 12(20), 8596.

INNOVATIVE AGRICULTURE
www.innovativeagriculture.in
ISSN : 3048 - 989X

Economic Evaluation of Post-Harvest Loss Reduction Technologies in Crop Value Chains

Charan Kumar Jalaneela

M.Sc. Scholar, Agricultural Economics, Acharya Narendra Deva University of Agriculture and Technology, Ayodhya

Abstract

Economic evaluation of post-harvest loss reduction technologies is crucial for optimizing resource allocation, enhancing food security, and promoting sustainable agricultural development. This process involves systematically assessing the costs, benefits, and risks associated with adopting various technologies aimed at minimizing losses throughout crop value chains. By providing stakeholders including farmers, investors, and policymakers with clear metrics such as cost-benefit ratios and return on investment, economic evaluations support informed decision-making and efficient investment prioritization. While existing methodologies offer valuable insights, ongoing research is needed to refine models, incorporate broader social and environmental factors, and improve data collection. Policy interventions, including incentives and financing mechanisms, are essential to overcome economic barriers and facilitate technology adoption at scale. Integrating comprehensive economic assessments into agricultural policies and value chain strategies strengthens the resilience, efficiency, and sustainability of crop value chains, thereby contributing to long-term economic stability and food system robustness. Continued innovation and research will be pivotal in addressing emerging challenges and maximizing the impact of post-harvest technologies for all stakeholders.

1. Introduction

1.1 Background and Importance of Post-Harvest Loss Reduction

Post-harvest losses in crop value chains represent a significant challenge to global food systems, affecting food availability, quality, and economic returns. These losses occur at various stages including harvesting, handling, storage, processing, and transportation. Reducing post-harvest losses is critical for improving food security, enhancing farmers' incomes, and promoting sustainable agricultural development. Technological interventions aimed at minimizing these losses contribute to more efficient use of resources, reduction of waste, and increased overall productivity within crop value chains.

1.2 Economic Impact of Post-Harvest Losses in Crop Value Chains

Economic losses from post-harvest inefficiencies translate into reduced revenues for producers, traders, and other stakeholders, while also influencing market supply and price volatility. These losses can undermine the profitability of crop production, discourage investment, and limit the competitiveness of agricultural sectors. Additionally, the economic burden extends beyond direct losses to include costs associated with quality degradation, reduced shelf life, and increased need for food imports. Quantifying these impacts is essential for prioritizing interventions and allocating resources effectively.

1.3 Objectives of Economic Evaluation in Post-Harvest Technologies

Economic evaluation of post-harvest loss reduction technologies aims to systematically assess the costs and benefits associated with their adoption. Key objectives include determining the financial viability, cost-effectiveness, and potential economic returns of different technologies. This evaluation supports decision-making by stakeholders such as farmers, investors, policymakers, and development agencies, guiding resource allocation toward interventions that maximize economic and social benefits. It also helps identify trade-offs, risks, and uncertainties inherent in technology adoption.

1.4 Scope and Limitations of Economic Assessments

Economic assessments typically focus on quantifiable financial metrics such as cost savings, return on investment, and market impacts. However, they may exclude broader social, environmental, or long-term effects due to data constraints or methodological challenges. Limitations include variability in local contexts, technology performance, and adoption rates, which can affect the generalizability of results. Recognizing these boundaries is

important for interpreting findings and integrating economic evaluations with complementary analyses for comprehensive decision-making.

2. Overview of Post-Harvest Loss Reduction Technologies

2.1 Types of Technologies Used in Crop Value Chains

Technologies to reduce post-harvest losses span a wide range of interventions tailored to specific crops and value chain stages. These include improved harvesting tools, sorting and grading equipment, controlled atmosphere storage, drying and cooling technologies, packaging innovations, and transportation enhancements. Each technology targets particular loss mechanisms such as physical damage, microbial spoilage, or physiological deterioration, contributing to preservation of quality and quantity.

2.2 Mechanisms of Loss Reduction and Their Effectiveness

The effectiveness of post-harvest loss reduction technologies depends on their ability to address key loss factors. For example, hermetic storage prevents insect infestation and moisture ingress, while solar dryers reduce moisture content to inhibit microbial growth. Mechanisms include physical protection, environmental control, and biochemical stabilization. Effectiveness varies with technology design, operational conditions, and user practices, requiring context-specific evaluation to optimize outcomes.

2.3 Adoption Challenges and Economic Considerations

Despite demonstrated benefits, adoption of post-harvest technologies faces economic and non-economic barriers. High initial costs, lack of access to credit, limited technical knowledge, and inadequate infrastructure can hinder uptake. Economic considerations include affordability, cost-benefit ratios, and expected payback periods. Understanding these factors is vital for designing interventions that are both economically attractive and practically feasible for target users.

2.4 Role of Technology in Enhancing Value Chain Efficiency

Post-harvest technologies contribute to overall value chain efficiency by reducing losses, improving product quality, and enabling better market access. Enhanced efficiency leads to increased profitability for stakeholders, reduced price fluctuations, and strengthened food supply chains. Integration of these technologies supports sustainable agricultural development by optimizing resource use and minimizing waste throughout the crop value chain.

Characteristic	Types of Technologies	Mechanisms of Loss Reduction	Adoption Challenges	Role in Value Chain
Description	Wide range of interventions	Address key loss factors	Economic and non-economic barriers	Reduce losses and improve quality
Examples	Improved harvesting tools, sorting equipment	Hermetic storage, solar dryers	High initial costs, lack of credit	Reduced price fluctuations, strengthened food supply chains
Effectiveness	Tailored to specific crops	Depends on ability to address factors	Requires context-specific evaluation	Leads to increased profitability

Figure 1: Post-Harvest Loss Reduction Technologies

3. Methodological Approaches to Economic Evaluation

3.1 Cost-Benefit Analysis Frameworks

Cost-benefit analysis (CBA) is a primary framework used to evaluate post-harvest technologies by comparing total expected costs against anticipated benefits over a defined period. This includes capital expenditures, operational costs, and maintenance versus savings from reduced losses, increased revenues, and other economic gains. CBA provides a clear metric, such as net present value or benefit-cost ratio, to guide investment decisions.

3.2 Cost-Effectiveness and Cost-Utility Analyses

Cost-effectiveness analysis (CEA) focuses on comparing the relative costs of technologies to achieve a specific outcome, such as percentage reduction in losses, without monetizing benefits. Cost-utility analysis (CUA) extends this by incorporating measures of utility or preference, often used when benefits include qualitative improvements like food quality or nutritional value. These methods complement CBA by offering alternative perspectives on economic value.

3.3 Data Requirements and Measurement of Economic Parameters

Robust economic evaluation requires accurate data on technology costs, adoption rates, loss reduction efficacy, market prices, and stakeholder behaviors. Data collection methods include surveys, field trials, and market analyses. Measurement of economic parameters such as direct costs, avoided losses, and income changes must consider temporal and spatial variability. Data quality and availability significantly influence the reliability of evaluation outcomes.

3.4 Sensitivity Analysis and Risk Assessment

Given uncertainties in technology performance, market conditions, and adoption dynamics, sensitivity analysis is employed to test how variations in key parameters affect economic results. This helps identify critical factors influencing viability and informs risk management strategies. Risk assessment evaluates potential negative outcomes and variability, supporting more resilient decision-making in the deployment of post-harvest loss reduction technologies.

Table 1. Economic Evaluation Methods for Post-Harvest Technologies

Method / Framework	Key Features / Focus	Mechanism / Principle	Applications / Outcomes
Cost-Benefit Analysis (CBA)	Compares total costs vs total benefits	Uses NPV, BCR, IRR metrics	Investment decision-making
Cost-Effectiveness Analysis (CEA)	Cost per unit outcome (e.g., loss reduction)	Focus on efficiency without monetizing benefits	Selection of least-cost solution
Cost-Utility Analysis (CUA)	Incorporates qualitative benefits	Uses utility/preference-based measures	Evaluation of quality and nutritional gains
Comparative Evaluation	Cross-method comparison	Combines CBA, CEA, CUA insights	Holistic economic assessment
Policy Analysis	Supports decision frameworks	Links economic outcomes with policy goals	Better planning and adoption strategies

4. Economic Benefits of Post-Harvest Loss Reduction

4.1 Direct Financial Savings for Farmers and Stakeholders

Reducing post-harvest losses directly translates into financial savings by preserving a larger portion of the harvested crop that can be sold or processed. Farmers benefit from higher effective yields and improved income stability. Traders and processors gain from reduced spoilage and waste, lowering costs associated with damaged or unsellable produce. These savings improve cash flow and encourage reinvestment in production and value addition activities.

4.2 Impact on Market Prices and Supply Stability

By minimizing losses, post-harvest technologies contribute to more consistent supply volumes in the market. This stability can reduce price volatility, benefiting both producers and consumers. Stable prices encourage market participation and investment, while preventing sharp price drops that harm farmers or spikes that reduce affordability for consumers. Enhanced supply reliability also supports contract farming and long-term buyer-seller relationships.

4.3 Contribution to Food Security and Economic Development

Loss reduction increases the effective availability of food without requiring additional production inputs, directly supporting food security goals. It helps bridge the gap between production and consumption, particularly in regions with high post-harvest loss rates. Economically, improved food availability supports nutritional outcomes,

reduces dependence on imports, and stimulates rural economies through increased incomes and employment opportunities in value chains.

4.4 Long-Term Economic Sustainability of Crop Value Chains

Sustained adoption of loss reduction technologies enhances the resilience and competitiveness of crop value chains. It fosters efficient resource use, reduces environmental impacts linked to waste, and strengthens stakeholder incentives to maintain quality standards. Over time, this contributes to the economic sustainability of agricultural systems by promoting innovation, market diversification, and value addition along the chain.

5. Economic Costs and Investment Considerations

5.1 Initial Capital and Operational Costs of Technologies

Post-harvest loss reduction technologies often require upfront investments in equipment, infrastructure, or facilities. These capital costs can be significant barriers for smallholders and enterprises. Operational costs, including energy, labor, and consumables, must also be accounted for to assess overall affordability and sustainability. Detailed cost profiling helps stakeholders plan budgets and evaluate financing needs.

5.2 Maintenance, Training, and Infrastructure Expenses

Beyond acquisition, ongoing maintenance is essential to ensure technology effectiveness and longevity. Training users on proper operation and management adds to the cost but is critical for realizing expected benefits. Infrastructure such as reliable power supply, transport networks, and storage facilities may require complementary investments. These recurrent expenses influence the total cost of ownership and must be integrated into economic evaluations.

5.3 Financing Models and Return on Investment

Various financing options—such as credit, subsidies, leasing, or cooperative investments—can facilitate technology uptake. Economic evaluations examine expected returns relative to these financing mechanisms, considering payback periods and risk profiles. Understanding investment dynamics helps design incentive structures and policies that improve access to capital and reduce financial barriers.

5.4 Economic Barriers to Technology Adoption

Economic constraints including limited liquidity, high interest rates, and uncertain market conditions restrict adoption rates. Risk aversion and lack of collateral further complicate access to finance. Additionally, perceived low profitability or long time horizons for returns discourage investment. Identifying and addressing these barriers through targeted interventions is vital for scaling post-harvest loss reduction technologies.

6. Policy Implications and Recommendations

6.1 Incentives and Support Mechanisms for Technology Uptake

Policies that provide subsidies, tax breaks, or grants can lower the cost burden and encourage adoption. Support mechanisms may include extension services, capacity building, and facilitation of credit access. Tailored incentives aligned with local contexts enhance the economic attractiveness and practical feasibility of loss reduction technologies.

6.2 Integration of Economic Evaluation in Agricultural Policy

Incorporating rigorous economic assessments into policy design ensures that investments target interventions with the highest returns and social benefits. This integration supports evidence-based decision-making, efficient resource allocation, and monitoring of policy impacts on agricultural productivity and food security.

6.3 Strategies for Scaling Post-Harvest Loss Reduction Technologies

Scaling requires coordinated efforts involving public-private partnerships, market development, and stakeholder engagement. Policies should promote innovation diffusion, infrastructure development, and capacity enhancement. Emphasizing economic viability and risk mitigation strengthens adoption pathways and sustainability.

6.4 Future Research Directions in Economic Evaluation

Further research is needed to refine economic models, incorporate broader social and environmental impacts, and improve data collection methodologies. Exploration of dynamic market interactions, behavioral economics, and technology adaptation under diverse conditions will enhance the robustness and applicability of economic evaluations.

Conclusion

Economic evaluation of post-harvest loss reduction technologies is essential for optimizing resource allocation, enhancing food security, and promoting sustainable agricultural development. By systematically assessing costs, benefits, and associated risks, these evaluations guide stakeholders in making informed investment decisions that maximize economic and social returns. While current methodologies such as cost-benefit analysis and cost-effectiveness frameworks provide valuable insights, further research is necessary to refine economic models and incorporate broader social and environmental dimensions. Improved data collection and analysis of dynamic market interactions and behavioral factors will strengthen the applicability and robustness of evaluations across diverse contexts. Policy support, including incentives and financing mechanisms, plays a critical role in overcoming economic barriers and scaling technology adoption. Ultimately, integrating comprehensive economic assessments into agricultural policy and value chain strategies fosters resilient, efficient, and sustainable crop value chains, contributing to long-term economic sustainability and food system stability. Continued innovation and research will be pivotal in addressing emerging challenges and ensuring that post-harvest technologies deliver maximum impact for all stakeholders.

References

Sani, M.H., Kadau, R., Sani, R.M. and Danwanka, H.A., 2023. analysis of socio-economic characteristics and post-harvest loss storage facilities used by vegetable crops value chain actors in Adamawa State, Nigeria. Nigerian Journal of Agriculture and Agricultural Technology, 3(1), pp.210-229.

Kumar, D.K., Basavaraja, H. and Mahajanshetti, S.B., 2006. An economic analysis of post-harvest losses in vegetables in Karnataka. Indian Journal of Agricultural Economics, 61(1).

Ali, A., Xia, C., Ouattara, N. B., Mahmood, I., & Faisal, M. (2021). Economic and environmental consequences' of postharvest loss across food supply Chain in the developing countries. Journal of cleaner production, 323, 129146.

Stathers, T., Holcroft, D., Kitinoja, L., Mvumi, B. M., English, A., Omotilewa, O., ... & Torero, M. (2020). A scoping review of interventions for crop postharvest loss reduction in sub-Saharan Africa and South Asia. Nature Sustainability, 3(10), 821-835.

Ricker-Gilbert, J., Omotilewa, O., & Kadjo, D. (2022). The economics of postharvest loss and loss-preventing technologies in developing countries. Annual Review of Resource Economics, 14, 243-265.

INNOVATIVE AGRICULTURE
www.innovativeagriculture.in
ISSN : 3048 - 989X

Effect of Organic Mulches on Crop Growth, Yield, and Soil Health

Priya Garhewal[1] and Sunil Kumar[2]

[1]Ph.D. Scholar, Department of Agronomy, Indira Gandhi Krishi Vishwavidyalaya Raipur, Chhattisgarh (492012)
[2]Principal Scientist, Department of Agronomy, Indira Gandhi Krishi Vishwavidyalaya Raipur, Chhattisgarh (492012)

1. Introduction to Organic Mulches

1.1 Definition and types of organic mulches

Organic mulches consist of natural, biodegradable materials applied to the soil surface to provide agronomic and ecological benefits. They serve as protective covers that conserve soil moisture by reducing evaporation, moderate soil temperature fluctuations by insulating against heat and cold, suppress weed growth by blocking sunlight, and enhance overall soil quality through decomposition and nutrient release. Common types include crop residues such as straw, stalks, and leaves, which are by-products of previous harvests; compost, rich in decomposed organic matter and nutrients; grass clippings from mowed lawns; bark chips and wood shavings sourced from forestry or landscaping operations; and leaf litter collected from deciduous trees. Each mulch type varies in decomposition rate, nutrient composition, carbon-to-nitrogen ratio, texture, and physical structure, influencing their suitability for different crops, climates, and soil types. Over time, microbial breakdown of these mulches contributes to soil organic matter accumulation, improving soil fertility, structure, and biological activity, thus supporting sustainable soil management and crop productivity.

1.2 Historical and contemporary use in agriculture

The use of organic mulches dates back centuries, with traditional agricultural societies worldwide employing locally available plant residues and organic materials to protect and enrich soils. Early farmers recognized the benefits of mulching for moisture conservation, temperature regulation, and weed control, often using crop residues, straw, or leaves. In contemporary agriculture, organic mulches have gained renewed importance within sustainable and conservation farming systems, which prioritize soil health, resource efficiency, and environmental stewardship. Modern practices integrate organic mulches with reduced tillage, cover cropping, and organic amendments to build resilient agroecosystems. Advances in understanding soil ecology and nutrient cycling have further highlighted the role of organic mulches in promoting soil microbial diversity and ecosystem services, making them a cornerstone of regenerative agriculture and organic farming worldwide.

1.3 Importance in sustainable farming systems

Organic mulches are integral to sustainable farming systems by reducing dependency on synthetic inputs such as chemical fertilizers and herbicides. They enhance soil biological activity by providing substrates for beneficial microbes and soil fauna, which drive nutrient cycling and disease suppression. Mulching improves resource use efficiency by conserving water and nutrients, thereby reducing environmental pollution and enhancing farm resilience to climatic variability. Additionally, organic mulches contribute to carbon sequestration in soils, mitigating greenhouse gas emissions and supporting climate change adaptation. Their use aligns with principles of agroecology by promoting biodiversity, recycling biomass, and maintaining soil ecosystem functions. Consequently, organic mulches support long-term productivity, environmental quality, and socio-economic viability of farming systems.

1.4 Overview of benefits for crop production and soil health

Applying organic mulches offers multiple benefits for crop production, including improved soil moisture retention, which supports plant water uptake during dry periods; moderated soil temperatures that reduce heat and cold stress on roots; and effective weed suppression that minimizes competition for nutrients and light. Nutrient availability is enhanced as mulches decompose, releasing essential macro- and micronutrients in synchrony with crop demand. For soil health, organic mulches increase soil organic matter content, which improves soil structure,

porosity, and aggregation. They stimulate diverse microbial communities and beneficial soil fauna, enhancing nutrient mineralization and biological disease control. Mulches also reduce soil erosion by protecting the surface from raindrop impact and runoff. Collectively, these benefits contribute to sustained soil fertility, improved crop growth, and enhanced agroecosystem resilience.

2. Impact of Organic Mulches on Crop Growth

2.1 Influence on soil temperature and moisture retention

Organic mulches act as insulating layers on the soil surface, buffering against extreme temperature fluctuations. During hot weather, they reduce soil heating by reflecting solar radiation and limiting direct exposure, thereby maintaining cooler root zones that prevent heat stress. In cooler periods, mulches retain soil warmth by reducing radiative heat loss, supporting root metabolic activity and early-season growth. Additionally, mulches significantly reduce surface evaporation by covering exposed soil, maintaining higher moisture levels essential for seed germination and sustained plant development. This moisture conservation supports consistent water availability, reducing plant drought stress and improving physiological functions such as photosynthesis and nutrient uptake.

2.2 Effects on seed germination and root development

By creating a favorable microenvironment with stable moisture and temperature, organic mulches facilitate uniform and rapid seed germination. The retained moisture prevents seed desiccation, while moderated temperatures avoid thermal extremes that can inhibit germination processes. Enhanced soil conditions under mulch promote robust root system establishment, characterized by increased root length, density, and branching. A well-developed root system improves water and nutrient absorption efficiency, supporting vigorous seedling growth and establishment. Furthermore, the physical protection offered by mulches reduces soil crusting, which can otherwise impede seedling emergence and root penetration.

2.3 Enhancement of nutrient availability

Decomposition of organic mulches by soil microorganisms gradually releases essential nutrients such as nitrogen, phosphorus, potassium, and micronutrients into the soil solution. This slow and steady nutrient release aligns with crop nutrient demand, enhancing nutrient use efficiency and reducing leaching losses. Mulches also stimulate microbial populations involved in nutrient cycling processes, including mineralization, nitrification, and phosphorus solubilization, further improving nutrient availability. The increase in soil organic matter from mulch decomposition enhances cation exchange capacity, facilitating nutrient retention and exchange at the root-soil interface. These combined effects contribute to improved soil fertility and crop nutrition.

2.4 Role in weed suppression and pest management

Organic mulches form a physical barrier over the soil surface that limits weed seed germination by reducing light penetration and creating unfavorable temperature and moisture conditions for weed emergence. This suppression reduces competition for water, nutrients, and light, benefiting crop growth. Moreover, mulches can influence pest dynamics by providing habitats for natural enemies such as predatory insects, spiders, and ground beetles, enhancing biological control of pest populations. Mulch-induced microclimate changes, including increased humidity and temperature moderation, may also deter certain pests or disrupt their life cycles. Integrating organic mulches into pest management strategies thus supports reduced reliance on chemical pesticides and promotes agroecosystem health.

3. Influence of Organic Mulches on Crop Yield

3.1 Yield improvement mechanisms

Organic mulches contribute to yield enhancement through multiple interrelated mechanisms. By conserving soil moisture and moderating temperature, they create optimal growing conditions that reduce plant stress and improve physiological efficiency. Nutrient release from decomposing mulches supplements fertilization, supporting sustained nutrient supply during critical growth stages. Weed suppression minimizes resource competition, allowing crops to allocate more energy to growth and reproduction. Collectively, these factors lead to increased biomass accumulation, improved flowering and fruiting, and ultimately higher yield quantity and quality.

3.2 Crop-specific responses to mulching

The response to organic mulches varies among crop species due to differences in root architecture, growth habits, nutrient requirements, and tolerance to soil surface conditions. Shallow-rooted crops such as lettuce and carrots benefit substantially from improved moisture retention and temperature regulation. Deep-rooted or nutrient-demanding crops like maize and tomatoes gain from enhanced nutrient cycling and availability. Some crops may be sensitive to certain mulch types due to allelopathic compounds or physical impediments. Understanding these crop-specific interactions enables farmers to select appropriate mulch materials and application methods to maximize yield benefits and avoid potential adverse effects.

3.3 Interaction with fertilization practices

Organic mulches interact synergistically with fertilization by improving nutrient retention and reducing losses through leaching or volatilization. The nutrient release from mulch decomposition complements applied fertilizers, potentially lowering the required synthetic input rates. Mulches also promote microbial processes that enhance nutrient mineralization and availability, increasing fertilizer use efficiency. Additionally, mulching can reduce soil erosion and runoff, preserving applied nutrients within the root zone. Integrating mulching with balanced fertilization strategies supports sustainable nutrient management and environmental protection.

3.4 Long-term yield stability and productivity

Consistent use of organic mulches contributes to the buildup of soil organic matter and improved soil health, which underpin stable crop yields over multiple growing seasons. Enhanced soil structure, moisture retention, nutrient cycling, and biological activity increase the resilience of cropping systems to environmental stresses such as drought, temperature extremes, and soil degradation. This resilience supports sustained productivity, reduces yield variability, and contributes to long-term food security. Moreover, mulching aligns with conservation agriculture principles that promote sustainable intensification and agroecosystem sustainability.

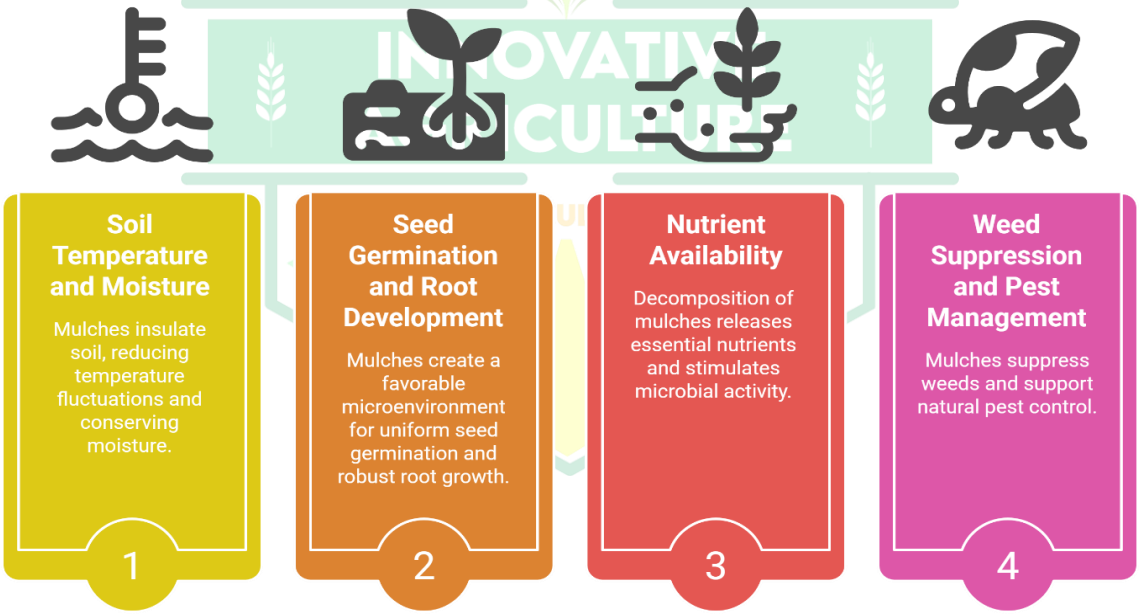

Figure 1: Benefits of Organic Mulches

4. Effects of Organic Mulches on Soil Physical Properties

4.1 Improvement in soil structure and porosity

Organic mulches contribute organic matter that promotes soil particle aggregation through microbial exudates and fungal hyphae binding soil particles. Improved aggregation enhances soil structure by increasing the stability and size of soil aggregates, which improves porosity and creates a favorable environment for root growth and gas exchange. Enhanced porosity facilitates better aeration, water movement, and root penetration, which are essential for healthy plant development and microbial activity.

4.2 Reduction of soil erosion and compaction

Mulches protect the soil surface from the direct impact of raindrops, which can dislodge soil particles and initiate erosion. By cushioning rainfall and reducing runoff velocity, mulches minimize soil loss and preserve topsoil fertility. Additionally, the physical layer of mulch distributes pressure from foot traffic or machinery, reducing soil compaction and surface crust formation. Maintaining soil tilth and permeability prevents root restriction and supports water infiltration, further reducing erosion risk.

4.3 Enhancement of water infiltration and retention

Organic mulches maintain soil porosity and prevent surface sealing, facilitating greater water infiltration during precipitation or irrigation events. By reducing evaporation and increasing soil organic matter, mulches enhance the soil's water-holding capacity, ensuring a more consistent moisture supply for crops, especially during dry periods. Improved water dynamics under mulch reduce plant water stress and support efficient water use.

4.4 Impact on soil temperature regulation

Covering the soil with organic mulches moderates temperature extremes by insulating against rapid heating during the day and cooling at night. This thermal buffering protects soil microorganisms and root systems from temperature-induced stress, maintaining stable biological activity and root function. Consistent soil temperatures under mulch contribute to improved nutrient cycling and overall soil-plant health.

5. Effects of Organic Mulches on Soil Chemical Properties

5.1 Contribution to soil organic matter content

Organic mulches significantly increase soil organic matter through their gradual decomposition. This addition enriches the soil with carbon-rich compounds that improve nutrient retention, water-holding capacity, and soil structure. Enhanced organic matter also serves as a substrate for soil microorganisms, fostering a biologically active and fertile soil environment essential for sustainable crop production.

5.2 Influence on soil pH and nutrient cycling

The decomposition of organic mulches can alter soil pH depending on their chemical composition, often buffering soil acidity or alkalinity toward neutral levels favorable for nutrient availability. Mulches also stimulate microbial processes such as mineralization and nitrification, accelerating nutrient cycling and making essential elements like nitrogen, phosphorus, and sulfur more accessible to plants. This dynamic improves soil fertility and supports balanced nutrient supply.

5.3 Role in enhancing cation exchange capacity

By increasing soil organic matter, organic mulches enhance the soil's cation exchange capacity (CEC), which is the ability to retain and exchange positively charged nutrient ions such as potassium, calcium, and magnesium. Higher CEC improves nutrient retention in the root zone, reduces leaching losses, and facilitates efficient nutrient uptake by crops, contributing to improved soil fertility and plant nutrition.

5.4 Effects on soil salinity and toxicity mitigation

Organic mulches can mitigate soil salinity by enhancing soil structure and promoting leaching of excess salts through improved water infiltration. The increased organic matter and microbial activity also help detoxify harmful substances by breaking down or immobilizing toxic compounds, reducing their bioavailability to plants. This contributes to healthier soil conditions and reduces stress on crops grown in marginal or salt-affected soils.

6. Effects of Organic Mulches on Soil Biological Properties

6.1 Stimulation of microbial activity and diversity

Organic mulches provide energy-rich substrates that stimulate the growth and diversity of soil microbial communities, including bacteria, fungi, and actinomycetes. Enhanced microbial activity drives nutrient cycling, organic matter decomposition, and soil aggregation processes, forming the foundation of a healthy and resilient soil ecosystem.

6.2 Promotion of beneficial soil fauna

The presence of organic mulches supports populations of beneficial soil fauna such as earthworms, nematodes, and arthropods. These organisms contribute to organic matter breakdown, soil aeration, nutrient mineralization, and suppression of soil-borne pathogens. Their activity improves soil structure and fertility, promoting robust plant growth.

6.3 Enhancement of nutrient mineralization processes

Mulches accelerate nutrient mineralization by providing organic substrates that fuel microbial enzymes responsible for converting organic nutrients into plant-available inorganic forms. This process ensures a steady supply of essential nutrients synchronized with crop demand, improving nutrient use efficiency and reducing dependence on synthetic fertilizers.

6.4 Contribution to disease suppression and soil health resilience

Organic mulches can suppress soil-borne diseases by fostering beneficial microbial antagonists and inducing systemic resistance in plants. The diverse microbial communities supported by mulches outcompete or inhibit pathogenic organisms, reducing disease incidence. This biological control enhances soil health resilience, contributing to sustainable crop production systems.

7. Challenges and Considerations in Using Organic Mulches

7.1 Potential negative effects and limitations

While beneficial, organic mulches may present challenges such as nitrogen immobilization during decomposition, which can temporarily reduce nutrient availability to crops. Certain mulches may harbor pests or pathogens if not properly managed. Excessive mulch thickness can cause anaerobic conditions, leading to root diseases or delayed soil warming in spring. Understanding these limitations is essential for effective mulch use.

7.2 Selection criteria for appropriate mulch materials

Choosing suitable organic mulch materials depends on factors such as decomposition rate, nutrient content, carbon-to-nitrogen ratio, availability, and potential allelopathic effects. Materials should be matched to crop requirements, soil conditions, and climate to maximize benefits and minimize adverse effects. Locally sourced mulches often provide cost-effective and ecologically sound options.

7.3 Management practices for optimal benefits

Proper application techniques, including appropriate mulch thickness, timing, and integration with other soil management practices, are critical for maximizing the benefits of organic mulches. Regular monitoring for pest or disease issues and periodic replenishment of mulch layers ensure sustained effectiveness. Combining mulching with crop rotation, cover cropping, and balanced fertilization enhances overall system performance.

7.4 Economic and environmental considerations for large-scale use

Scaling up organic mulch use requires assessing material availability, transportation costs, and labor inputs. Environmental benefits such as waste recycling, reduced chemical inputs, and improved soil carbon sequestration must be balanced against these factors. Developing local supply chains and integrating mulching into holistic sustainable farming strategies can optimize economic viability and environmental outcomes.

References

Ngosong, C., Okolle, J. N., & Tening, A. S. (2019). Mulching: A sustainable option to improve soil health. Soil fertility management for sustainable development, 231-249.

Sinkevičienė, A., Jodaugienė, D., Pupalienė, R., & Urbonienė, M. (2009). The influence of organic mulches on soil properties and crop yield. Agronomy Research, 7(1), 485-491.

Bahadur, S., Pradhan, S., Verma, S., Maurya, R., & Verma, S. K. (2018). Role of plastic mulch in soil health and crop productivity. Climate change and its implications on crop production and food security, 338-344.

Nithisha, A., Bokado, K., & Charitha, K. S. (2022). Mulches: Their impact on the crop production. The Pharma Innovation Journal, 11(7), 3597-3603.

Gurmu, G. (2019). Soil organic matter and its role in soil health and crop productivity improvement. Forest Ecology and Management, 7(7), 475-483.

Sintim, H. Y., Bandopadhyay, S., English, M. E., Bary, A. I., DeBruyn, J. M., Schaeffer, S. M., ... & Flury, M. (2019). Impacts of biodegradable plastic mulches on soil health. Agriculture, Ecosystems & Environment, 273, 36-49.

INNOVATIVE AGRICULTURE
www.innovativeagriculture.in
ISSN : 3048 - 989X

Enhancing Millet Productivity under Climate-Induced Stress Conditions

Geetika[1] and Greesha[2]

[1]Ph.D. Scholar, Department of Agronomy, Punjab Agricultural University, Ludhiana, Punjab, India

[2]Ph.D. Scholar, Department of Agricultural Extension Education, Chaudhary Charan Singh Haryana Agricultural University, Hisar, Haryana, India

Corresponding author: Geetika

1. Introduction to Millet Productivity and Climate Stress

1.1 Overview of millet as a climate-resilient crop

Millet is recognized for its inherent resilience to harsh environmental conditions, including drought, high temperatures, and poor soil fertility. Its ability to thrive in marginal lands with minimal inputs makes it a vital crop for food security in arid and semi-arid regions. Millet's short growing season and efficient water use contribute to its adaptability under climate variability.

1.2 Impact of climate-induced stress on millet yield

Climate-induced stresses such as drought, heatwaves, and erratic rainfall patterns directly reduce millet growth, flowering, and grain filling stages, leading to significant yield losses. These stresses can impair physiological processes like photosynthesis, nutrient uptake, and reproductive development, resulting in lower productivity and grain quality.

1.3 Importance of enhancing productivity under stress

Enhancing millet productivity under climate stress is crucial to meet the food demands of growing populations in vulnerable regions. Improving stress tolerance ensures yield stability, reduces crop failure risks, and supports livelihoods dependent on millet cultivation. It also contributes to sustainable agriculture by promoting crops suited to changing environmental conditions.

1.4 Current challenges in millet cultivation

Challenges include limited genetic resources for stress tolerance, inadequate agronomic practices tailored to stress conditions, poor access to improved varieties, and insufficient integration of modern technologies. Additionally, climate unpredictability complicates management decisions, while socio-economic constraints limit farmer adoption of adaptive strategies.

2. Types of Climate-Induced Stress Affecting Millet

2.1 Drought and water scarcity

Drought is the most critical stress affecting millet, causing water deficit that disrupts cell turgor, stomatal conductance, and metabolic activities. Prolonged dry spells reduce soil moisture availability, limiting root growth and nutrient absorption, ultimately decreasing biomass and grain yield.

2.2 Heat stress and temperature extremes

Elevated temperatures, especially during flowering and grain filling, accelerate phenological development, shorten grain filling duration, and cause pollen sterility. Heat stress also induces oxidative damage and impairs enzyme functions, reducing overall plant vigor and productivity.

2.3 Soil salinity and nutrient imbalances

Increased soil salinity from irrigation with poor-quality water or salt accumulation affects millet by causing osmotic stress and ion toxicity. Nutrient imbalances, often exacerbated under stress conditions, hinder nutrient uptake and assimilation, impacting plant growth and yield components.

2.4 Pest and disease pressures linked to climate change

Climate change alters pest and pathogen dynamics, potentially increasing the incidence and severity of infestations in millet crops. Warmer temperatures and humidity shifts can favor pest proliferation and disease outbreaks, further threatening millet productivity under stress.

Table 1. Climate-Induced Stress Factors Affecting Millet Production

Stress Type	Key Features / Causes	Physiological Impact	Effect on Growth & Yield
Drought & Water Scarcity	Low rainfall, prolonged dry spells	Reduced turgor, stomatal closure, poor nutrient uptake	Reduced biomass and grain yield
Heat Stress	High temperature during flowering/grain filling	Pollen sterility, enzyme disruption, oxidative stress	Shortened grain filling, reduced productivity
Soil Salinity & Nutrient Imbalance	Salt accumulation, poor irrigation quality	Osmotic stress, ion toxicity, nutrient deficiency	Poor plant growth and yield reduction
Pest & Disease Pressure	Climate-induced pest/pathogen changes	Increased infestation and disease incidence	Crop damage and yield loss

3. Genetic Approaches to Improve Millet Resilience

3.1 Breeding for drought tolerance

Traditional and modern breeding programs focus on identifying and incorporating drought-tolerant traits such as deep root systems, osmotic adjustment, and efficient water use into millet cultivars. Selection under stress environments accelerates the development of adapted varieties.

3.2 Heat stress-resistant millet varieties

Breeding efforts also target heat tolerance by selecting genotypes with stable reproductive development under high temperatures, enhanced antioxidant capacity, and membrane stability. These traits help sustain grain set and filling during heat episodes.

3.3 Marker-assisted selection techniques

Molecular markers linked to stress tolerance traits enable precise and rapid selection of desirable genotypes. Marker-assisted selection (MAS) enhances breeding efficiency by facilitating the introgression of complex traits like drought and heat tolerance into elite lines.

3.4 Genetic diversity and germplasm utilization

Exploiting the rich genetic diversity in millet germplasm collections provides valuable sources of stress tolerance genes. Characterization and utilization of diverse landraces and wild relatives support broadening the genetic base for resilience breeding.

Figure 1: Genetic Approaches to Improve Millet Resilience

4. Agronomic Practices to Mitigate Climate Stress

4.1 Optimized sowing dates and planting density

Adjusting sowing times to avoid peak stress periods and optimizing plant density can reduce competition for resources and improve millet's ability to withstand stress. Early or staggered planting may help escape drought or heat stress during sensitive growth stages.

4.2 Soil moisture conservation techniques

Practices such as conservation tillage, contour bunding, and mulching help retain soil moisture, reduce evaporation, and enhance water availability to millet plants during dry spells. These techniques improve soil structure and water infiltration.

4.3 Integrated nutrient management

Balanced application of organic and inorganic fertilizers tailored to soil nutrient status supports plant health and stress tolerance. Nutrient management improves root growth and physiological functions, enabling better adaptation to adverse conditions.

4.4 Crop rotation and intercropping strategies

Rotating millet with legumes or other crops and adopting intercropping systems can enhance soil fertility, reduce pest and disease pressure, and improve microclimate conditions. These practices contribute to sustainable productivity under climate stress.

Table 2. Agronomic Practices for Mitigating Climate Stress in Millet

Practice Area	Key Techniques / Approaches	Mechanism / Principle	Benefits / Outcomes
Sowing Time & Plant Density	Early/staggered sowing, optimal spacing	Avoids peak stress periods, reduces competition	Improved stress escape and yield stability
Soil Moisture Conservation	Mulching, conservation tillage, contour bunding	Reduces evaporation, enhances water retention	Better drought tolerance and soil health
Integrated Nutrient Management	Organic + inorganic fertilizers, soil testing	Balanced nutrient supply, improved root growth	Enhanced resilience and productivity
Crop Rotation & Intercropping	Millet-legume rotation, mixed cropping	Improves soil fertility and pest control	Sustainable yield and reduced risk
Use of Stress-Tolerant Varieties	Drought/heat/salinity tolerant cultivars	Genetic adaptation to adverse conditions	Stable yield under climate variability
Water Management Strategies	Rainwater harvesting, supplemental irrigation	Efficient water use and availability	Reduced water stress impact
Conservation Agriculture	Minimum tillage, residue retention	Improves soil structure and carbon content	Long-term sustainability and resilience
Integrated Pest Management (IPM)	Biological control, monitoring, resistant varieties	Reduces pest outbreaks under climate stress	Lower crop losses and reduced chemical use

5. Use of Biotechnological Tools

5.1 Genetic engineering for stress tolerance

Genetic engineering enables the introduction of specific genes conferring tolerance to drought, heat, and salinity directly into millet genomes. This approach accelerates the development of stress-resilient varieties by

incorporating traits such as osmoprotectant synthesis, antioxidant enzyme production, and enhanced water-use efficiency.

5.2 Genomic selection and phenotyping

Genomic selection uses genome-wide markers to predict the performance of millet lines under stress conditions, improving breeding accuracy and speed. High-throughput phenotyping platforms allow precise measurement of stress responses, facilitating the identification of superior genotypes with enhanced resilience traits.

5.3 Application of molecular markers

Molecular markers linked to stress tolerance facilitate marker-assisted backcrossing and pyramiding of multiple stress-resistance genes. This molecular approach supports the development of millet cultivars with combined tolerance to drought, heat, and other abiotic stresses, ensuring stable productivity.

5.4 Role of plant growth regulators

Plant growth regulators (PGRs) such as abscisic acid, cytokinins, and salicylic acid modulate physiological responses to stress by enhancing antioxidant defenses, regulating stomatal closure, and improving nutrient uptake. Exogenous application of PGRs can mitigate adverse effects of climate stress and improve millet growth and yield.

6. Soil and Water Management Strategies

6.1 Efficient irrigation methods

Adoption of efficient irrigation techniques like drip and sprinkler systems optimizes water use, reduces wastage, and ensures adequate moisture supply during critical growth stages. These methods help maintain soil moisture levels under water-scarce conditions, supporting millet productivity.

6.2 Soil amendment and organic matter enhancement

Incorporating organic amendments such as compost, manure, and biochar improves soil structure, water-holding capacity, and nutrient availability. Enhanced organic matter content promotes microbial activity and nutrient cycling, which are vital for millet growth under stress.

6.3 Mulching and cover cropping

Mulching conserves soil moisture, suppresses weed growth, and moderates soil temperature, creating favorable microenvironments for millet roots. Cover crops protect soil from erosion, enhance soil fertility, and improve moisture retention, contributing to stress mitigation.

6.4 Rainwater harvesting and moisture retention

Techniques such as contour bunding, check dams, and farm ponds capture and store rainwater for supplemental irrigation. Moisture retention strategies, including the use of hydrogels and conservation tillage, enhance soil water availability during dry spells, supporting millet resilience.

7. Future Perspectives and Sustainable Practices

7.1 Climate-smart millet production systems

Integrating climate-smart agriculture principles such as resilient varieties, resource-efficient practices, and risk management can enhance millet productivity sustainably. These systems aim to increase adaptation capacity while reducing greenhouse gas emissions and environmental impact.

7.2 Policy support and farmer awareness programs

Effective policy frameworks promoting access to improved seeds, credit facilities, and extension services are essential. Farmer awareness and capacity-building programs help disseminate knowledge on climate-resilient practices, fostering adoption and scaling of innovations.

7.3 Integration of traditional knowledge with modern science

Combining indigenous farming practices with contemporary scientific advances leverages local adaptation strategies and enhances resilience. Participatory approaches involving farmers in research and technology development ensure relevance and sustainability.

7.4 Research priorities for long-term productivity enhancement

Future research should focus on multi-stress tolerance, genotype-by-environment interactions, and socio-economic aspects of millet cultivation. Emphasis on interdisciplinary studies, precision agriculture, and climate modeling will guide adaptive strategies and policy formulation for sustained millet productivity.

Conclusion

Enhancing millet productivity under climate-induced stress is vital for ensuring food security and sustainable livelihoods in vulnerable regions. Millet's inherent resilience to drought, heat, and poor soils positions it as a key crop for adapting to changing climatic conditions. However, multiple stresses such as water scarcity, temperature extremes, soil salinity, and increased pest pressures significantly limit its yield potential. Addressing these challenges requires integrated approaches combining genetic improvement, optimized agronomic practices, biotechnological innovations, and effective soil and water management. Genetic strategies, including breeding for drought and heat tolerance and utilizing molecular tools, can develop resilient millet varieties. Agronomic interventions such as adjusted sowing dates, moisture conservation, nutrient management, and crop diversification further mitigate stress impacts. Biotechnological tools and plant growth regulators offer additional means to enhance stress tolerance. Sustainable soil and water management practices, including efficient irrigation and rainwater harvesting, are critical for maintaining productivity. Future progress depends on climate-smart production systems, supportive policies, farmer education, and the integration of traditional knowledge with modern science. Prioritizing interdisciplinary research on multi-stress tolerance and socio-economic factors will guide adaptive strategies. Collectively, these efforts will strengthen millet's role in resilient agricultural systems, ensuring stable yields and contributing to global food security under ongoing climate change.

References

Sanku, G., Rajasekaran, R., Boopathi, N. M., Krishnamoorthy, I., Mani, V., & Santhanakrishnan, V. P. (2026). Molecular approaches to decode climate resilient properties in millets. Journal of Plant Biochemistry and Biotechnology, 1-23.

Sarmah, A., & Bora, D. J. (2025). Millets: A resilient solution for a changing climate. Current Trends in Agricultural Research, I. Volume.

Samtani, R., Mishra, S. S., & Neogi, S. B. (2024). Millets: Small grains, big impact in climate action. The Journal of Climate Change and Health, 20, 100345.

Singh, S. K., Sai Reddy, M. S., Bahuguna, R. N., Anirudh, T. V., & Prasad, J. P. (2025). Small Millets for Food Security in the Context of Climate Change. In Sustainable Production and Food Security: An Overview through Climate Smart Agricultural Interventions (pp. 123-139).

Thakur, A., Joshi, D. C., Joshi, K., Bhinda, M. S., & Kant, L. (2025). Climate change adaptation and economic potential of finger millet in the North-Western Himalayan Region, India: A. Thakur et al. Theoretical and Applied Climatology, 156(6), 344.

INNOVATIVE AGRICULTURE
www.innovativeagriculture.in
ISSN : 3048 - 989X

Epigenetic Modifications and Their Role in Crop Stress Tolerance

Alka Jaiswal[1], Kirti Singh[1] and Sachin Yadav[1]

[1]Ph.D. Scholar, Department of Genetics and Plant Breeding, Chandra Shekhar Azad University of Agriculture and Technology, Kanpur

1. Introduction to Epigenetic Modifications in Crops

1.1 Definition and overview

Epigenetic modifications encompass heritable changes in gene function that occur without alterations to the DNA sequence itself. In crop plants, these modifications serve as critical regulators of gene activity and expression patterns, enabling plants to adapt dynamically to environmental stimuli and developmental cues. Unlike genetic mutations, epigenetic changes provide a flexible means to modulate gene expression rapidly and reversibly, which is essential for plant survival and productivity under variable conditions. Such regulation impacts key biological processes including growth, development, and responses to biotic and abiotic stresses, thereby influencing crop yield and quality.

1.2 Key epigenetic mechanisms in plants

The principal epigenetic mechanisms operative in plants include DNA methylation, histone modifications, and non-coding RNAs. DNA methylation involves the covalent addition of methyl groups predominantly to cytosine bases within CG, CHG, and CHH sequence contexts, leading to transcriptional repression or gene silencing. Histone modifications consist of diverse post-translational chemical alterations such as acetylation, methylation, phosphorylation, ubiquitination, and sumoylation on histone tails; these modifications influence chromatin structure and thereby regulate access of transcriptional machinery to DNA. Non-coding RNAs, including small RNAs and long non-coding RNAs, contribute to epigenetic regulation by guiding chromatin remodeling complexes to specific genomic loci and by modulating post-transcriptional gene silencing. Together, these mechanisms form an interconnected network that fine-tunes gene expression in response to internal and external signals.

Table 1. Major Epigenetic Mechanisms and Their Roles in Crop Stress Tolerance

Epigenetic Mechanism	Key Features / Components	Mechanism of Action	Role in Stress Tolerance
DNA Methylation	CG, CHG, CHH methylation	Gene silencing via chromatin condensation	Regulates stress-responsive gene expression
Histone Modifications	Acetylation, methylation, phosphorylation	Alters chromatin accessibility	Activates/represses stress-related genes
Non-coding RNAs	miRNA, siRNA, lncRNA	RNA-mediated gene regulation	Controls gene expression under stress
Chromatin Remodeling	Protein complexes	Changes DNA–histone interactions	Facilitates rapid transcriptional response
Epigenetic Crosstalk	Interaction among mechanisms	Integrated regulation of gene expression	Fine-tuned stress adaptation

1.3 Importance in plant biology

Epigenetic regulation is fundamental to multiple facets of plant biology, including developmental programming, phenotypic plasticity, and environmental adaptation. It enables plants to swiftly adjust gene expression profiles in response to changing environmental conditions without permanent genetic changes, thus facilitating survival and reproduction. This flexibility is critical for traits such as flowering time regulation, seed dormancy, organ development, and especially stress tolerance. By mediating reversible gene expression changes, epigenetics allows plants to balance growth and defense mechanisms efficiently, optimizing resource allocation under stress. Moreover, epigenetic regulation can contribute to stable phenotypic variation within populations, influencing evolutionary trajectories and crop improvement potential.

1.4 Genetic vs. epigenetic regulation

Genetic regulation is based on permanent alterations in the DNA sequence, such as mutations or structural variations, which directly affect gene function and inheritance. In contrast, epigenetic regulation modifies gene activity without changing the nucleotide sequence, primarily through chemical modifications of DNA and histones or through RNA-mediated processes. Epigenetic marks are often reversible and can be influenced by environmental factors, providing an additional regulatory layer that complements genetic control. This dual system allows crops to maintain genomic integrity while flexibly responding to environmental challenges. Epigenetic regulation thus represents a dynamic interface between the genome and the environment, critical for plant adaptation and resilience.

2. DNA Methylation and Crop Stress Tolerance

2.1 DNA methylation in gene regulation

DNA methylation in plants occurs predominantly at cytosine residues within three sequence contexts: CG, CHG, and CHH (where H represents A, T, or C). This modification is catalyzed by specific DNA methyltransferases and plays a crucial role in regulating gene expression by promoting chromatin condensation and transcriptional silencing. DNA methylation is essential for maintaining genome stability by suppressing transposable elements and repetitive sequences. In the context of stress tolerance, methylation modulates the expression of genes involved in stress perception, signaling, and response pathways, thereby shaping the plant's ability to withstand adverse environmental conditions.

2.2 Methylation effects on stress genes

Stress-responsive genes often exhibit dynamic methylation patterns that influence their transcriptional activity. Hypomethylation in promoter or regulatory regions can lead to gene activation, enabling the expression of protective proteins such as osmoprotectants, antioxidants, and stress signaling components. Conversely, hypermethylation may repress genes that could be detrimental under stress or conserve energy by downregulating growth-related pathways. This bidirectional regulation through methylation enables crops to fine-tune their physiological and molecular responses to stresses such as drought, salinity, and extreme temperatures, ultimately contributing to enhanced stress tolerance.

2.3 Methylation changes under abiotic stress

Abiotic stresses trigger genome-wide and locus-specific remodeling of DNA methylation patterns. These changes can include de novo methylation at previously unmethylated sites or active demethylation of methylated cytosines, mediated by DNA methyltransferases and demethylases, respectively. Such remodeling facilitates rapid transcriptional reprogramming necessary for acclimation and survival. Stress-induced methylation alterations can affect not only protein-coding genes but also regulatory elements and transposable elements, influencing genome stability and gene regulatory networks during stress exposure. These epigenetic adjustments are often transient but can also persist to provide longer-term adaptive benefits.

2.4 Stability and inheritance of methylation

Certain stress-induced methylation marks exhibit remarkable stability and can be maintained through mitotic cell divisions, contributing to somatic stress memory. In some cases, these epigenetic marks are transmitted through meiosis to subsequent generations, a phenomenon known as transgenerational epigenetic inheritance. This heritability primes progeny for improved stress tolerance by predisposing stress-responsive genes to a more readily activated state. However, the extent and mechanisms of methylation inheritance vary depending on species, genomic context, and environmental conditions. Understanding this stability is crucial for harnessing epigenetic variation in crop breeding programs aimed at enhancing resilience.

3. Histone Modifications and Stress Responses

3.1 Types of histone modifications

Histone proteins, which package DNA into nucleosomes, are subject to numerous post-translational modifications that influence chromatin dynamics and gene expression. Common modifications include acetylation, methylation, phosphorylation, ubiquitination, and sumoylation, primarily occurring on the N-terminal tails of histones H3 and H4. Each modification can have distinct effects on chromatin structure; for example, acetylation generally correlates with an open chromatin state and active transcription, while methylation marks can either activate or

repress gene expression depending on the specific amino acid residue and methylation state (mono-, di-, or tri-methylation).

3.2 Histone acetylation and methylation roles

Histone acetylation neutralizes the positive charge on lysine residues, weakening histone-DNA interactions and thereby increasing chromatin accessibility. This modification is often associated with transcriptional activation of stress-responsive genes, facilitating their rapid induction under adverse conditions. Histone methylation exhibits more complex roles: marks such as H3K4me3 are linked to active transcription, whereas marks like H3K27me3 are associated with gene repression. During stress, the balance and distribution of these methylation marks modulate gene expression patterns to optimize defense responses and metabolic adjustments.

3.3 Interaction with other epigenetic marks

Histone modifications operate in concert with DNA methylation and non-coding RNAs to form integrated epigenetic regulatory networks. For instance, certain histone methylation marks can recruit DNA methyltransferases, reinforcing gene silencing, while non-coding RNAs can guide histone-modifying complexes to specific loci. This crosstalk ensures precise spatial and temporal control of gene expression, enabling plants to mount coordinated responses to environmental stresses. The interplay between these marks adds complexity and robustness to epigenetic regulation in crops.

3.4 Dynamic histone changes during stress

Abiotic stress exposure induces rapid and reversible alterations in histone modification patterns at key regulatory genes. These dynamic changes include increased acetylation at promoters of stress-inducible genes and redistribution of activating or repressive methylation marks. Such plasticity in histone modifications allows plants to fine-tune chromatin accessibility and transcriptional output in response to fluctuating stress conditions. The reversibility of these changes supports recovery and adaptation, contributing to the overall resilience of crops under stress.

4. Non-coding RNAs in Stress Epigenetics

4.1 Classes of non-coding RNAs

Non-coding RNAs (ncRNAs) are RNA molecules that do not encode proteins but play critical regulatory roles in gene expression. In plants, key classes include small RNAs such as microRNAs (miRNAs) and small interfering RNAs (siRNAs), as well as long non-coding RNAs (lncRNAs). These ncRNAs participate in epigenetic regulation by guiding chromatin modifications, directing DNA methylation, and modulating mRNA stability and translation, thereby influencing stress response pathways.

4.2 Small RNA regulation under stress

Small RNAs function in sequence-specific gene silencing by targeting complementary DNA or RNA sequences. Under stress conditions, the biogenesis and activity of miRNAs and siRNAs are modulated, leading to altered repression or activation of stress-responsive genes and transposable elements. These small RNAs can direct RNA-directed DNA methylation (RdDM), promoting de novo methylation at target loci, and can also recruit histone-modifying enzymes, integrating RNA-mediated pathways into the epigenetic landscape of stress adaptation.

4.3 Interaction with chromatin modifiers

Non-coding RNAs serve as molecular guides that recruit chromatin-modifying complexes to specific genomic regions. By base-pairing with target sequences or interacting with protein factors, ncRNAs facilitate the deposition or removal of epigenetic marks such as DNA methylation and histone modifications. This targeted recruitment enables precise spatial regulation of gene expression in response to environmental signals, enhancing the specificity and efficiency of epigenetic control during stress responses.

4.4 Long non-coding RNAs in stress response

Long non-coding RNAs (lncRNAs) modulate gene expression through diverse mechanisms, including acting as scaffolds for chromatin remodeling complexes, decoys that sequester regulatory proteins, and guides that direct epigenetic modifiers to target loci. In the context of stress, lncRNAs contribute to establishing and maintaining stress-induced chromatin states, facilitating epigenetic memory and sustained gene expression changes. Their involvement adds an additional regulatory layer that complements DNA methylation and histone modifications in orchestrating complex stress adaptation programs.

Figure 1: Unveiling the Multifaceted Roles of ncRNAs in Stress Epigenetics

5. Epigenetic Memory and Stress Adaptation

5.1 Concept of epigenetic memory

Epigenetic memory refers to the capacity of plants to retain information about past stress exposures through stable epigenetic modifications, enabling a faster or stronger response upon subsequent stress encounters. This memory allows crops to "remember" environmental conditions without altering their DNA sequence, contributing to improved stress resilience. Such memory can manifest at cellular or whole-plant levels, influencing physiological and molecular responses.

5.2 Molecular basis of stress memory

Stress memory is underpinned by persistent epigenetic marks such as DNA methylation, histone modifications, and non-coding RNA activity that maintain altered chromatin states after the initial stress has subsided. These marks prime stress-responsive genes for rapid reactivation, often by maintaining an open chromatin conformation or recruiting transcriptional machinery more efficiently. This molecular priming facilitates quicker adaptation to recurring stresses.

5.3 Transgenerational epigenetic inheritance

In some cases, epigenetic modifications induced by stress can be transmitted to progeny through meiosis, enabling offspring to inherit enhanced tolerance traits. This transgenerational inheritance involves the stable maintenance of epigenetic marks across generations, although the mechanisms and extent of inheritance vary among species and stress types. Such heritable epigenetic memory has significant implications for crop breeding and adaptation strategies.

5.4 Implications for breeding resilience

Harnessing epigenetic memory offers novel avenues for developing stress-resilient crops without genetic modification. By selecting or inducing stable epigenetic states associated with enhanced stress tolerance, breeders can improve crop performance under adverse conditions. Understanding epigenetic memory mechanisms also aids in designing management practices that exploit priming effects to boost crop resilience sustainably.

6. Environmental Impact on Epigenetics

6.1 Environmental stresses affecting epigenetics

Various environmental factors, including drought, salinity, temperature extremes, and nutrient deficiencies, influence epigenetic states in crops. These stresses trigger epigenetic remodeling that modulates gene expression patterns to support adaptation. The type, intensity, and duration of environmental stress determine the specific epigenetic responses elicited.

6.2 Epigenetic reprogramming mechanisms

Stress-induced epigenetic reprogramming involves coordinated activities of enzymes such as DNA methyltransferases, demethylases, histone acetyltransferases, deacetylases, methyltransferases, and demethylases. These enzymes add, remove, or modify epigenetic marks, enabling dynamic adjustment of

chromatin structure and gene expression in response to environmental cues. Reprogramming can be transient or stable depending on the stress context and genomic loci involved.

6.3 Environmental cues and epigenetic machinery

Environmental signals are perceived by plants through sensory pathways that activate signaling cascades, which in turn modulate epigenetic regulators. This interaction ensures that epigenetic modifications are precisely targeted to relevant genes or genomic regions, allowing context-specific transcriptional responses. Crosstalk between signaling pathways and epigenetic machinery integrates external cues with internal regulatory networks.

6.4 Plasticity and reversibility of modifications

Epigenetic modifications exhibit considerable plasticity, allowing crops to reversibly switch gene expression states as environmental conditions fluctuate. This reversibility supports phenotypic flexibility and recovery after stress removal. However, some modifications can become stabilized to maintain long-term adaptive states or stress memory. The balance between plasticity and stability is critical for optimizing stress responses and maintaining genomic integrity.

7. Applications of Epigenetics in Crop Improvement

7.1 Epigenetic markers in breeding

Identification and utilization of epigenetic markers linked to stress tolerance traits enable marker-assisted selection in crop breeding programs. These markers provide additional layers of variation beyond DNA sequence polymorphisms, facilitating the development of varieties with improved resilience to environmental stresses.

7.2 Epigenome editing prospects

Emerging epigenome editing technologies, such as CRISPR/dCas9-based systems fused with epigenetic modifiers, offer precise tools to modify epigenetic marks at specific loci without altering DNA sequences. These approaches hold promise for targeted enhancement of stress-responsive gene regulation, accelerating crop improvement efforts.

7.3 Integration in sustainable management

Incorporating epigenetic knowledge into crop management practices, such as stress priming and controlled environmental conditioning, can enhance crop performance and stress tolerance sustainably. Understanding epigenetic responses aids in designing interventions that exploit natural adaptive mechanisms without genetic modification.

7.4 Challenges and future directions

Despite advances, challenges remain in fully elucidating epigenetic mechanisms, their stability, and heritability in diverse crop species. Technical limitations in detecting and manipulating epigenetic marks, environmental variability, and complex gene-environment interactions complicate application. Future research should focus on integrating multi-omics data, developing robust epigenetic editing tools, and translating findings into practical breeding and management strategies for resilient agriculture.

References

Kumar, S., & Mohapatra, T. (2024). Epigenetic modifications in genome help remembering the stress tolerance strategy adopted by the plant. Frontiers in Bioscience-Landmark, 29(3), 126.

Sun, C., Ali, K., Yan, K., Fiaz, S., Dormatey, R., Bi, Z., & Bai, J. (2021). Exploration of epigenetics for improvement of drought and other stress resistance in crops: A review. Plants, 10(6), 1226.

Kumar, M., & Rani, K. (2023). Epigenomics in stress tolerance of plants under the climate change. Molecular Biology Reports, 50(7), 6201-6216.

Qadir, M., Kaur, N., Rahman, F. U., Nabi, F., Ahmed, Z. F., & Wu, J. (2026). Epigenetic modifications in plant abiotic stress adaptation: towards climate-resilient and sustainable crop improvement. Frontiers in Plant Science, 17, 1738299.

Banerjee, A., & Roychoudhury, A. (2017). Epigenetic regulation during salinity and drought stress in plants: Histone modifications and DNA methylation. Plant gene, 11, 199-204.

Singroha, G., & Sharma, P. (2019). Epigenetic Modifications in Plants. Epigenetics, 7.

INNOVATIVE AGRICULTURE
www.innovativeagriculture.in
ISSN : 3048 - 989X

Genetic Architecture of Root Traits for Improved Water-Use Efficiency

Yudhishthir Bhanwariya[1] and Turfan Khan[1]

[1]Ph.D. Scholar, Department of Genetics and Plant Breeding, Chandra Shekhar Azad University of Agriculture and Technology, Kanpur

Abstract

Translational research is pivotal in transforming advances in root trait genetics into practical enhancements in water-use efficiency at the field level. By validating genetically improved root traits under real agricultural conditions, it ensures that laboratory gains translate into increased crop productivity and sustainability. This process integrates genetic improvements with optimized agronomic practices and soil management, creating a synergistic effect that enhances water uptake and conservation across diverse environments. Collaborative efforts among breeders, plant physiologists, and farmers are essential to tailor innovations to local conditions and management systems, maximizing the impact of root trait enhancements. Such a multidisciplinary approach supports the development of resilient crop varieties capable of maintaining high performance under water-limited conditions, addressing the pressing challenges of drought and climate variability. Ultimately, translational research bridges the gap between scientific discovery and agricultural application, fostering sustainable improvements in water-use efficiency that contribute to global food security and resource conservation.

1. Genetic Basis of Root Traits

1.1 Overview of root trait heritability

Root traits exhibit varying degrees of heritability, reflecting the proportion of phenotypic variation attributable to genetic factors. Studies indicate moderate to high heritability for traits such as root length, density, and biomass, suggesting that these characteristics can be effectively selected for in breeding programs. Environmental factors also influence expression, but genetic control remains a primary determinant, enabling stable transmission of advantageous root traits across generations.

1.2 Key genes influencing root morphology

Several genes have been identified that regulate root morphology, including those controlling root initiation, elongation, and branching. Genes such as AUXIN RESPONSE FACTORs (ARFs) and ROOT HAIR DEFECTIVE (RHD) families play critical roles in modulating root cell division and differentiation. These genes affect root angle, length, and density, which are crucial for optimizing soil exploration and water uptake. Understanding their function facilitates targeted manipulation to improve root system architecture.

1.3 Quantitative trait loci (QTL) mapping for root traits

QTL mapping has enabled the identification of chromosomal regions associated with root traits, providing markers for selection. Multiple QTLs linked to root length, depth, and biomass have been mapped in various crops, revealing complex polygenic control. These QTLs often co-localize with loci controlling drought tolerance and water-use efficiency, underscoring the genetic interconnection between root architecture and adaptive responses. Integration of QTL data into breeding pipelines accelerates the development of varieties with superior root systems.

1.4 Genetic variation and population diversity

Genetic diversity within and among populations is essential for breeding root traits that confer improved water-use efficiency. Diverse germplasm collections exhibit substantial variation in root morphology and function, offering a reservoir of alleles for selection. Population structure analyses reveal distinct genetic clusters with unique root trait profiles, enabling breeders to exploit heterosis and introgress favorable alleles. Conservation and characterization of this diversity underpin sustainable root trait improvement strategies.

2. Root Architecture and Water-Use Efficiency

2.1 Relationship between root system architecture and water uptake

Root system architecture (RSA) determines the spatial configuration of roots in the soil, directly influencing water acquisition. Deeper and more extensive root systems access water from subsoil layers, enhancing drought resilience. RSA traits such as root angle, branching density, and length modulate soil exploration efficiency, optimizing water uptake under varying moisture conditions. Understanding these relationships guides the selection of root architectures that maximize water-use efficiency (WUE).

2.2 Traits contributing to enhanced water-use efficiency

Specific root traits contribute to improved WUE by balancing water uptake and transpiration demands. Traits such as increased root length density, higher root-to-shoot ratio, and enhanced root hydraulic conductivity facilitate efficient water absorption while minimizing water loss. Additionally, root traits that promote rapid soil moisture depletion without compromising plant growth are advantageous. These traits collectively enhance plant performance under water-limited environments.

2.3 Root depth and distribution patterns

Root depth and distribution influence the volume of soil explored for water extraction. Deep-rooted plants can access water stored in lower soil horizons during drought, while lateral root proliferation improves exploitation of surface moisture. Spatial distribution patterns also affect nutrient uptake and interaction with soil microbiota, indirectly impacting water relations. Breeding for optimal root depth and distribution tailored to specific environments is key to enhancing WUE.

2.4 Hydraulic conductivity and root function

Hydraulic conductivity reflects the root's capacity to transport water from the soil to the shoot. It depends on anatomical features such as xylem vessel size and density, as well as aquaporin activity. High hydraulic conductivity supports sustained water flow under drought stress, maintaining physiological processes. Modulating root hydraulic properties through genetic and physiological means improves root function and overall plant water status.

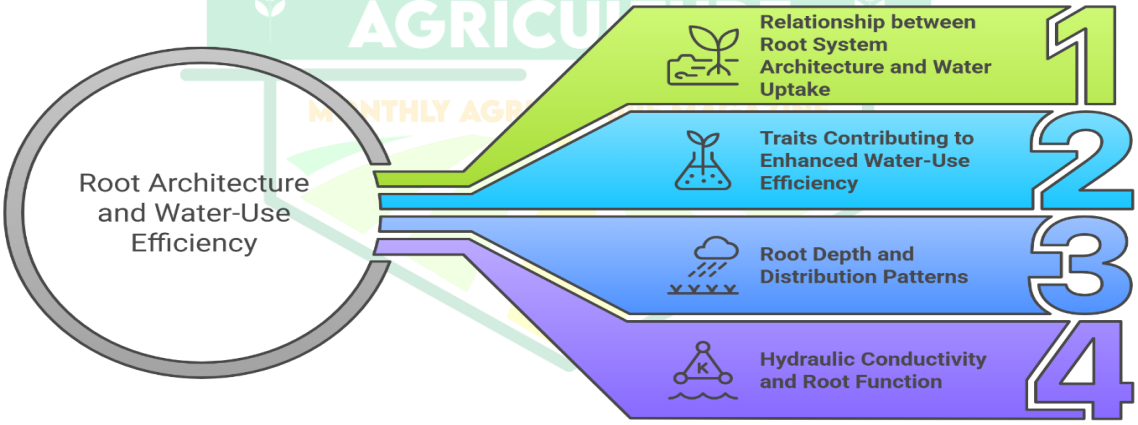

Figure 1: Unveiling the Dimensions of Root Architecture and Water-Use Efficiency

3. Molecular Mechanisms Regulating Root Development

3.1 Hormonal regulation of root growth

Plant hormones including auxins, cytokinins, abscisic acid (ABA), and ethylene orchestrate root development by regulating cell division, elongation, and differentiation. Auxin gradients promote root initiation and lateral root formation, while ABA mediates responses to water deficit by modulating root growth dynamics. The interplay of these hormones enables plasticity in root architecture, allowing adaptation to environmental cues.

3.2 Signal transduction pathways involved in root trait expression

Signal transduction cascades translate environmental and endogenous signals into molecular responses governing root traits. Pathways involving receptor kinases, secondary messengers (e.g., calcium ions), and transcription

factors regulate gene expression patterns essential for root development. These pathways integrate stress signals such as drought, triggering modifications in root growth and architecture to optimize water acquisition.

3.3 Gene networks controlling root plasticity

Complex gene networks coordinate root plasticity, enabling dynamic adjustment of root traits in response to environmental variability. Regulatory modules comprising transcription factors, microRNAs, and epigenetic regulators modulate expression of structural and functional genes. This genetic flexibility supports adaptive root responses such as altered branching and elongation under fluctuating water availability.

3.4 Epigenetic factors affecting root traits

Epigenetic modifications, including DNA methylation and histone acetylation, influence root trait expression without altering DNA sequence. These modifications can regulate gene accessibility and transcription in response to environmental stimuli, contributing to heritable changes in root development. Epigenetic regulation adds an additional layer of control, facilitating rapid and reversible adaptation of root systems to water stress conditions.

4. Breeding Strategies for Improved Root Traits

4.1 Marker-assisted selection for root trait improvement

Marker-assisted selection (MAS) leverages molecular markers linked to desirable root traits to facilitate precise and efficient breeding. By identifying markers associated with QTLs for root length, depth, or biomass, breeders can screen large populations rapidly without phenotyping every individual. MAS accelerates introgression of favorable alleles into elite cultivars, reducing breeding cycles and enhancing selection accuracy for root traits that improve water-use efficiency.

Table 1. Molecular Breeding Approaches for Root Trait Improvement

Strategy / Approach	Key Features / Tools	Mechanism / Principle	Applications / Outcomes
Marker-Assisted Selection (MAS)	Molecular markers, QTL mapping	Selection based on linked genetic markers	Faster introgression of root traits
Genomic Selection (GS)	Genome-wide markers, prediction models	Predicts breeding value using genomic data	Improved selection for complex root traits
Phenotyping + Genotyping Integration	High-throughput phenotyping, GWAS	Combines trait measurement with genetic data	Accurate identification of candidate genes
Genome-wide Association Studies (GWAS)	SNP markers, association mapping	Detects trait–marker relationships	Discovery of root-related genes
Multi-omics Integration	Genomics, transcriptomics, phenomics	Systems-level trait analysis	Enhanced breeding precision

4.2 Genomic selection and prediction models

Genomic selection (GS) uses genome-wide marker data to predict breeding values for complex root traits controlled by many genes with small effects. GS models integrate genotypic and phenotypic data to estimate genetic potential, enabling early selection of superior genotypes. This approach is particularly effective for polygenic traits like root architecture and hydraulic conductivity, improving genetic gain for water-use efficiency by capturing additive and non-additive genetic effects.

4.3 Integration of phenotyping and genotyping approaches

Combining high-throughput phenotyping with genotyping enhances the accuracy and efficiency of root trait breeding. Advanced phenotyping platforms capture detailed root traits under controlled and field conditions, while genotyping provides genetic profiles. Integrating these data sets supports genome-wide association studies (GWAS) and genomic prediction, facilitating identification of candidate genes and markers for selection. This holistic approach improves breeding outcomes for water-use efficiency.

4.4 Challenges and opportunities in root trait breeding

Breeding for root traits faces challenges including phenotyping complexity, environmental variability, and the polygenic nature of traits. Root traits are often difficult to measure non-destructively and vary with soil conditions,

complicating selection. However, advances in molecular tools, phenomics, and computational models present opportunities to overcome these barriers. Exploiting genetic diversity and integrating multi-omics data can enhance breeding strategies to develop crops with optimized root systems for improved water-use efficiency.

5. Environmental Influence on Root Genetic Expression

5.1 Impact of drought and soil conditions on root traits

Environmental stresses such as drought and soil texture significantly affect root trait expression. Water deficit can induce deeper rooting and alter root branching patterns to optimize water uptake. Soil compaction and nutrient availability also modulate root growth dynamics. These environmental factors interact with genetic determinants, influencing the phenotypic plasticity of root systems and their capacity to sustain water-use efficiency under stress conditions.

5.2 Gene-environment interactions shaping root architecture

Gene-environment interactions (G×E) play a critical role in determining root architecture by modulating gene expression in response to external stimuli. Specific alleles may confer advantages under certain environmental contexts but not others, leading to variable trait expression across conditions. Understanding G×E patterns enables breeders to select genotypes with stable or adaptive root architectures suited to target environments, enhancing resilience and water-use efficiency.

5.3 Plasticity of root traits under variable water availability

Root plasticity allows plants to dynamically adjust root growth and morphology in response to fluctuating water availability. This includes changes in root elongation rate, lateral root formation, and root-to-shoot allocation. Such plastic responses optimize water acquisition and conserve resources during drought or re-watering phases, contributing to improved water-use efficiency. Genetic control of plasticity involves regulatory networks responsive to environmental cues.

5.4 Adaptive responses mediated by root genetic factors

Adaptive root responses to environmental stress are mediated by genetic factors that regulate developmental and physiological processes. Genes controlling hormone signaling, stress perception, and metabolic adjustments enable roots to modify architecture and function for better water uptake. These adaptive mechanisms enhance survival and productivity under water-limited conditions, highlighting targets for breeding resilient crops with efficient water use.

6. Future Perspectives and Technological Advances

6.1 High-throughput phenotyping for root traits

Emerging high-throughput phenotyping technologies, including imaging systems and sensor arrays, enable rapid, non-invasive measurement of complex root traits in diverse environments. These platforms provide detailed spatiotemporal data on root growth, architecture, and function, facilitating large-scale screening and genetic analyses. Integration of phenomics with genomics accelerates discovery of trait–gene associations critical for improving water-use efficiency.

6.2 CRISPR and gene editing applications in root improvement

CRISPR/Cas-based gene editing offers precise manipulation of root trait genes to enhance water-use efficiency. Targeted editing of genes involved in root development, hormone signaling, or hydraulic properties can generate improved root architectures without linkage drag. This technology enables functional validation of candidate genes and rapid development of crop varieties with optimized root systems tailored for drought resilience.

6.3 Systems biology approaches to understand root-water relations

Systems biology integrates multi-omics data (genomics, transcriptomics, proteomics, metabolomics) with computational modeling to unravel complex regulatory networks underlying root-water interactions. This holistic perspective elucidates how genes, pathways, and environmental factors coordinate root development and function. Systems-level insights guide rational design of root traits for enhanced water-use efficiency and stress adaptation.

6.4 Translational research for field-level water-use efficiency enhancement

Translational research bridges laboratory discoveries and field applications by validating root trait improvements under realistic agricultural conditions. Combining genetic gains with agronomic practices and soil management

optimizes water-use efficiency at the crop and ecosystem levels. Collaborative efforts among breeders, physiologists, and farmers ensure that innovations in root genetics translate into sustainable productivity gains in water-limited environments.

Conclusion

Translational research plays a crucial role in converting laboratory advances in root trait genetics into practical improvements in water-use efficiency at the field level. By validating genetically enhanced root traits under real agricultural conditions, this research ensures that theoretical gains translate into tangible benefits for crop productivity and sustainability. Integrating genetic improvements with optimized agronomic practices and soil management strategies creates a synergistic effect, enhancing water uptake and conservation across diverse environments. Collaboration among breeders, plant physiologists, and farmers is essential to tailor innovations to local conditions and management systems, thereby maximizing the impact of root trait enhancements. This multidisciplinary approach facilitates the development of resilient crop varieties capable of maintaining high performance under water-limited conditions, addressing critical challenges posed by drought and climate variability. Ultimately, translational research bridges the gap between scientific discovery and agricultural application, fostering sustainable water-use efficiency improvements that support global food security and resource conservation.

References

Tron, S., Bodner, G., Laio, F., Ridolfi, L., & Leitner, D. (2015). Can diversity in root architecture explain plant water use efficiency? A modeling study. Ecological modelling, 312, 200-210.

Tao, X., Wang, Y., & Sheng, H. (2024). The research progress on wheat root system architecture and drought resistance: Morphological characteristics, genetic regulation, and application prospects. Geographical Research Bulletin, 3, 558-576.

Ruggiero, A., Punzo, P., Landi, S., Costa, A., Van Oosten, M. J., & Grillo, S. (2017). Improving plant water use efficiency through molecular genetics. Horticulturae, 3(2), 31.

Gupta, S., Ranjan, R., Bijlwan, A., Jha, A., & Jena, R. K. (2024). Enhancing water use efficiency through trait-based approaches. In Plant functional traits for improving productivity (pp. 133-147). Singapore: Springer Nature Singapore.

Li, P. F., Ma, B. L., Wei, X. F., Guo, S., & Ma, Y. Q. (2024). Deeper root distribution and optimized root anatomy help improve dryland wheat yield and water use efficiency under low water conditions. Plant and Soil, 501(1), 437-454.

Ye, H., Roorkiwal, M., Valliyodan, B., Zhou, L., Chen, P., Varshney, R. K., & Nguyen, H. T. (2018). Genetic diversity of root system architecture in response to drought stress in grain legumes. Journal of Experimental Botany, 69(13), 3267-3277.

INNOVATIVE AGRICULTURE
www.innovativeagriculture.in
ISSN : 3048 - 989X

Genomic Prediction Models for Yield and Quality Traits

Turfan Khan[1] and Yudhishthir Bhanwariya[1]

[1]Ph.D. Scholar, Department of Genetics and Plant Breeding, Chandra Shekhar Azad University of Agriculture and Technology, Kanpur

Abstract

Genomic prediction models utilize genome-wide molecular marker data to estimate the genetic potential of individuals for yield and quality traits in plants and animals. By integrating genotypic and phenotypic information, these models enable early and accurate selection without extensive phenotyping, accelerating breeding programs. Key model types include linear mixed models, Bayesian approaches, machine learning algorithms, and deep learning techniques, each offering distinct advantages in capturing genetic architectures. Reliable model inputs require high-quality genotypic data, standardized phenotypic measurements, and incorporation of environmental factors to account for genotype-by-environment interactions. Model training depends on well-designed populations and rigorous validation methods such as cross-validation to prevent overfitting and optimize predictive accuracy. Challenges include the complexity of polygenic traits, marker density limitations, environmental variability, and computational demands. Future innovations focus on integrating multi-omics data, advancing machine learning methodologies, enabling real-time genomic selection, and enhancing model robustness across diverse conditions. These developments aim to improve prediction accuracy and scalability, supporting more efficient and informed breeding decisions to enhance yield and quality traits.

1. Introduction to Genomic Prediction Models

1.1 Overview of Genomic Prediction

Genomic prediction models use genome-wide molecular marker data to estimate the genetic potential of individuals for specific traits. These models combine genotypic information with phenotypic data to predict breeding values or trait performance without direct phenotyping of all candidates. This approach accelerates selection by enabling early and more accurate identification of superior genotypes, especially for complex traits controlled by many genes.

1.2 Importance for Yield and Quality Traits

Yield and quality traits are critical targets in both plant and animal breeding programs due to their direct impact on productivity and market value. Genomic prediction enhances the ability to select for these traits by capturing the cumulative effect of numerous small-effect loci, improving selection accuracy over traditional methods. This is particularly valuable for traits with low heritability or those difficult to measure directly, allowing breeders to make informed decisions earlier in the breeding cycle.

1.3 Historical Development and Advances

The development of genomic prediction models evolved from quantitative genetics and marker-assisted selection, progressing with the advent of high-throughput genotyping technologies. Initial models focused on linear mixed models incorporating marker effects, which have since expanded to include Bayesian methods and machine learning approaches. Advances in computational power and statistical methodologies have enabled handling large genomic datasets, improving prediction accuracy and broadening model applicability.

1.4 Applications in Plant and Animal Breeding

Genomic prediction models are widely applied in breeding programs to accelerate genetic gain by selecting individuals with superior predicted performance. In plants, these models assist in selecting for yield stability, disease resistance, and quality traits. In animals, they are used to improve milk production, growth rates, and carcass quality. The integration of genomic prediction into breeding pipelines optimizes resource allocation by reducing the need for extensive phenotyping and shortening generation intervals.

2. Types of Genomic Prediction Models

2.1 Linear Mixed Models

Linear mixed models (LMMs) form the foundation of many genomic prediction approaches by modeling the relationship between phenotype and genotype using random effects for marker contributions. These models assume additive genetic effects and utilize genomic relationship matrices to capture genetic similarities. Their computational efficiency and interpretability make them a popular choice for initial genomic evaluations.

2.2 Bayesian Approaches

Bayesian models incorporate prior distributions on marker effects, allowing flexible modeling of genetic architectures with varying effect sizes and sparsity. Methods such as BayesA, BayesB, and BayesC differ in their assumptions about marker effect distributions and inclusion probabilities. Bayesian approaches can better capture non-uniform genetic architectures and improve prediction accuracy, especially when marker effects are heterogeneous.

2.3 Machine Learning-Based Models

Machine learning models apply algorithms capable of capturing complex, nonlinear relationships between genotypes and phenotypes. Techniques such as random forests, support vector machines, and gradient boosting have been adapted for genomic prediction. These models can handle high-dimensional data and interactions among markers but may require careful tuning to avoid overfitting.

2.4 Deep Learning and Neural Networks

Deep learning leverages layered neural networks to model intricate patterns in genomic data, including epistatic interactions and nonlinear effects. Convolutional and recurrent neural networks have been explored for their ability to extract hierarchical features from genotype matrices. While promising, these models demand large datasets and substantial computational resources to achieve robust predictions.

Table 1. Types of Genomic Prediction Models and Their Features

Model Type	Key Features / Techniques	Mechanism / Principle	Applications / Outcomes
Linear Mixed Models (LMMs)	Genomic relationship matrix, random effects	Assumes additive genetic effects	Baseline genomic prediction, high interpretability
Bayesian Approaches	BayesA, BayesB, BayesC	Uses prior distributions for marker effects	Handles variable effect sizes, improved accuracy
Machine Learning Models	Random forest, SVM, gradient boosting	Captures nonlinear relationships	High-dimensional data modeling
Deep Learning Models	Neural networks (CNN, RNN)	Learns complex patterns and interactions	Advanced prediction with large datasets
Hybrid Models	ML + statistical integration	Combines linear and nonlinear approaches	Improved prediction performance

3. Model Inputs and Data Requirements

3.1 Genotypic Data and Marker Types

Genomic prediction relies on dense genotypic data from molecular markers such as single nucleotide polymorphisms (SNPs), insertions/deletions, or structural variants. The choice of marker type and density affects the model's ability to capture genetic variation underlying traits. High-density SNP arrays and sequencing data provide comprehensive coverage but require quality control to minimize errors.

3.2 Phenotypic Trait Measurement

Accurate and consistent phenotypic data are essential for training reliable prediction models. Phenotypes for yield and quality traits must be measured using standardized protocols to reduce environmental noise. Multiple replicates and multi-environment trials improve the robustness of phenotype data, enhancing model training and validation.

3.3 Environmental and Management Factors

Incorporating environmental and management variables can improve prediction accuracy by accounting for genotype-by-environment interactions. Data on climate, soil, nutrition, and management practices help disentangle genetic effects from environmental influences, enabling models to predict performance under varying conditions.

3.4 Quality Control and Data Preprocessing

Preprocessing steps include filtering markers based on minor allele frequency, missing data thresholds, and linkage disequilibrium pruning to reduce redundancy. Phenotypic data require outlier detection and normalization. Proper data curation ensures the integrity of inputs, reduces bias, and enhances model stability and predictive power.

4. Model Training and Validation

4.1 Training Population Design

The composition and size of the training population are critical for building robust genomic prediction models. A well-designed training set should capture the genetic diversity and phenotypic variation representative of the target breeding population. Strategies include selecting individuals from diverse genetic backgrounds, ensuring balanced representation of phenotypic extremes, and using relatedness information to optimize prediction accuracy. Larger training populations generally improve model performance but require greater resources.

4.2 Cross-Validation Techniques

Cross-validation methods are employed to assess model predictive ability and avoid overfitting. Common approaches include k-fold cross-validation, where the dataset is partitioned into k subsets, and the model is iteratively trained on k-1 subsets and tested on the remaining one. Leave-one-out cross-validation is another method, particularly useful for small datasets. These techniques provide unbiased estimates of model accuracy and help compare different modeling approaches.

4.3 Model Performance Metrics

Evaluating genomic prediction models involves multiple metrics to quantify accuracy and reliability. The correlation between predicted and observed phenotypes (predictive correlation) is widely used. Other metrics include mean squared error (MSE), coefficient of determination (R^2), and bias assessment. Depending on the breeding objective, metrics focusing on ranking ability such as Spearman's rank correlation may also be relevant. Comprehensive evaluation ensures the model's utility for selection decisions.

4.4 Overfitting and Model Optimization

Overfitting occurs when a model captures noise instead of true genetic signals, leading to poor generalization on new data. To mitigate this, regularization techniques, parameter tuning, and appropriate model complexity are applied. Feature selection or dimensionality reduction methods can reduce redundant markers. Iterative model refinement based on validation results and biological knowledge enhances predictive performance and robustness.

5. Challenges and Limitations

5.1 Genetic Architecture Complexity

The complexity of genetic architectures underlying yield and quality traits poses significant challenges. Many traits are polygenic, influenced by numerous genes with small effects and complex interactions such as epistasis. Capturing these effects accurately requires sophisticated models and comprehensive data, yet incomplete knowledge of genetic mechanisms limits prediction precision.

5.2 Marker Density and Coverage

Insufficient marker density or uneven genomic coverage can reduce the ability to detect causal variants, weakening model accuracy. While high-density genotyping platforms improve coverage, they increase data dimensionality and computational demands. Balancing marker density with cost and computational feasibility remains a key limitation in practical breeding applications.

5.3 Genotype-by-Environment Interactions

Genomic prediction models often struggle to account fully for genotype-by-environment (G×E) interactions, where genetic effects vary across environments. This variability complicates the prediction of trait performance

under diverse conditions. Incorporating environmental data and developing models that explicitly model G×E remain active areas of research to enhance prediction reliability.

5.4 Computational and Resource Constraints

Handling large genomic datasets and complex models requires substantial computational resources and expertise. High-performance computing infrastructure and optimized algorithms are necessary for efficient model training and prediction. Resource limitations in breeding programs, especially in developing regions, constrain the widespread adoption of advanced genomic prediction techniques.

Table 2. Major Challenges in Genomic Prediction

Challenge Area	Key Issues / Problems	Mechanism / Explanation	Impact on Prediction
Genetic Architecture Complexity	Polygenic traits, epistasis	Many genes with small and interacting effects	Reduced prediction accuracy
Marker Density & Coverage	Low or uneven marker distribution	Missing causal variants	Weak genomic signals
Genotype × Environment (G×E)	Variable gene expression across environments	Environmental influence on gene effects	Poor prediction stability
Computational Constraints	Large datasets and complex models	High processing and storage requirements	Limited scalability
Data Quality	Noisy or incomplete datasets	Errors in genotyping/phenotyping	Reduced model reliability

6. Future Directions and Innovations

6.1 Integration of Multi-Omics Data

Future genomic prediction models are expected to incorporate multi-omics data layers such as transcriptomics, metabolomics, and epigenomics to capture additional biological variation. Integrating these data with genomic markers can improve prediction accuracy by providing a more comprehensive understanding of trait regulation and genetic architecture.

6.2 Advanced Machine Learning Algorithms

The development and application of novel machine learning algorithms, including ensemble methods and explainable AI, hold promise for better modeling of complex genetic relationships. These approaches can capture nonlinearities, interactions, and hierarchical structures more effectively, advancing the predictive power and interpretability of models.

6.3 Real-Time Genomic Selection Tools

Emerging technologies aim to enable real-time genomic selection by integrating rapid genotyping platforms with automated data processing pipelines. This will facilitate timely decision-making in breeding programs, reducing cycle times and enabling dynamic selection strategies responsive to changing environmental and market conditions.

6.4 Enhancing Prediction Accuracy and Robustness

Ongoing efforts focus on improving model robustness across diverse populations and environments through transfer learning, meta-analysis, and incorporation of environmental covariates. Developing standardized protocols for data collection, model evaluation, and sharing will support reproducibility and scalability of genomic prediction in practical breeding.

Conclusion

Genomic prediction models have revolutionized breeding programs by enabling the early and accurate estimation of genetic potential for yield and quality traits. Despite challenges such as complex genetic architectures, genotype-by-environment interactions, and computational demands, ongoing advancements continue to enhance model effectiveness. The integration of multi-omics data and the development of advanced machine learning algorithms promise to capture more intricate genetic relationships, improving prediction accuracy. Real-time genomic selection tools are set to accelerate breeding cycles by facilitating rapid decision-making. Furthermore,

efforts to improve model robustness through transfer learning, meta-analysis, and environmental covariate incorporation aim to ensure consistent performance across diverse populations and conditions. Establishing standardized protocols for data collection, model evaluation, and sharing will be crucial to support reproducibility and scalability in practical applications. Collectively, these innovations will enable more efficient, precise, and adaptable breeding strategies, ultimately contributing to improved productivity and quality in both plant and animal breeding sectors.

References

Haile, J. K., N'Diaye, A., Clarke, F., Clarke, J., Knox, R., Rutkoski, J., ... & Pozniak, C. J. (2018). Genomic selection for grain yield and quality traits in durum wheat. Molecular breeding, 38(6), 75.

Bhatta, M., Gutierrez, L., Cammarota, L., Cardozo, F., Germán, S., Gómez-Guerrero, B., ... & Castro, A. J. (2020). Multi-trait genomic prediction model increased the predictive ability for agronomic and malting quality traits in barley (Hordeum vulgare L.). G3: Genes, Genomes, Genetics, 10(3), 1113-1124.

Desta, Z. A., & Ortiz, R. (2014). Genomic selection: genome-wide prediction in plant improvement. Trends in plant science, 19(9), 592-601.

Alemu, A., Suliman, S., Hagras, A., Thabet, S., Al-Abdallat, A., Abdelmula, A.A. and Tadesse, W., 2021. Multi-model genome-wide association and genomic prediction analysis of 16 agronomic, physiological and quality related traits in ICARDA spring wheat. Euphytica, 217(11), p.205.

Haile, T.A., Walkowiak, S., N'Diaye, A., Clarke, J.M., Hucl, P.J., Cuthbert, R.D., Knox, R.E. and Pozniak, C.J., 2021. Genomic prediction of agronomic traits in wheat using different models and cross-validation designs. Theoretical and Applied Genetics, 134(1), pp.381-398.

Sirsat, M. S., Oblessuc, P. R., & Ramiro, R. S. (2022). Genomic prediction of wheat grain yield using machine learning. Agriculture, 12(9), 1406.

INNOVATIVE AGRICULTURE
www.innovativeagriculture.in
ISSN : 3048 - 989X

Impact of Biochar Application on Soil Fertility, Microbial Activity and Crop Productivity

Vaibhav Shivaji Chakor[1], Atharva Laxman More[2], and Rishikesh Shivprasad Patil[3]

[1]M.Sc. (Agriculture) Soil Science, Agronomy & Research Executive, Center of Excellence (CoE), Urban Farms Co., India

[2]M.Sc. (Agriculture) Soil Science, R&D Operation Associate, Division of Biochar Fertilizer and R&D, MASH MAKES, India

[3]B.Sc. (Hons.) Agriculture, Senior Soil Analyst, Division of Biochar Fertilizer and R&D, MASH MAKES, India

Corresponding Author: Vaibhav Shivaji Chakor

1. Effects of Biochar on Soil Nutrient Availability

1.1 Enhancement of soil nutrient retention and cation exchange capacity

Biochar's porous structure and high surface area improve the soil's capacity to retain essential nutrients by increasing cation exchange capacity (CEC). This enhancement reduces nutrient leaching, making nutrients more available for plant uptake over extended periods. The functional groups on biochar surfaces can adsorb positively charged ions such as calcium, magnesium, potassium, and ammonium, thereby improving nutrient holding capacity especially in sandy or degraded soils.

1.2 Influence on soil pH and liming effects

Biochar often has an alkaline pH, which can neutralize acidic soils by raising soil pH levels. This liming effect improves nutrient availability by reducing aluminum toxicity and increasing the solubility of phosphorus and other nutrients. The pH adjustment can enhance microbial activity and nutrient mineralization processes, fostering a more favorable environment for crop growth.

1.3 Impact on nitrogen cycling and availability

Biochar interacts with nitrogen in soil by adsorbing ammonium and reducing nitrate leaching, which improves nitrogen use efficiency. It can also influence nitrogen mineralization and nitrification rates by affecting microbial communities involved in these processes. Some biochars may immobilize nitrogen temporarily, but overall, biochar application tends to stabilize nitrogen forms, reducing gaseous losses such as nitrous oxide emissions.

1.4 Changes in phosphorus and potassium dynamics

Biochar affects phosphorus availability by adsorbing phosphate ions, which can either increase phosphorus retention or temporarily reduce its immediate availability depending on biochar properties and soil conditions. Over time, biochar can enhance phosphorus solubility through pH modification and microbial interactions. Potassium availability often increases due to biochar's nutrient content and improved retention capacity, contributing to better nutrient supply for crops.

2. Biochar Influence on Soil Microbial Communities

2.1 Alterations in microbial biomass and diversity

Biochar addition generally increases microbial biomass by providing a habitat and energy sources, leading to higher microbial diversity. Its porous structure offers refuge for microbes, protecting them from predation and environmental stresses. Enhanced microbial diversity promotes functional redundancy, which stabilizes soil ecosystem processes and improves resilience.

2.2 Effects on microbial respiration and enzymatic activities

Biochar can stimulate microbial respiration by providing labile carbon compounds and improving soil aeration. It also influences enzymatic activities related to nutrient cycling such as phosphatases, cellulases, and dehydrogenases. These changes accelerate organic matter decomposition and nutrient mineralization, enhancing soil fertility and plant nutrient availability.

Table 1. Effect of Biochar on Microbial Biomass and Diversity

Aspect	Key Factors / Components	Mechanism / Principle	Outcomes / Effects
Microbial Biomass	Biochar carbon, porous structure	Provides energy and habitat for microbes	Increased microbial population
Microbial Diversity	Habitat heterogeneity	Supports diverse microbial niches	Higher species richness
Protection from Stress	Micro-pores, surface area	Shields microbes from predation and stress	Improved survival and stability
Functional Redundancy	Diverse microbial communities	Multiple species perform similar functions	Enhanced ecosystem resilience

2.3 Shifts in functional microbial groups related to nutrient cycling

Biochar application can shift the abundance and activity of key microbial groups such as nitrifiers, denitrifiers, and phosphate solubilizers. These shifts affect nitrogen and phosphorus cycling pathways, potentially increasing nutrient turnover rates and reducing losses. The modification of microbial community structure supports improved nutrient dynamics and soil health.

2.4 Biochar as a habitat and energy source for soil microbes

The porous matrix of biochar provides microhabitats that protect microbes from environmental fluctuations and predation. Additionally, biochar contains labile organic compounds that serve as energy sources for heterotrophic microbes. This dual role enhances microbial colonization and activity, fostering beneficial microbial processes that support soil fertility.

3. Improvement of Soil Physical Properties by Biochar

3.1 Changes in soil texture and aggregate stability

Biochar incorporation improves soil aggregation by acting as a binding agent that enhances the formation and stability of soil aggregates. This improves soil structure, reducing susceptibility to erosion and compaction. Enhanced aggregate stability supports better root growth and water infiltration.

3.2 Effects on soil porosity and water retention

Biochar increases soil porosity by creating additional pore spaces within the soil matrix. This enhances water retention capacity, particularly in sandy soils, by holding more plant-available water. Improved porosity also facilitates gas exchange, reducing anaerobic zones and promoting healthier root environments.

3.3 Impact on soil bulk density and compaction

Application of biochar typically reduces soil bulk density, making soils less compact and easier for root penetration. This physical loosening enhances root exploration and access to nutrients and water. Reduced compaction also improves soil aeration and microbial habitat quality.

3.4 Influence on soil aeration and root penetration

By improving soil structure and porosity, biochar enhances soil aeration, which is critical for root respiration and microbial processes. Better aeration reduces the risk of hypoxic conditions that can impair root function. The improved physical environment supports deeper and more extensive root systems, promoting overall plant health.

Table 2. Effects of Biochar on Soil Physical Properties

Soil Property	Effect of Biochar	Mechanism / Principle	Benefits / Outcomes
Soil Texture & Aggregation	Improved aggregate stability	Acts as binding agent for soil particles	Better structure, reduced erosion
Porosity & Water Retention	Increased pore space and water holding	Biochar pores retain water and improve flow	Enhanced moisture availability
Bulk Density & Compaction	Reduced bulk density	Light, porous nature loosens soil	Easier root penetration, less compaction
Soil Aeration & Root Growth	Improved aeration and root expansion	Increased porosity and gas exchange	Healthier roots and microbial activity

4. Biochar Application and Crop Growth Responses

4.1 Effects on seed germination and early plant development

Biochar amendments can improve seed germination rates by enhancing soil moisture retention and nutrient availability in the rhizosphere. The improved soil environment reduces germination stress and supports early root and shoot growth, leading to more vigorous seedlings.

4.2 Influence on crop biomass accumulation and yield

By improving nutrient availability, soil physical properties, and microbial activity, biochar application often results in increased crop biomass and higher yields. Enhanced nutrient uptake efficiency and water retention contribute to sustained plant growth, especially under suboptimal conditions.

4.3 Enhancement of crop nutrient uptake efficiency

Biochar's nutrient retention and slow-release properties improve nutrient use efficiency by crops. This reduces nutrient losses and ensures a more consistent supply of essential elements, facilitating better nutrient assimilation and metabolic functioning in plants.

4.4 Role in improving crop stress tolerance (drought, salinity)

Biochar enhances soil water holding capacity and improves soil structure, which helps plants better withstand drought stress. Its liming effect can mitigate soil salinity by reducing toxic ion concentrations and improving nutrient balance. These benefits contribute to improved crop resilience under abiotic stress conditions.

5. Long-term Impacts of Biochar on Soil Fertility

5.1 Persistence and stability of biochar in soil

Biochar is highly stable due to its aromatic carbon structure, allowing it to persist in soil for decades to centuries. This long-term stability contributes to sustained improvements in soil properties and nutrient retention. Its resistance to microbial decomposition ensures that biochar continues to influence soil chemistry and biology over extended periods, supporting ongoing soil fertility enhancement.

5.2 Cumulative effects on soil organic carbon stocks

Repeated biochar applications lead to significant increases in soil organic carbon stocks, contributing to carbon sequestration. This accumulation improves soil carbon pools, enhancing soil structure, moisture retention, and nutrient cycling capacity. The buildup of stable organic carbon from biochar also supports the mitigation of climate change by reducing atmospheric CO2 levels.

5.3 Long-term changes in soil nutrient cycling processes

Over time, biochar influences nutrient cycling by stabilizing nutrients and modifying microbial community functions. It can enhance nutrient mineralization rates and reduce losses through leaching or gaseous emissions. These changes promote a more efficient and balanced nutrient supply, supporting sustainable crop production and soil health in the long term.

5.4 Implications for sustainable soil management practices

The durability and multifunctional benefits of biochar make it a valuable component of sustainable soil management. Its use can reduce dependency on chemical fertilizers, improve soil resilience to degradation, and support regenerative agriculture practices. Integrating biochar into soil management plans promotes long-term productivity and environmental stewardship.

6. Interaction of Biochar with Other Soil Amendments

6.1 Synergistic effects with organic fertilizers and compost

When combined with organic fertilizers or compost, biochar can enhance nutrient retention and availability by reducing nutrient losses and improving microbial activity. This synergy boosts the efficiency of organic amendments, leading to improved soil fertility and crop growth compared to individual applications.

6.2 Influence on chemical fertilizer use efficiency

Biochar can improve the efficiency of chemical fertilizers by adsorbing nutrients and releasing them slowly, reducing leaching and volatilization losses. This interaction allows for lower fertilizer application rates while maintaining or increasing crop yields, contributing to more sustainable nutrient management.

6.3 Combined effects on soil microbial activity and diversity

The addition of biochar alongside other amendments can amplify positive effects on soil microbial communities. Enhanced habitat complexity and nutrient availability foster greater microbial biomass, diversity, and functional activity, which supports nutrient cycling and soil health.

6.4 Potential antagonistic interactions and mitigation strategies

In some cases, biochar may adsorb or immobilize certain nutrients or agrochemicals, potentially reducing their immediate availability. Understanding these interactions is critical to avoid negative impacts on crop nutrition. Strategies such as optimizing biochar properties, amendment timing, and application rates can mitigate antagonistic effects.

7. Environmental and Agronomic Benefits of Biochar Use

7.1 Reduction in greenhouse gas emissions from soil

Biochar application can lower emissions of greenhouse gases such as nitrous oxide and methane by improving soil aeration, stabilizing nitrogen forms, and altering microbial processes. This reduction contributes to climate change mitigation efforts in agricultural systems.

7.2 Improvement in soil water use efficiency and drought resilience

By enhancing soil water retention and porosity, biochar helps crops access water more effectively during dry periods. This improved water use efficiency increases plant drought tolerance and stabilizes yields under water-limited conditions.

7.3 Contribution to carbon sequestration and climate change mitigation

The stable carbon in biochar represents a significant carbon sink when applied to soil. This sequestration reduces atmospheric CO2 concentrations, making biochar an effective tool for climate change mitigation within sustainable agricultural practices.

7.4 Enhancement of overall soil health and ecosystem services

Beyond fertility, biochar improves soil structure, microbial diversity, and nutrient cycling, contributing to ecosystem services such as erosion control, water filtration, and biodiversity support. These benefits enhance the long-term sustainability and productivity of agroecosystems.

Table 3. Environmental and Agronomic Benefits of Biochar Application

Benefit Area	Key Processes / Effects	Mechanism / Principle	Outcomes / Advantages
Greenhouse Gas Reduction	Lower N_2O and CH_4 emissions	Improved aeration, nitrogen stabilization	Climate change mitigation
Water Use Efficiency	Better water retention and availability	Increased porosity and moisture holding	Drought resilience, stable yields
Carbon Sequestration	Long-term carbon storage	Stable biochar carbon in soil	Reduced atmospheric CO_2 levels
Soil Health & Ecosystem Services	Improved structure, microbial activity	Enhanced nutrient cycling and biodiversity	Sustainable soil productivity
Nutrient Retention	Reduced nutrient leaching	Adsorption and cation exchange capacity	Improved fertilizer efficiency
Soil Fertility Improvement	Enhanced nutrient availability	Slow nutrient release and microbial interaction	Better crop growth and yield
Environmental Protection	Reduced pollution and runoff	Binding of contaminants and improved structure	Cleaner soil and water systems
Climate Adaptation	Increased system resilience	Improved soil buffering capacity	Better performance under stress conditions

Conclusion

Biochar application offers multifaceted benefits that significantly enhance soil health, fertility, and ecosystem sustainability. Its ability to improve soil structure, increase microbial diversity, and optimize nutrient cycling contributes to better soil physical and biological properties. These improvements support key ecosystem services

such as erosion control, water filtration, and biodiversity conservation, which are essential for maintaining productive and resilient agroecosystems. Additionally, biochar's stable carbon content facilitates long-term carbon sequestration, playing a crucial role in mitigating climate change by reducing atmospheric CO2 levels. The combined environmental and agronomic advantages of biochar promote sustainable agricultural practices by improving soil water use efficiency, reducing greenhouse gas emissions, and enhancing crop stress tolerance. Integrating biochar into soil management strategies thus supports both productivity and environmental stewardship, making it a valuable tool for advancing soil health and ecosystem function over the long term.

References

Diatta, A. A., Fike, J. H., Battaglia, M. L., Galbraith, J. M., & Baig, M. B. (2020). Effects of biochar on soil fertility and crop productivity in arid regions: a review. Arabian Journal of Geosciences, 13(14), 595.

Kapoor, A., Sharma, R., Kumar, A., & Sepehya, S. (2022). Biochar as a means to improve soil fertility and crop productivity: a review. Journal of Plant Nutrition, 45(15), 2380-2388.

Khan, S., Irshad, S., Mehmood, K., Hasnain, Z., Nawaz, M., Rais, A., ... & Ibrar, D. (2024). Biochar production and characteristics, its impacts on soil health, crop production, and yield enhancement: A review. Plants, 13(2), 166.

Alkharabsheh, H. M., Seleiman, M. F., Battaglia, M. L., Shami, A., Jalal, R. S., Alhammad, B. A., ... & Al-Saif, A. M. (2021). Biochar and its broad impacts in soil quality and fertility, nutrient leaching and crop productivity: A review. Agronomy, 11(5), 993.

Singh, H., Northup, B. K., Rice, C. W., & Prasad, P. V. (2022). Biochar applications influence soil physical and chemical properties, microbial diversity, and crop productivity: a meta-analysis. Biochar, 4(1), 8.

Ding, Y., Liu, Y., Liu, S., Li, Z., Tan, X., Huang, X., ... & Zheng, B. (2016). Biochar to improve soil fertility. A review: Y. Ding et al. Agronomy for sustainable development, 36(2), 36.

INNOVATIVE AGRICULTURE
www.innovativeagriculture.in
ISSN : 3048 - 989X

Impact of Seed Priming Techniques on Crop Establishment and Productivity

Harsh Harilal Maru

Ph.D. Scholar, Department of Genetics and Plant Breeding, Junagadh Agricultural University, Junagadh, Gujarat, India

1. Introduction to Seed Priming Techniques

1.1 Definition and overview of seed priming

Seed priming is a pre-sowing treatment that involves controlled hydration of seeds to initiate the early stages of germination without allowing radicle protrusion. This process prepares the seed physiologically and biochemically for faster and more uniform germination upon sowing. Priming enhances the seed's metabolic readiness by activating enzymatic and cellular processes essential for germination and seedling development.

1.2 Historical development and adoption in agriculture

Seed priming has evolved from traditional soaking methods to advanced techniques incorporating osmotic and hormonal treatments. Historically, farmers used simple water soaking to improve germination, but scientific advances have refined these methods to optimize hydration levels and treatment durations. Over recent decades, seed priming has gained widespread adoption globally due to its proven benefits in increasing crop establishment, particularly in challenging environments.

1.3 Types of seed priming methods

Common seed priming methods include hydropriming (soaking seeds in water), osmopriming (using osmotic solutions like polyethylene glycol), hormonal priming (applying growth regulators), and solid matrix priming (mixing seeds with moist solid carriers). Each method differs in its mechanism of action and suitability for specific crops and environmental conditions, allowing targeted enhancement of seed performance.

Table 1. Types of Seed Priming Methods

Priming Method	Description	Key Mechanism	Benefits
Hydropriming	Soaking seeds in water	Activates early metabolic processes	Improves germination rate
Osmopriming	Using osmotic solutions (e.g., PEG)	Controlled water uptake	Enhances stress tolerance
Hormonal Priming	Application of growth regulators	Stimulates physiological responses	Better growth and vigor
Solid Matrix Priming	Mixing seeds with moist solid media	Slow and uniform hydration	Uniform germination and emergence

1.4 Importance of seed priming in modern crop production

Seed priming plays a crucial role in modern agriculture by improving germination speed, seedling vigor, and uniformity, which are essential for achieving optimal plant stands and maximizing yield potential. It reduces the risks associated with uneven emergence and poor seedling establishment, especially under abiotic stresses. Consequently, priming contributes to sustainable crop production by enhancing resource use efficiency and reducing the need for re-sowing.

2. Physiological Effects of Seed Priming on Seeds

2.1 Enhancement of seed germination rate and uniformity

Priming accelerates the germination process by activating metabolic pathways, leading to faster water uptake, enzyme synthesis, and mobilization of stored reserves. This results in a shortened lag phase and more synchronized germination across seed lots, which is critical for uniform crop stands and efficient field management.

2.2 Improvement in seedling vigor and metabolic activity

Seed priming enhances seedling vigor by stimulating cellular repair mechanisms and energy metabolism. Primed seeds exhibit increased ATP production, higher respiratory rates, and enhanced synthesis of proteins and nucleic acids, supporting robust seedling growth and development during early stages.

2.3 Reduction of seed dormancy and lag phase

Priming treatments can break or reduce physiological dormancy by promoting hormonal balance changes, such as decreasing abscisic acid levels and increasing gibberellins. This leads to a reduction in the lag phase between imbibition and radicle emergence, allowing seeds to germinate more readily under favorable conditions.

2.4 Influence on seed water uptake and enzyme activation

Controlled hydration during priming optimizes water uptake without causing premature germination, enabling activation of hydrolytic enzymes like amylases and proteases. These enzymes mobilize stored nutrients, preparing the seed for rapid growth once sown, thereby improving germination efficiency and seedling establishment.

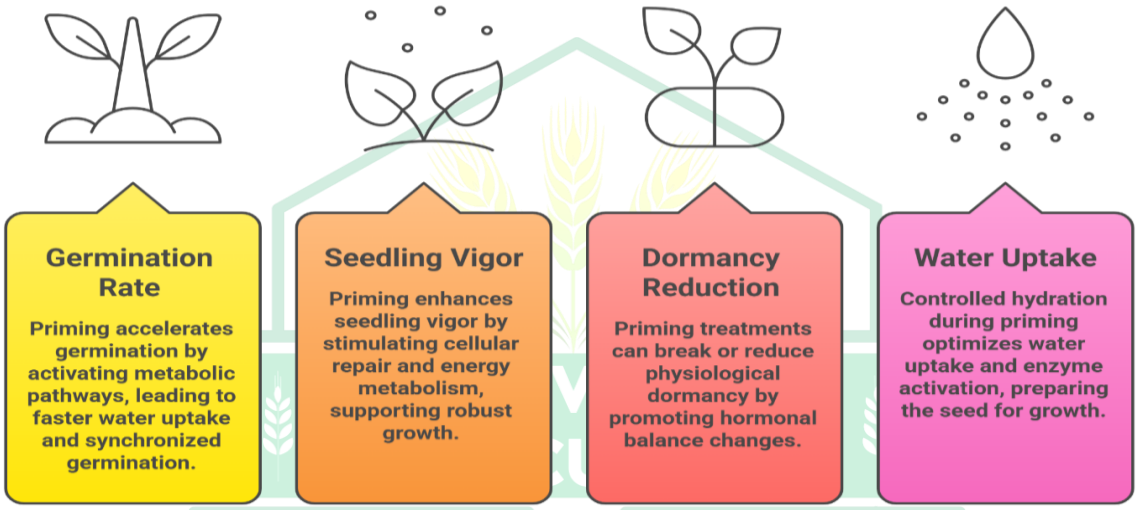

Figure 1: Physiological Effects of Seed Priming

3. Impact on Crop Establishment

3.1 Effects on seedling emergence under various environmental conditions

Seed priming improves emergence rates and uniformity under suboptimal conditions such as low temperature, drought, and salinity. By enhancing metabolic readiness, primed seeds can better withstand environmental stresses during germination, leading to improved stand establishment across diverse agroecological zones.

3.2 Improvement in root and shoot development

Primed seeds typically produce seedlings with more vigorous root and shoot systems. Enhanced root growth increases water and nutrient uptake capacity, while robust shoot development supports early photosynthetic activity, both contributing to stronger and more resilient plants.

3.3 Influence on early growth stages and stand establishment

Faster and more uniform germination from primed seeds ensures synchronized seedling emergence, which is essential for optimal plant spacing and competition management. This uniformity facilitates better canopy development and resource allocation during critical early growth stages, positively affecting overall crop performance.

3.4 Role in stress tolerance during crop establishment

Priming induces physiological and biochemical changes that enhance seedling tolerance to abiotic stresses such as drought, salinity, and temperature extremes during establishment. These changes include improved antioxidant enzyme activities, osmolyte accumulation, and membrane stability, which help seedlings survive and thrive under adverse conditions.

4. Influence on Crop Productivity

4.1 Enhancement of biomass accumulation and growth rate

By promoting early and uniform emergence, seed priming sets the foundation for vigorous vegetative growth, leading to increased biomass accumulation. Early establishment allows plants to maximize the use of available resources, resulting in faster growth rates and better crop development.

4.2 Effects on yield components such as grain number and size

Improved seedling vigor and stand uniformity from priming positively influence yield components, including the number of grains per plant and grain size. Healthy early growth stages reduce the incidence of stress-related yield losses, contributing to higher yield potential.

4.3 Contribution to overall yield improvement

Seed priming consistently contributes to increased crop yields by enhancing germination, establishment, and growth efficiency. The cumulative effect of improved physiological and morphological traits translates into higher productivity across various crop species and environments.

4.4 Relationship between seed priming and nutrient uptake efficiency

Primed seedlings exhibit enhanced root development and metabolic activity, which improve nutrient absorption and assimilation. This increased nutrient use efficiency supports better growth and yield outcomes, reducing the need for excessive fertilizer inputs and promoting sustainable crop production.

5. Seed Priming and Stress Management

5.1 Role in mitigating abiotic stresses (drought, salinity, temperature extremes)

Seed priming enhances the ability of seeds and seedlings to withstand abiotic stresses by inducing physiological and biochemical adaptations. Primed seeds often show improved osmotic adjustment, better membrane integrity, and enhanced antioxidant enzyme activities, which collectively reduce oxidative damage caused by drought, salinity, and temperature fluctuations. These adaptations enable seedlings to maintain metabolic functions and growth under stressful environmental conditions.

5.2 Enhancement of seedling resistance to biotic stresses

Priming can also improve seedling defense mechanisms against biotic stresses such as pathogens and pests. The treatment activates systemic acquired resistance pathways and primes the plant immune system, enabling faster and stronger responses upon pathogen attack. This leads to reduced disease incidence and improved seedling survival during early growth stages.

5.3 Mechanisms of stress alleviation through priming

The alleviation of stress via seed priming involves multiple mechanisms, including modulation of stress-related hormones (e.g., abscisic acid, salicylic acid), accumulation of osmoprotectants (proline, glycine betaine), and activation of antioxidant enzymes (superoxide dismutase, catalase). These biochemical changes enhance cellular protection, stabilize proteins and membranes, and improve water retention, collectively increasing seedling tolerance to adverse conditions.

5.4 Long-term benefits for crop resilience

Beyond immediate stress tolerance during germination and establishment, seed priming contributes to long-term crop resilience by promoting robust root systems and efficient resource use. This foundation helps plants better cope with recurring stresses throughout their lifecycle, ultimately supporting stable yields and sustainable production in variable climates.

6. Agronomic and Economic Benefits

6.1 Reduction in seed rate and input costs

Seed priming improves germination percentage and seedling vigor, allowing farmers to use fewer seeds without compromising plant population density. This reduction in seed rate lowers input costs and seed wastage, making crop production more economical and resource-efficient.

6.2 Improvement in crop uniformity and harvest efficiency

By ensuring synchronized and uniform seedling emergence, priming facilitates uniform crop growth and development. This uniformity simplifies crop management practices such as irrigation, fertilization, and pest control, and leads to more efficient and timely harvesting operations, reducing labor and operational costs.

6.3 Economic returns from enhanced crop performance

Enhanced germination, stand establishment, and yield potential translate into higher economic returns for farmers. Improved crop productivity reduces the risk of crop failure and increases profitability, particularly in regions prone to environmental stresses or where input resources are limited.

6.4 Adoption challenges and cost-benefit considerations

Despite its benefits, seed priming adoption faces challenges such as the need for specialized equipment, knowledge of optimal priming protocols for different crops, and potential risks of seed spoilage if not managed properly. Economic assessments must weigh the initial investment and operational costs against expected yield gains and input savings to determine the feasibility for different farming contexts.

Table 2. Role of Seed Priming in Stress Management

Aspect	Key Function	Mechanism	Outcome / Benefit
Abiotic Stress Mitigation	Tolerance to drought, salinity, heat	Osmotic adjustment, antioxidants	Improved germination under stress
Biotic Stress Resistance	Protection from pests and diseases	Activation of plant defense system	Reduced disease incidence
Stress Alleviation Mechanisms	Cellular and biochemical protection	Hormones, osmoprotectants, enzymes	Enhanced stress tolerance
Long-term Crop Resilience	Sustained growth and productivity	Better root system, resource use	Stable yield and resilience
Improved Seed Germination	Faster and uniform emergence	Activation of metabolic processes	Higher seedling vigor
Enhanced Nutrient Uptake	Efficient absorption of nutrients	Improved root development	Better plant growth
Yield Stability	Reduced yield variability	Early establishment advantage	Consistent productivity
Climate Adaptation	Better coping with variable climates	Physiological pre-conditioning	Increased adaptability

7. Future Perspectives and Research Directions

7.1 Innovations in priming technologies and materials

Future advancements are expected in developing novel priming agents, such as bio-stimulants, nanomaterials, and microbial inoculants, which may further enhance seed performance and stress tolerance. Automation and precision in priming processes will improve consistency and scalability for commercial application.

7.2 Integration with precision agriculture and seed treatments

Combining seed priming with precision agriculture technologies and other seed treatments (e.g., coating with nutrients or protectants) offers potential for tailored seed enhancement strategies. This integration can optimize seed performance in specific environments and management systems, maximizing benefits while minimizing inputs.

7.3 Potential for priming in climate-smart agriculture

Seed priming aligns with climate-smart agriculture goals by improving crop resilience to climate variability and reducing input use. Its role in mitigating the impacts of abiotic stresses positions priming as a valuable tool for adapting cropping systems to changing climatic conditions and ensuring food security.

7.4 Areas requiring further research and development

Key research gaps include understanding the molecular and genetic bases of priming-induced stress tolerance, optimizing protocols for diverse crop species and environments, and evaluating long-term field performance. Investigations into cost-effective, farmer-friendly priming technologies and their socio-economic impacts are also essential for broader adoption.

Conclusion

Seed priming serves as a pivotal strategy in enhancing crop establishment and productivity by preparing seeds physiologically and biochemically for optimal germination and growth. Its role in mitigating abiotic stresses such as drought, salinity, and temperature extremes makes it an essential tool for adapting cropping systems to the challenges posed by climate variability. The physiological adaptations induced by priming, including improved osmotic adjustment, antioxidant activity, and hormonal modulation, contribute to enhanced seedling vigor, stress tolerance, and ultimately, crop resilience. Furthermore, seed priming offers significant agronomic and economic benefits by reducing seed rates, improving crop uniformity, and increasing harvest efficiency, thereby boosting farmers' profitability. Despite these advantages, challenges related to protocol optimization, equipment requirements, and adoption barriers remain. Future research focusing on molecular mechanisms, cost-effective technologies, and socio-economic impacts is crucial to broaden the application of seed priming across diverse crops and environments. Innovations integrating priming with precision agriculture and novel materials hold promise for advancing this technology in climate-smart agriculture frameworks. Overall, seed priming represents a sustainable and practical approach to improving crop performance, ensuring food security, and supporting resilient agricultural systems in the face of evolving environmental stresses.

References

Nawaz, J., Hussain, M., Jabbar, A., Nadeem, G. A., Sajid, M., Subtain, M. U., & Shabbir, I. (2013). Seed priming a technique. International Journal of Agriculture and Crop Sciences, 6(20), 1373.

Singh, H., Jassal, R. K., Kang, J. S., Sandhu, S. S., Kang, H., & Grewal, K. (2015). Seed priming techniques in field crops-A review. Agricultural Reviews, 36(4).

Maiti, R. (2011). Seed priming: an efficient farmers' technology to improve seedling vigour, seedling establishment and crop productivity. International Journal of Bio-resource and Stress Management, 2(3), i-iv.

Farooq, M., Usman, M., Nadeem, F., Rehman, H. U., Wahid, A., Basra, S. M., & Siddique, K. H. (2019). Seed priming in field crops: potential benefits, adoption and challenges. Crop & Pasture Science, 70(9), 731-771.

Pawar, V. A., & Laware, S. L. (2018). Seed priming a critical review. Int. J. Sci. Res. Biol. Sci, 5(5), 94-101.

Rhaman, M. S., Rauf, F., Tania, S. S., & Khatun, M. (2020). Seed priming methods: Application in field crops and future perspectives. Asian Journal of Research in Crop Science, 5(2), 8-19.

INNOVATIVE AGRICULTURE
www.innovativeagriculture.in
ISSN : 3048 - 989X

Integrated Crop Management (ICM) Approaches for Sustainable Yield Enhancement

Shivani[1], **Aditi Chauhan**[1], **Ravikant Tyagi**[2], **Archo Nissa Bagum**[2] and **Priya Kumari**[2]

[1]Ph.D. Scholar, Department of Agronomy, Maya Devi University, Selaqui, Dehradun – 248001, Uttarakhand, India

[2]Student, Department of Agronomy, Hemvati Nandan Bahuguna Garhwal University, Uttarakhand, India

Corresponding Author: Shivani

Introduction

Integrated Crop Management (ICM) is a comprehensive approach aimed at enhancing agricultural productivity sustainably by integrating diverse management practices. It focuses on optimizing the use of essential resources such as soil, water, nutrients, and crop genetics to maximize yield while minimizing environmental impacts. ICM promotes the adoption of site-specific strategies that balance ecological health with economic viability, ensuring that farming systems are productive, resource-efficient, and resilient. Central to ICM is the reduction of chemical inputs through balanced fertilization, efficient water management, and integrated pest control, which collectively contribute to preserving biodiversity and reducing pollution. Additionally, ICM leverages technological advancements and decision support tools to enable precise interventions and improve crop management outcomes. By fostering sustainable practices, ICM supports climate change mitigation through reduced greenhouse gas emissions and enhanced soil carbon sequestration, while also aiding adaptation by increasing system resilience. Economically, ICM enhances profitability by lowering production costs and stabilizing yields, thereby improving farmer livelihoods. Overall, ICM represents a sustainable pathway that aligns agricultural productivity with environmental stewardship and economic sustainability, contributing to long-term food security and ecosystem health.

1. Principles of Integrated Crop Management (ICM)

1.1 Definition and objectives of ICM

Integrated Crop Management (ICM) is a holistic approach to crop production that combines various agronomic practices to maximize yield sustainably. Its primary objective is to optimize the use of resources such as soil, water, nutrients, and crop genetics, while minimizing environmental impact and ensuring economic viability for farmers. ICM emphasizes the integration of multiple management strategies rather than relying on a single practice, aiming to enhance productivity, resource efficiency, and ecosystem health.

1.2 Importance of sustainability in crop production

Sustainability in crop production ensures long-term agricultural productivity without depleting natural resources or causing environmental degradation. ICM promotes sustainability by encouraging practices that maintain soil fertility, conserve water, reduce chemical inputs, and protect biodiversity. Sustainable crop production under ICM supports food security, farmer livelihoods, and environmental stewardship, aligning agricultural goals with ecological balance.

1.3 Role of ICM in resource optimization

ICM plays a critical role in optimizing resource use by tailoring inputs such as fertilizers, water, and pesticides to actual crop needs based on site-specific conditions. This precision reduces waste, lowers production costs, and mitigates negative environmental effects. Resource optimization under ICM improves input efficiency, enhances crop health, and supports resilience against biotic and abiotic stresses.

1.4 Integration of ecological and economic factors

ICM balances ecological considerations, such as maintaining soil biodiversity and reducing pollution, with economic goals like maximizing profitability and reducing input costs. This integration ensures that crop

management decisions support both environmental sustainability and farmer income, fostering practices that are adoptable, scalable, and beneficial in diverse agroecosystems.

2. Soil and Nutrient Management

2.1 Soil health assessment and improvement techniques

Soil health assessment in ICM involves evaluating physical, chemical, and biological soil properties to identify limitations and guide management. Techniques include soil testing for nutrient content and pH, assessing soil organic matter, and monitoring microbial activity. Improvement practices involve crop residue management, cover cropping, and reduced tillage to enhance soil structure, fertility, and biological activity.

2.2 Balanced fertilizer application strategies

Balanced fertilization ensures that crops receive nutrients in appropriate proportions according to soil tests and crop requirements. ICM promotes site-specific nutrient management, combining organic and inorganic fertilizers to meet crop demand while minimizing nutrient losses. Techniques such as split applications, timing fertilizer use with crop growth stages, and using slow-release formulations improve nutrient use efficiency.

2.3 Use of organic amendments and biofertilizers

Incorporating organic amendments like compost, manure, and green manures enriches soil organic matter, improves nutrient availability, and supports beneficial soil microorganisms. Biofertilizers containing nitrogen-fixing bacteria, phosphorus solubilizers, or mycorrhizal fungi enhance nutrient uptake and reduce dependency on chemical fertilizers. These biological inputs contribute to sustainable nutrient cycling and soil fertility maintenance.

2.4 Soil erosion control and conservation practices

Preventing soil erosion is vital for maintaining productive land under ICM. Conservation practices include contour farming, strip cropping, terracing, and maintaining vegetative cover to reduce runoff and soil loss. Mulching and minimum tillage help protect soil surface and improve water infiltration, preserving topsoil and sustaining long-term soil productivity.

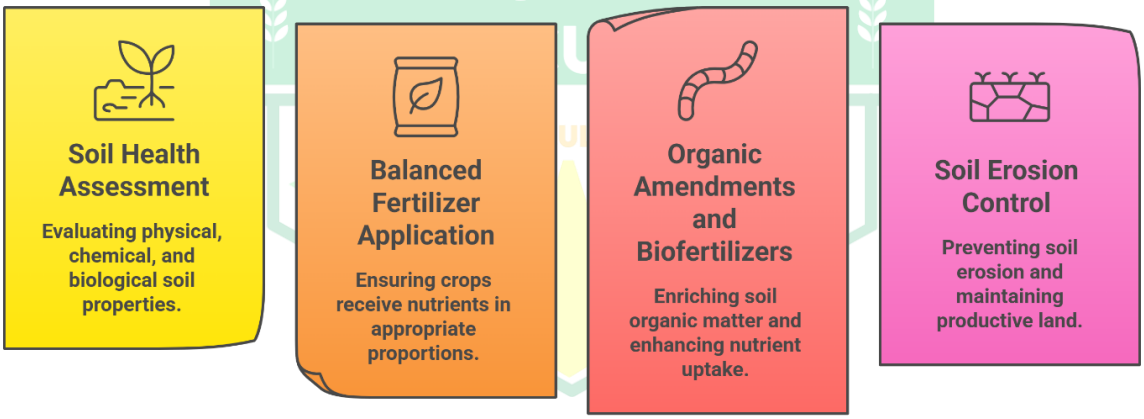

Figure 1: Soil and Nutrient Management

3. Water Management in ICM

3.1 Efficient irrigation methods and scheduling

ICM advocates for the adoption of efficient irrigation techniques such as drip, sprinkler, and micro-irrigation systems that deliver water directly to the root zone, reducing wastage. Scheduling irrigation based on crop water requirements, soil moisture monitoring, and weather conditions optimizes water use, prevents over-irrigation, and conserves water resources.

3.2 Rainwater harvesting and moisture conservation

Harvesting rainwater through structures like ponds, tanks, and bunds supplements irrigation supplies and enhances water availability during dry periods. Moisture conservation practices, including mulching, residue retention, and conservation tillage, reduce evaporation losses and improve soil water retention, supporting crop growth under water-limited conditions.

3.3 Drainage management to prevent waterlogging

Proper drainage systems are essential to avoid waterlogging, which can damage roots and reduce oxygen availability. ICM incorporates surface and subsurface drainage techniques to maintain optimal soil moisture levels, improving root health and nutrient uptake, thereby enhancing crop performance.

3.4 Impact of water management on crop yield and quality

Effective water management under ICM directly influences crop yield, quality, and resilience to stress. Adequate and timely water supply ensures optimal physiological processes, while avoiding both water deficit and excess conditions that can impair growth, reduce nutrient uptake, and increase susceptibility to diseases.

Table 1. Water Management Practices in Integrated Crop Management (ICM)

Practice Area	Key Techniques / Approaches	Mechanism / Principle	Benefits / Outcomes
Efficient Irrigation Methods	Drip, sprinkler, micro-irrigation, scheduling	Targeted water delivery based on crop needs	Water conservation, improved water use efficiency
Rainwater Harvesting & Conservation	Ponds, tanks, bunds, mulching, residue retention	Enhances water storage and reduces evaporation	Increased water availability, drought resilience
Drainage Management	Surface and subsurface drainage systems	Removes excess water, maintains aeration	Prevents waterlogging, improves root health
Impact on Yield & Quality	Timely and balanced water supply	Supports physiological and nutrient processes	Higher yield, improved crop quality and resilience

4. Pest, Disease, and Weed Management

4.1 Integrated Pest Management (IPM) principles within ICM

IPM within ICM emphasizes the use of multiple control tactics cultural, biological, mechanical, and chemical in a coordinated manner to manage pest populations below economic thresholds. It prioritizes prevention, monitoring, and minimal pesticide use to reduce environmental impact and delay resistance development.

4.2 Biological control and use of natural predators

Biological control involves promoting or introducing natural enemies such as predators, parasitoids, and pathogens to suppress pest populations. Conservation of beneficial organisms through habitat management and reduced chemical use enhances natural pest regulation, contributing to sustainable pest management.

4.3 Chemical control: judicious pesticide use and resistance management

Chemical control in ICM is applied selectively and judiciously, based on pest monitoring and economic thresholds. Rotation of pesticides with different modes of action and adherence to recommended doses prevent resistance buildup. Safe application practices minimize risks to non-target organisms and the environment.

4.4 Cultural and mechanical weed control methods

Cultural practices such as crop rotation, intercropping, timely planting, and use of competitive crop varieties suppress weed growth. Mechanical methods including hand weeding, hoeing, and mulching physically remove or inhibit weeds. These strategies reduce reliance on herbicides and support integrated weed management within ICM.

5. Crop Selection and Rotation Strategies

5.1 Criteria for selecting suitable crop varieties

Selecting appropriate crop varieties under ICM involves evaluating factors such as adaptability to local climatic and soil conditions, resistance or tolerance to pests and diseases, yield potential, and market demand. Varieties with efficient nutrient and water use, early maturity, and improved quality traits are preferred to enhance productivity and sustainability.

5.2 Benefits of crop rotation for soil fertility and pest control

Crop rotation improves soil fertility by diversifying nutrient demands and replenishing soil organic matter through alternating deep- and shallow-rooted crops. It disrupts pest and disease life cycles, reducing their buildup and

minimizing reliance on chemical controls. Rotation also enhances soil structure and microbial diversity, contributing to long-term soil health and sustainable yields.

5.3 Intercropping and mixed cropping systems

Intercropping and mixed cropping involve growing two or more crops simultaneously in the same field, optimizing space and resource use. These systems improve overall productivity, reduce pest and disease incidence through biodiversity, and enhance soil fertility by combining complementary crops such as legumes and cereals. They also provide risk diversification and income stability for farmers.

5.4 Role of cover crops in sustainable yield enhancement

Cover crops protect the soil surface, prevent erosion, and improve soil organic matter and nutrient cycling. They suppress weeds, enhance soil moisture retention, and support beneficial soil organisms. Incorporating cover crops in cropping systems contributes to sustainable yield enhancement by improving soil health and reducing the need for external inputs.

6. Use of Technology and Decision Support Tools

6.1 Precision agriculture techniques in ICM

Precision agriculture employs technologies such as GPS-guided equipment, variable rate application, and soil sensors to optimize input use and crop management. These techniques enable site-specific interventions, reducing input waste, enhancing resource efficiency, and improving crop performance while minimizing environmental impact.

6.2 Remote sensing and GIS applications

Remote sensing and Geographic Information Systems (GIS) provide spatial and temporal data on crop health, soil conditions, and pest outbreaks. These tools support monitoring and early warning systems, enabling timely and informed decisions in crop management to improve yield and reduce losses.

6.3 Decision support systems for timely interventions

Decision support systems integrate data from various sources to provide actionable recommendations on irrigation, fertilization, pest control, and harvesting schedules. These systems facilitate evidence-based management, improving efficiency and reducing risks associated with crop production.

6.4 Role of data analytics in optimizing crop management

Data analytics processes large datasets from field sensors, weather stations, and management records to identify patterns and predict outcomes. This information supports optimizing crop inputs, forecasting yield, and managing risks, thereby enhancing the overall effectiveness of ICM practices.

7. Environmental and Economic Benefits of ICM

7.1 Reduction of chemical inputs and environmental pollution

ICM reduces reliance on chemical fertilizers, pesticides, and herbicides through integrated nutrient and pest management practices. This reduction lowers the risk of soil and water contamination, decreases greenhouse gas emissions, and mitigates negative impacts on non-target organisms and human health.

7.2 Enhancement of biodiversity and ecosystem services

By promoting diverse cropping systems, biological pest control, and soil conservation, ICM enhances biodiversity at multiple levels. Increased biodiversity supports ecosystem services such as pollination, natural pest regulation, nutrient cycling, and soil formation, which are essential for sustainable agriculture.

7.3 Economic viability and profitability for farmers

ICM improves input use efficiency and crop productivity, reducing production costs and increasing profitability. Sustainable practices under ICM also reduce risks associated with pest outbreaks and environmental stresses, contributing to stable and enhanced farmer incomes over time.

7.4 Contribution to climate change mitigation and adaptation

ICM supports climate change mitigation by reducing greenhouse gas emissions through optimized input use and promoting carbon sequestration in soils. Adaptation is facilitated by enhancing system resilience via diversified cropping, improved soil health, and efficient water management, enabling farmers to better cope with climatic variability.

Table 2. Environmental and Economic Benefits of Integrated Crop Management (ICM)

Benefit Area	Key Practices / Drivers	Mechanism / Principle	Outcomes / Impacts
Reduced Chemical Inputs	Integrated nutrient & pest management	Minimizes synthetic fertilizer and pesticide use	Lower pollution, improved soil and water quality
Biodiversity Enhancement	Crop diversification, biological control	Promotes ecological balance and species diversity	Improved ecosystem services (pollination, pest control)
Economic Viability	Efficient input use, sustainable practices	Reduces production costs and risk	Higher profitability and stable farmer income
Climate Change Mitigation & Adaptation	Soil conservation, carbon sequestration, water efficiency	Reduces emissions and enhances resilience	Climate-resilient farming systems

Conclusion

Integrated Crop Management (ICM) offers a comprehensive framework for sustainable agriculture by integrating ecological, economic, and technological practices to enhance crop productivity while minimizing environmental impact. By optimizing resource use such as soil nutrients, water, and pest control inputs ICM promotes efficient and site-specific management strategies that improve crop health and resilience. The adoption of balanced fertilization, soil conservation, efficient irrigation, and integrated pest management reduces dependency on chemical inputs, thereby mitigating pollution and preserving biodiversity. Additionally, ICM supports climate change mitigation through reduced greenhouse gas emissions and enhanced soil carbon sequestration, while fostering adaptation by improving system resilience via diversified cropping and improved soil and water management. Economically, ICM enhances profitability by lowering production costs and stabilizing yields, which benefits farmers' livelihoods. Overall, ICM represents a sustainable path forward for agriculture, balancing productivity with environmental stewardship and economic viability, ensuring long-term food security and ecosystem health.

References

Biswakarma, N., Makdoh, B., Gulleibi, N. C., Layek, J., Saikia, R., Nayak, S., ... & Singh, A. K. (2025). Integrated crop management practices for improving productivity and environmental sustainability. In Agricultural Diversification for Sustainable Food Production (pp. 413-443). Singapore: Springer Nature Singapore.

Yamini, V., Singh, K., Antar, M., & El Sabagh, A. (2025). Sustainable cereal production through integrated crop management: a global review of current practices and future prospects. Frontiers in Sustainable Food Systems, 9, 1428687.

Hussain, M., Ul-Allah, S., & Farooq, S. (2023). Integrated crop management in sustainable agriculture. Agriculture, 13(5), 954.

Shah, F., & Wu, W. (2019). Soil and crop management strategies to ensure higher crop productivity within sustainable environments. Sustainability, 11(5), 1485.

Wani, S. P., Anantha, K. H., & Garg, K. K. (2017). Soil properties, crop yield, and economics under integrated crop management practices in Karnataka, southern India. World Development, 93, 43-61.

Wu, W., & Ma, B. (2015). Integrated nutrient management (INM) for sustaining crop productivity and reducing environmental impact: A review. Science of the Total Environment, 512, 415-427.

INNOVATIVE AGRICULTURE
www.innovativeagriculture.in
ISSN : 3048 - 989X

Integrated Farming Systems for Improving Livelihoods of Small and Marginal Farmers

Tejashwini Pujari[1], Priya Garhewal[1] and Shakuntala Kaiwart[1]

[1]Ph.D. Scholar, Department of Agronomy, Indira Gandhi Krishi Vishwavidyalaya Raipur, Chhattisgarh (492012)

Abstract

Integrated Farming Systems (IFS) integrate diverse agricultural activities such as crop cultivation, livestock rearing, agroforestry, and aquaculture within a single farm unit to improve resource use efficiency and enhance livelihoods of small and marginal farmers. IFS promotes diversification, which stabilizes income by reducing risks associated with climate variability, market fluctuations, and pest outbreaks. Economically, it lowers production costs through recycling of farm wastes and opens multiple market opportunities, increasing profitability. Environmentally, IFS enhances soil fertility, conserves water, promotes biodiversity, and reduces dependency on chemical inputs, supporting sustainable farming practices. Socially, it generates employment, empowers women and marginalized groups, and strengthens community networks through cooperative efforts and knowledge sharing. Despite these benefits, adoption faces challenges including limited access to resources and credit, skill gaps, market constraints, and policy barriers. Effective promotion of IFS requires capacity building, improved extension services, facilitated access to inputs and finance, and encouragement of farmer cooperatives. Overall, IFS offers a sustainable and holistic approach to improving productivity, income stability, and ecological balance, contributing significantly to rural development and food security for small and marginal farmers.

1. Introduction to Integrated Farming Systems (IFS)

1.1 Definition and Concept of IFS

Integrated Farming Systems (IFS) refer to the strategic combination of various agricultural enterprises such as crops, livestock, aquaculture, and agroforestry on a single farm unit. This approach aims to optimize resource use efficiency, enhance productivity, and sustain farm income by creating synergistic relationships between components. IFS emphasizes recycling of nutrients and energy within the system, reducing external input dependency, and promoting ecological balance.

1.2 Importance of IFS for Small and Marginal Farmers

For small and marginal farmers, who often face land scarcity, limited capital, and vulnerability to climatic and market risks, IFS offers a viable pathway to sustainable livelihoods. By integrating multiple enterprises, these farmers can diversify income sources, reduce risk exposure, and improve resource utilization. IFS helps in maximizing output from limited resources, thus enhancing resilience and economic stability for resource-poor farmers.

1.3 Objectives of Implementing IFS

The primary objectives of implementing IFS include:

a) Maximizing productivity and profitability per unit area through diversification
b) Enhancing resource use efficiency by utilizing farm by-products and waste
c) Reducing environmental degradation through sustainable practices
d) Improving livelihood security by generating multiple income streams
e) Promoting ecological sustainability and resilience against climate variability

1.4 Overview of Benefits to Livelihoods

IFS contributes to improved livelihoods by increasing farm income, ensuring food and nutritional security, and providing employment opportunities. It supports year-round production cycles, reduces dependence on external inputs, and fosters self-reliance. The system also strengthens social capital through community-based resource sharing and knowledge exchange, ultimately uplifting the socioeconomic status of small and marginal farmers.

2. Components of Integrated Farming Systems

2.1 Crop Diversification and Rotation

Crop diversification involves cultivating different crop species and varieties to spread risk and improve soil health. Rotation of crops helps break pest and disease cycles, improves nutrient cycling, and enhances soil structure. Diverse cropping patterns also provide varied food and fodder resources, contributing to dietary diversity and livestock feed availability.

2.2 Livestock Integration

Integrating livestock such as cattle, goats, poultry, or buffaloes with crop production adds value by converting crop residues into animal protein and manure. Livestock provide draft power, manure for soil fertility, and additional income through products like milk, eggs, and meat. This integration creates a closed nutrient loop, improving sustainability and reducing external fertilizer needs.

2.3 Agroforestry Practices

Agroforestry combines trees and shrubs with crops and/or livestock on the same land. Trees contribute to microclimate regulation, soil conservation, and provide timber, fuelwood, fruits, and fodder. This component enhances biodiversity, reduces erosion, and offers long-term economic benefits through diversified products and ecosystem services.

2.4 Fishery and Aquaculture Inclusion

Incorporating fishery and aquaculture into IFS utilizes water bodies efficiently and provides an additional source of protein and income. Fish farming can be integrated with crop irrigation or livestock wastewater management systems, enhancing nutrient recycling. This component supports food security and diversifies farm income, especially in areas with suitable water resources.

Table 1. Core Components of Integrated Farming Systems

Component	Key Features / Activities	Mechanism / Principle	Benefits / Outcomes
Crop Diversification & Rotation	Multiple crops, rotational sequences	Nutrient cycling, pest/disease break	Improved soil health and yield stability
Livestock Integration	Cattle, goats, poultry, buffalo	Conversion of residues into manure/protein	Enhanced income and nutrient recycling
Agroforestry Practices	Trees + crops/livestock	Microclimate regulation and soil conservation	Biodiversity and long-term sustainability
Fishery & Aquaculture	Fish farming with crops/livestock	Efficient water and nutrient utilization	Additional income and food security
Resource Recycling	Use of farm wastes within system	Closed nutrient loop	Reduced external input dependency

3. Economic Benefits of IFS

3.1 Enhanced Income Stability

IFS stabilizes income by diversifying farm activities, reducing reliance on a single crop or enterprise. This diversification buffers farmers against price fluctuations, crop failures, or livestock diseases, leading to more consistent cash flow and financial security throughout the year.

3.2 Cost Reduction through Resource Optimization

By recycling farm wastes and by-products (e.g., manure, crop residues), IFS lowers the need for costly external inputs like chemical fertilizers and feed. Efficient use of resources reduces operational costs, improves input-output ratios, and enhances overall farm profitability.

3.3 Market Opportunities and Value Addition

IFS enables farmers to produce a variety of products such as crops, livestock, timber, and fish, creating multiple marketable outputs. Value addition through processing or direct marketing of farm products can increase earnings. Diversified production also opens access to niche markets and reduces market dependency.

3.4 Risk Mitigation through Diversification

Diversification inherent in IFS mitigates risks related to climate variability, pest outbreaks, and market uncertainties. Multiple income streams and ecological resilience reduce the vulnerability of small and marginal farmers, ensuring more sustainable livelihoods.

4. Environmental Sustainability through IFS

4.1 Soil Fertility and Health Improvement

IFS enhances soil fertility by integrating organic matter inputs from livestock manure, crop residues, and agroforestry biomass. Crop rotation and diversified plant species improve soil microbial activity and nutrient cycling, leading to better soil structure and long-term productivity.

4.2 Water Conservation and Management

The system promotes efficient water use through practices like rainwater harvesting, recycling of wastewater from livestock and aquaculture, and mulching. These measures conserve water, improve moisture retention, and reduce dependency on irrigation, which is critical for smallholder farms.

4.3 Biodiversity Enhancement

IFS supports biodiversity by creating habitats for various plant and animal species within the farm landscape. Diverse cropping patterns, inclusion of trees, and integration of livestock and fishery increase ecological complexity, which benefits pest control, pollination, and ecosystem stability.

4.4 Reduction of Chemical Inputs

By relying on natural nutrient recycling and pest management through diversification, IFS reduces the need for synthetic fertilizers and pesticides. This decreases environmental pollution, lowers input costs, and promotes healthier ecosystems and farm produce.

Table 2. Environmental Benefits of Integrated Farming Systems

Sustainability Aspect	Key Practices / Components	Mechanism / Principle	Benefits / Outcomes
Soil Fertility & Health	Manure use, crop residues, agroforestry	Organic matter addition and nutrient cycling	Improved soil structure and productivity
Water Conservation	Rainwater harvesting, recycling, mulching	Efficient water use and retention	Reduced irrigation dependency
Biodiversity Enhancement	Crop diversity, trees, livestock integration	Habitat diversification	Improved ecosystem services
Reduced Chemical Inputs	Organic recycling, natural pest control	Lower reliance on synthetic inputs	Reduced pollution and healthier environment
Soil Carbon Sequestration	Organic matter buildup	Increased carbon storage	Climate change mitigation

5. Social Impact of IFS on Small and Marginal Farmers

5.1 Employment Generation and Labor Utilization

Integrated Farming Systems create diverse employment opportunities by involving various farm activities such as crop cultivation, livestock rearing, agroforestry, and aquaculture. This diversification increases labor demand throughout the year, reducing seasonal unemployment and underemployment. It also enables better utilization of family labor and local workforce, contributing to rural livelihoods and poverty alleviation.

5.2 Empowerment of Women and Marginalized Groups

IFS promotes inclusive participation by providing women and marginalized groups with access to productive resources and decision-making roles. The diverse nature of activities allows engagement in manageable and culturally appropriate tasks, enhancing their income generation and social status. Empowerment through skill development and resource access strengthens community equity and resilience.

5.3 Community Development and Knowledge Sharing

The adoption of IFS encourages collaboration among farmers, extension workers, and local institutions, fostering knowledge exchange and collective problem-solving. Community-based resource management and cooperative

efforts improve access to inputs, credit, and markets. This social capital development enhances the sustainability and scalability of farming innovations.

5.4 Improvement in Food Security and Nutrition

IFS contributes to household food security by ensuring a steady supply of diverse food products, including cereals, vegetables, animal protein, and fruits. Nutritional outcomes improve due to the availability of balanced diets from integrated production. This system reduces vulnerability to food shortages and malnutrition among small and marginal farming families.

6. Challenges in Adoption and Implementation of IFS

6.1 Limited Access to Resources and Credit

Small and marginal farmers often face difficulties in obtaining adequate land, quality inputs, and financial services necessary for establishing and maintaining integrated systems. Credit constraints limit investment capacity, hindering the adoption of diversified enterprises and modern technologies.

6.2 Knowledge and Skill Gaps

Successful implementation of IFS requires technical knowledge and skills in managing multiple enterprises and their interactions. Lack of training, extension support, and awareness restrict farmers' ability to optimize system benefits and address complex management challenges.

6.3 Market and Infrastructure Constraints

Inadequate market access, poor transportation, storage facilities, and weak value chains limit farmers' ability to sell diversified products profitably. Infrastructure deficits reduce the economic viability of IFS and discourage farmers from expanding or intensifying integrated activities.

6.4 Policy and Institutional Barriers

Existing agricultural policies and institutional frameworks may not adequately support integrated approaches, favoring monoculture or single-enterprise systems. Fragmented extension services, lack of incentives, and regulatory hurdles impede the promotion and scaling of IFS among smallholder farmers.

7. Strategies for Promoting IFS among Small and Marginal Farmers

7.1 Capacity Building and Training Programs

Developing targeted training modules and demonstration farms can enhance farmers' technical skills and knowledge about integrated practices. Continuous capacity building empowers farmers to manage complex systems effectively and adopt innovations suited to their local contexts.

7.2 Strengthening Extension Services

Improving the reach, quality, and coordination of extension services is essential for disseminating IFS technologies and facilitating farmer-to-farmer learning. Integrating multidisciplinary expertise and participatory approaches can address diverse farmer needs and challenges.

7.3 Facilitating Access to Inputs and Credit

Establishing credit schemes, input supply networks, and subsidy programs tailored for integrated farming can alleviate financial and resource barriers. Partnerships with financial institutions and input providers help small and marginal farmers invest in diversified enterprises.

7.4 Encouraging Farmer Cooperatives and Networks

Promoting farmer groups, cooperatives, and networks enhances collective bargaining power, resource sharing, and market access. These social structures support knowledge exchange, risk sharing, and joint investment, fostering wider adoption and sustainability of IFS.

Conclusion

Integrated Farming Systems (IFS) offer a comprehensive approach to improving the livelihoods of small and marginal farmers by integrating diverse agricultural enterprises such as crops, livestock, agroforestry, and aquaculture. This integration enhances resource use efficiency, stabilizes income, and promotes environmental sustainability. By fostering diversification, IFS reduces risks associated with climate variability, market fluctuations, and pest outbreaks, thereby ensuring more resilient and secure livelihoods. Economically, IFS lowers production costs through resource optimization and opens multiple market opportunities, increasing profitability for resource-poor farmers. Socially, it generates year-round employment, empowers marginalized groups, and

strengthens community networks through knowledge sharing and cooperative efforts. Environmentally, IFS improves soil health, conserves water, enhances biodiversity, and reduces reliance on chemical inputs, contributing to sustainable farming practices. However, challenges such as limited access to resources, knowledge gaps, market constraints, and inadequate policy support hinder widespread adoption. Addressing these barriers through capacity building, strengthened extension services, improved access to credit and inputs, and promotion of farmer cooperatives is essential for scaling IFS effectively. Overall, IFS represents a viable and sustainable pathway to uplift small and marginal farmers by improving productivity, income stability, and ecological balance, ultimately contributing to rural development and food security.

References

Behera, U.K. and France, J., 2016. Integrated farming systems and the livelihood security of small and marginal farmers in India and other developing countries. Advances in agronomy, 138, pp.235-282.

Bhargavi, B., & Behera, U. (2020). Securing the livelihood of small and marginal farmers by diversifying farming systems. Current Science, 119(5), 854-860.

Kumara, O., Sannathimmappa, H. G., Basavarajappa, D. N., Danaraddi, V. S., Pasha, A., & Rajani, S. R. (2017). Integrated Farming System-An Approach Towards Livelihood Security resource Conservation and Sustainable Production for Small and Marginal Farmers. International Journal of Plant and Soil Science, 15(3), 1-9.

Walia, S. S., Dhawan, V., Dhawan, A. K., & Ravisankar, N. (2019). Integrated farming system: enhancing income source for marginal and small farmers. In Natural resource management: Ecological perspectives (pp. 63-94). Cham: Springer International Publishing.

Dadabhau, A. S., & Kisan, W. S. (2013). Sustainable rural livelihood security through integrated farming systems-a review.

Bano, N. and Dahiya, R., 2021. A Review: Integrated Farming Systems for Sustainable Livelihood Security of Small and Marginal Farmers. Journal of Community Mobilization and Sustainable Development, 16(3), pp.755-759.

INNOVATIVE AGRICULTURE
www.innovativeagriculture.in
ISSN : 3048 - 989X

Interactions Between Biochar and Soil Microbiome: Implications for Climate-Resilient Agriculture

Anik Chandel[1] and Mahalakshmi V[1]

[1]Research Scholar, Division of Environmental Sciences, ICAR-Indian Agricultural Research Institute, New Delhi, India
Corresponding Author: Anik Chandel

1. Introduction to Biochar and Soil Microbiome

1.1 Biochar: Definition and Traits

Biochar is a carbon-rich material produced through the pyrolysis of organic biomass under limited oxygen conditions. It is characterized by its porous structure, high surface area, and chemical stability, which contribute to its longevity in soil environments. These properties enable biochar to influence soil physical, chemical, and biological processes, making it a valuable soil amendment. Its ability to retain nutrients and water enhances soil quality, while its carbon-rich nature supports long-term carbon sequestration.

1.2 Soil Microbiome Overview

The soil microbiome comprises diverse communities of bacteria, fungi, archaea, protozoa, and viruses inhabiting the soil matrix. These microorganisms play critical roles in nutrient cycling, organic matter decomposition, soil structure formation, and plant health. The composition and activity of the soil microbiome are shaped by soil type, climate, vegetation, and management practices. Understanding the complexity and dynamics of these microbial communities is essential for optimizing soil function and agricultural productivity.

1.3 Role of Microbiome in Agriculture

Soil microorganisms contribute directly to plant growth by facilitating nutrient availability, producing growth-promoting substances, and protecting plants against pathogens. They drive essential biogeochemical cycles such as nitrogen fixation, phosphorus solubilization, and organic matter turnover. A healthy and diverse soil microbiome enhances soil fertility, promotes sustainable crop production, and increases resilience against environmental stresses. Agricultural practices that support beneficial microbial communities are critical for long-term soil and crop health.

1.4 Biochar's Link to Microbial Communities

Biochar interacts with soil microbial communities by providing habitat niches within its porous structure, influencing microbial colonization and biofilm formation. It modifies the soil environment by altering pH, moisture retention, and nutrient availability, which in turn affects microbial diversity and function. These interactions can enhance microbial activity and promote beneficial microbial populations, ultimately improving soil health and plant productivity. The relationship between biochar and the soil microbiome is complex and context-dependent, influenced by biochar properties and soil conditions.

2. Mechanisms of Biochar Interaction with Soil Microbiome

2.1 Biochar as Microbial Habitat

The porous architecture of biochar offers refuge and colonization sites for microorganisms, protecting them from predation and environmental fluctuations. This microhabitat supports the establishment of diverse microbial consortia, facilitating synergistic interactions and biofilm development. By providing physical space and shelter, biochar enhances microbial survival and activity, especially in degraded or nutrient-poor soils.

2.2 Effects on Microbial Diversity

Biochar amendments can increase microbial diversity by creating heterogeneous microenvironments that support varied microbial taxa. Changes in soil pH and nutrient profiles induced by biochar further influence microbial community composition. Enhanced diversity is linked to improved ecosystem functions such as nutrient cycling and disease suppression. However, the extent of diversity changes depends on biochar type, application rate, and soil characteristics.

2.3 Impact on Microbial Activity

Biochar influences microbial metabolic processes by improving substrate availability and soil aeration, which stimulate microbial respiration and enzymatic activity. It can enhance the degradation of organic compounds and promote beneficial microbial functions like nitrogen fixation and phosphorus solubilization. Conversely, some biochar properties may inhibit certain microbial groups, underscoring the need to tailor biochar use to specific soil-microbe contexts.

2.4 Changes in Soil Properties

Biochar alters soil physicochemical properties by increasing porosity, water retention, and cation exchange capacity. It can raise soil pH in acidic soils and adsorb toxic compounds, improving conditions for microbial growth. These modifications create a more favorable environment for microbial colonization and activity, indirectly shaping microbial community dynamics and enhancing soil biological functions.

Table 1. Changes in Soil Properties Induced by Biochar

Soil Property	Change Observed	Mechanism / Principle	Benefits / Outcomes
Soil Porosity	Increased pore space	Biochar's porous structure	Improved aeration and root growth
Water Retention	Enhanced moisture holding capacity	High surface area retains water	Better drought tolerance
Cation Exchange Capacity	Increased nutrient holding capacity	Surface functional groups adsorb nutrients	Improved nutrient availability
Soil pH	Increased in acidic soils	Alkaline nature of biochar	Reduced soil acidity, better crop growth
Adsorption of Toxins	Reduced toxic compounds	Biochar binds heavy metals and pollutants	Healthier soil environment
Microbial Habitat	Improved microbial colonization	Provides microhabitats and nutrients	Enhanced microbial activity

3. Impact on Nutrient Cycling and Soil Fertility

3.1 Boosting Nitrogen Fixation

Biochar can enhance biological nitrogen fixation by providing a conducive habitat for nitrogen-fixing bacteria and improving soil conditions such as aeration and pH. This leads to increased availability of bioavailable nitrogen for plants, reducing dependency on synthetic fertilizers. The presence of biochar may also stimulate symbiotic relationships between legumes and rhizobia, further supporting nitrogen input into the soil system.

3.2 Phosphorus Availability Modulation

Biochar affects phosphorus dynamics by adsorbing phosphorus compounds and altering soil pH, which influences phosphorus solubility and mobility. It can reduce phosphorus fixation by binding metals that otherwise immobilize phosphorus, thereby increasing its bioavailability. Enhanced phosphorus availability supports plant nutrition and growth, contributing to improved soil fertility.

3.3 Carbon Sequestration Influence

Due to its recalcitrant nature, biochar contributes to long-term carbon storage in soils, mitigating atmospheric CO_2 levels. It also promotes microbial processes that stabilize soil organic carbon by facilitating the formation of organo-mineral complexes. Through these mechanisms, biochar supports soil carbon sequestration, contributing to climate change mitigation and soil health enhancement.

3.4 Organic Matter Breakdown

Biochar influences the decomposition of organic matter by affecting microbial decomposer communities and soil enzyme activities. It can accelerate or slow down organic matter turnover depending on its properties and soil context. By modulating decomposition rates, biochar impacts nutrient release patterns and soil organic matter dynamics, which are critical for maintaining soil fertility and structure.

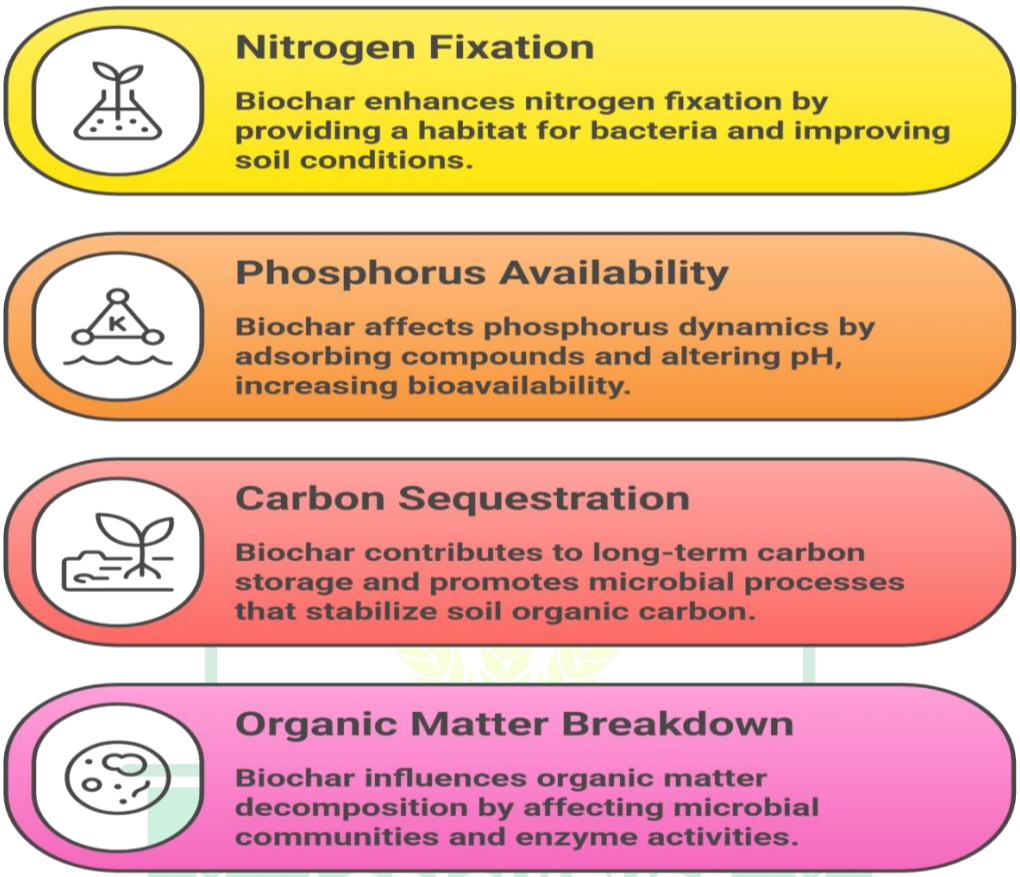

Figure 1: Biochar's Impact on Nutrient Cycling and Soil Fertility

4. Biochar and Soil Microbiome under Abiotic Stress

4.1 Drought Stress Mitigation

Biochar improves soil water retention and porosity, enhancing moisture availability during drought conditions. This supports microbial survival and activity under water-limited environments, maintaining key soil functions. By stabilizing microbial communities, biochar contributes to sustained nutrient cycling and plant growth during drought stress.

4.2 Reducing Soil Salinity Effects

Biochar can ameliorate saline soils by adsorbing sodium ions and improving soil structure, which reduces salt stress on microbial communities. Enhanced microbial resilience under salinity leads to better nutrient cycling and soil health. These effects support plant tolerance to saline conditions and improve agricultural productivity in affected areas.

4.3 pH and Heavy Metal Buffering

Biochar's alkaline nature can buffer acidic soils, creating a more neutral pH favorable for microbial activity. It also adsorbs heavy metals, reducing their bioavailability and toxicity to soil microorganisms. This detoxification protects microbial diversity and function, enabling continued soil biological processes in contaminated or acidic environments.

4.4 Enhancing Microbial Resilience

By improving soil physical and chemical conditions, biochar supports microbial community stability and adaptation to environmental stresses. It fosters microbial populations capable of withstanding fluctuations in moisture, temperature, and contaminants. Enhanced resilience ensures sustained soil ecosystem services essential for climate-resilient agriculture.

5. Implications for Climate-Resilient Agriculture

5.1 Improving Soil Health

Biochar contributes to enhanced soil structure, increased porosity, and better moisture retention, all of which promote a stable and fertile soil environment. By supporting diverse and active microbial communities, biochar helps maintain nutrient cycling and organic matter dynamics essential for soil vitality. These improvements strengthen soil resilience against degradation and support sustained agricultural productivity under changing climate conditions.

5.2 Cutting Greenhouse Gas Emissions

The application of biochar reduces emissions of greenhouse gases such as nitrous oxide (N2O) and methane (CH4) from soils by altering microbial processes involved in nitrogen and carbon cycling. Its capacity to sequester carbon in stable forms also lowers atmospheric CO2 levels. These effects collectively contribute to mitigating agriculture's environmental footprint and support climate change adaptation strategies.

5.3 Supporting Sustainable Farming

Biochar enhances nutrient use efficiency and reduces reliance on synthetic fertilizers and agrochemicals by improving nutrient retention and promoting beneficial microbial interactions. This supports sustainable farming practices that minimize environmental pollution and conserve soil resources. Integrating biochar into crop management can improve yield stability and resource use under variable climatic stresses.

5.4 Climate-Smart Agriculture Integration

Incorporating biochar into climate-smart agricultural systems aligns with goals of enhancing productivity, resilience, and mitigation. Biochar's multifunctional benefits support adaptive management practices that optimize soil health and reduce emissions. Its integration with other sustainable technologies and practices can amplify positive outcomes for food security and environmental sustainability in the face of climate change.

Table 2. Implications of Biochar for Climate-Resilient Agriculture

Aspect	Key Effects / Processes	Mechanism / Principle	Benefits / Outcomes
Soil Health Improvement	Better structure, porosity, moisture	Enhances aggregation and microbial activity	Increased soil fertility and resilience
Greenhouse Gas Reduction	Lower CO_2, N_2O, CH_4 emissions	Carbon sequestration and microbial regulation	Climate change mitigation
Sustainable Farming Support	Reduced chemical input dependency	Improved nutrient retention and cycling	Cost-effective and eco-friendly agriculture
Climate-Smart Integration	Alignment with CSA principles	Enhances adaptation and mitigation strategies	Improved food security and sustainability
Water Use Efficiency	Improved water retention and availability	Biochar pores store plant-available water	Drought tolerance and stable yields
Soil Carbon Sequestration	Long-term carbon storage	Stable biochar carbon pools	Reduced atmospheric CO_2
Stress Tolerance	Improved plant resilience to stress	Better nutrient and moisture availability	Adaptation to climate variability
Ecosystem Stability	Enhanced biodiversity and soil functions	Supports microbial and faunal diversity	Sustainable agroecosystem functioning

6. Challenges and Knowledge Gaps

6.1 Biochar Feedstock Variability

Differences in feedstock types and pyrolysis conditions result in biochars with diverse physical and chemical properties, leading to variable effects on soil and microbiomes. This variability complicates the prediction and standardization of biochar performance across different agroecosystems. Understanding how specific biochar characteristics influence microbial responses remains a critical research need.

6.2 Complex Microbial Responses

Microbial communities exhibit highly context-dependent responses to biochar amendments, influenced by soil type, climate, crop systems, and biochar properties. The complexity of microbial interactions and functional shifts challenges the ability to generalize outcomes. More detailed studies are required to elucidate mechanisms governing microbial community dynamics and functions in response to biochar.

6.3 Long-Term and Field Studies

Most current knowledge stems from short-term or controlled experiments, limiting understanding of biochar's sustained impacts under field conditions. Long-term field studies are essential to assess persistent effects on soil microbiomes, nutrient cycling, and crop productivity. Such research will inform best practices for biochar application timing, rates, and combinations with other soil amendments.

6.4 Application Protocol Standardization

Lack of standardized guidelines for biochar application including dosage, incorporation methods, and timing hampers consistent adoption and evaluation. Protocols need to be tailored to specific soil-crop systems to maximize benefits and minimize potential negative effects. Developing evidence-based, context-specific application frameworks is necessary for practical implementation.

7. Future Directions and Research Priorities

7.1 Molecular Microbiome Tools

Advances in high-throughput sequencing, metagenomics, and metabolomics offer powerful means to unravel microbial community structure and function in biochar-amended soils. These tools can identify key microbial taxa and pathways influenced by biochar, enabling targeted manipulation of microbiomes for improved soil health and crop performance.

7.2 Tailored Biochar Development

Designing biochars with specific physical and chemical traits to match soil and crop requirements can optimize microbial interactions and soil functions. Customizing biochar formulations based on feedstock selection and pyrolysis parameters will enhance efficacy and predictability in different agricultural contexts.

7.3 System-Level Multidisciplinary Approaches

Integrating soil science, microbiology, agronomy, and climate modeling will provide comprehensive insights into biochar-soil-microbiome interactions at ecosystem scales. Multidisciplinary research can guide the development of integrated management practices that harness biochar's full potential for climate resilience and sustainability.

7.4 Policy and Adoption Strategies

Effective policies and extension services are needed to promote biochar use among farmers, supported by scientific evidence and practical guidelines. Incentives, education, and demonstration projects can facilitate adoption, ensuring that biochar contributes meaningfully to climate-smart agriculture and sustainable development goals.

Conclusion

Biochar presents a multifaceted opportunity to enhance climate-resilient agriculture through its positive interactions with soil microbiomes. Its unique physical and chemical properties improve soil structure, moisture retention, and nutrient availability, fostering diverse and active microbial communities essential for sustaining soil health and fertility. By modulating microbial processes, biochar contributes to increased nitrogen fixation, phosphorus availability, and carbon sequestration, all critical for maintaining productive and resilient agroecosystems. Furthermore, biochar mitigates abiotic stresses such as drought, salinity, and soil acidity, enhancing microbial resilience and ensuring continued soil functionality under adverse environmental conditions. Despite its promise, challenges remain due to variability in biochar feedstocks, complex microbial responses, and a lack of standardized application protocols. Addressing these gaps requires long-term field studies and multidisciplinary research integrating molecular tools and ecosystem-level approaches. Effective policy frameworks and extension strategies are also vital to promote biochar adoption among farmers, ensuring its benefits are realized in practical agricultural settings. Overall, biochar's integration into climate-smart agriculture holds significant potential for improving soil health, reducing greenhouse gas emissions, and supporting sustainable farming systems aligned with global climate and development goals.

References

Ullah, F., Ali, S., Siraj, M., Akhtar, M. S., & Zaman, W. (2025). Plant microbiomes alleviate abiotic stress-associated damage in crops and enhance climate-resilient agriculture. Plants, 14(12), 1890.

Lodariya, M., Bhattacharya, D., & Abhilash, K. R. (2025). Synergistic approaches to soil remediation: engineered biochar and microbial interactions for climate-resilient remediation. Biodegradation, 36(6), 110.

Tan, C., Kalhoro, M. T., Faqir, Y., Ma, J., Osei, M. D., & Khaliq, G. (2022). Climate-resilient microbial biotechnology: A perspective on sustainable agriculture. Sustainability, 14(9), 5574.

Ali, K., Mubasher, H. M., Rasheed, U., Hussain, A., Sher, A., & Qayyum, A. (2023). Biochar for Plant Stress Tolerance for Climate-Resilient Agriculture. In Climate-Resilient Agriculture, Vol 2: Agro-Biotechnological Advancement for Crop Production (pp. 245-258). Cham: Springer International Publishing.

Giri, S., Panwar, H., Singh, K., & Kumar, M. (2025). Microbial contributions to crop adaptation: Innovation for climate-resilient agriculture. In Cutting Edge Technologies for Developing Future Crop Plants (pp. 349-364). Singapore: Springer Nature Singapore.

Gurung, A., & Mattoo, R. (2021). Microbes in biogeochemical cycles: a perspective on climate resilient agriculture. CABI Reviews, (2021).

INNOVATIVE AGRICULTURE
www.innovativeagriculture.in
ISSN : 3048 - 989X

Mitigating Climate Change Impacts through Microbial Biofertilizers

Brijesh Meena[1], Athulkrishna K. S.[1], Mohammed Anshif K. M.[1] and Mohamed Fayiz M. P.[1]

[1]B.Sc. (Hons.) Agriculture, College of Agriculture, Vellanikkara, Kerala Agricultural University, Kerala, India

1. Introduction to Microbial Biofertilizers and Climate Change

1.1 Climate change impacts on agriculture

Climate change imposes complex and far-reaching challenges on agricultural systems globally by altering critical environmental parameters essential for crop productivity. Rising temperatures disrupt plant developmental stages such as germination, flowering, and fruiting, often shortening growing seasons and reducing yields. Changes in precipitation patterns, including erratic rainfall, prolonged droughts, and intense flooding, compromise soil moisture availability, leading to water stress or waterlogging, both detrimental to crop health. The increased occurrence of extreme weather events, such as storms, cyclones, and frosts, causes physical damage to crops and accelerates soil degradation through erosion and nutrient loss. Furthermore, warmer climates expand the habitat range and reproductive cycles of pests and pathogens, intensifying biotic stress on crops. These combined effects result in diminished soil fertility, reduced crop quality and quantity, and heightened vulnerability of farming communities, especially in regions reliant on rain-fed agriculture. The cumulative impact threatens global food security, necessitating the development of adaptive agricultural strategies that enhance system resilience and sustainability.

1.2 Sustainable agriculture's role in mitigation

Sustainable agriculture integrates ecological principles and resource conservation to maintain agricultural productivity while minimizing environmental harm. It emphasizes practices that enhance soil health, conserve biodiversity, and reduce greenhouse gas emissions, thereby playing a pivotal role in mitigating climate change. Techniques such as crop diversification, conservation tillage, organic amendments, and integrated pest management contribute to ecosystem stability and resilience. Within this framework, microbial biofertilizers emerge as a vital biological tool that supports nutrient cycling, reduces dependency on synthetic fertilizers, and enhances soil carbon sequestration. By promoting natural nutrient availability and improving plant health, biofertilizers align with sustainable agriculture's goals of reducing the environmental footprint of farming while maintaining or increasing yields, thereby contributing to climate change mitigation and adaptation.

1.3 Definition and types of microbial biofertilizers

Microbial biofertilizers are preparations containing living microorganisms that, when applied to seeds, plants, or soil, colonize the rhizosphere or plant interior to enhance nutrient availability and uptake. These beneficial microbes include nitrogen-fixing bacteria that convert atmospheric nitrogen into plant-usable forms; phosphate-solubilizing microorganisms that release phosphorus from insoluble compounds; potassium-mobilizing microbes that increase potassium bioavailability; and plant growth-promoting rhizobacteria (PGPR) that stimulate growth through hormone production and pathogen suppression. By improving nutrient acquisition and promoting healthier root systems, microbial biofertilizers offer an eco-friendly alternative to chemical fertilizers, reducing environmental pollution and supporting sustainable crop production.

1.4 Importance for climate resilience

The use of microbial biofertilizers strengthens agricultural resilience to climate-induced stresses by enhancing soil fertility, improving soil structure, and increasing plant tolerance to abiotic stresses such as drought, salinity, and temperature extremes. These microbes facilitate better water and nutrient uptake, stimulate plant defense mechanisms, and help maintain stable crop yields under adverse conditions. Additionally, biofertilizers contribute to lowering greenhouse gas emissions by optimizing nutrient cycling and reducing the need for synthetic fertilizers, which are associated with high carbon footprints. Their integration into farming systems supports

sustainable land management practices that help buffer the negative impacts of climate variability and change, making biofertilizers a critical component in climate-smart agriculture.

2. Mechanisms of Microbial Biofertilizers in Climate Mitigation

2.1 Enhancing soil fertility and carbon storage

Microbial biofertilizers improve soil fertility through multiple pathways, including biological nitrogen fixation, solubilization of phosphorus, and mobilization of potassium, thereby increasing the pool of plant-available nutrients. These microbes stimulate the growth and activity of native soil microbial communities, enhancing the decomposition of organic residues and promoting the formation of stable soil organic matter. The accumulation of organic matter enriches soil carbon stocks, acting as a long-term carbon sink that mitigates atmospheric CO_2 concentrations. This dual role of nutrient enhancement and carbon sequestration underpins the contribution of biofertilizers to both improved crop productivity and climate change mitigation.

2.2 Reducing soil greenhouse gas emissions

Certain microbial biofertilizers modulate soil microbial processes such as nitrification and denitrification, which are key sources of nitrous oxide (N_2O), a potent greenhouse gas. By optimizing nitrogen transformations and reducing excess nitrogen availability through efficient nutrient cycling, these biofertilizers decrease N_2O emissions. Additionally, some microbes influence methane (CH_4) oxidation or production in soils, further contributing to greenhouse gas mitigation. The reduction in synthetic fertilizer use enabled by biofertilizers also lowers indirect emissions associated with fertilizer manufacturing and application, cumulatively reducing the agricultural sector's greenhouse gas footprint.

2.3 Supporting plant growth under stress

Microbial biofertilizers enhance plant resilience to abiotic stresses such as drought, salinity, and temperature extremes by producing phytohormones like auxins, cytokinins, and gibberellins that regulate growth and development. They improve root architecture and nutrient uptake efficiency, enabling plants to access water and nutrients more effectively under stress conditions. Moreover, some biofertilizer microbes induce systemic tolerance mechanisms in plants, such as antioxidant production and osmolyte accumulation, which mitigate cellular damage caused by environmental stressors. These effects help maintain crop productivity and quality in the face of increasingly variable and extreme climatic conditions.

Table 1. Mechanisms of Microbial Biofertilizers in Climate Mitigation

Mechanism Area	Key Processes / Functions	Mechanism / Principle	Benefits / Outcomes
Soil Fertility & Carbon Storage	N-fixation, P-solubilization, SOM buildup	Enhanced microbial activity and organic matter stabilization	Increased soil carbon sequestration, improved fertility
Greenhouse Gas Reduction	Reduced N_2O and CH_4 emissions	Regulation of nitrification/denitrification and methane cycling	Lower agricultural GHG footprint
Stress Tolerance Support	Hormone production, osmolyte synthesis	Improved root growth and stress response	Enhanced crop resilience under climate stress
Nutrient Use Efficiency	Improved nutrient uptake and cycling	Reduced losses (leaching, volatilization)	Reduced fertilizer input and pollution
Reduction in Chemical Inputs	Lower dependency on synthetic fertilizers	Biological nutrient supply	Eco-friendly and cost-effective farming
Soil Biological Enhancement	Increased microbial diversity and activity	Activation of soil biological processes	Improved soil health and ecosystem stability
Sustainable Productivity	Balanced plant nutrition	Efficient nutrient dynamics	Stable yields under variable conditions
Climate Adaptation Support	Improved plant–soil interactions	Enhanced resilience mechanisms	Climate-resilient agriculture systems

2.4 Improving nutrient use efficiency

By facilitating the solubilization, mobilization, and uptake of essential nutrients, microbial biofertilizers increase nutrient use efficiency in crops. This reduces nutrient losses through leaching, volatilization, and immobilization, ensuring that applied nutrients are effectively utilized by plants. Enhanced nutrient use efficiency lowers the requirement for synthetic fertilizers, decreasing input costs and environmental pollution. Improved nutrient dynamics also promote balanced plant nutrition, leading to healthier crops with better growth and yield potential, thereby supporting sustainable agricultural intensification.

3. Types of Microbial Biofertilizers and Functions

3.1 Nitrogen-fixing bacteria

Nitrogen-fixing bacteria convert atmospheric nitrogen (N_2) into ammonia (NH_3), a form that plants can assimilate, through the process of biological nitrogen fixation. Symbiotic nitrogen fixers, such as Rhizobium species, form nodules on legume roots, while free-living diazotrophs like Azotobacter operate independently in the soil. This natural nitrogen supply reduces the need for synthetic nitrogen fertilizers, lowering production costs and environmental impacts associated with fertilizer manufacture and use.

3.2 Phosphate-solubilizing microbes

Phosphate-solubilizing microorganisms secrete organic acids and phosphatase enzymes that convert insoluble phosphorus compounds in the soil into soluble forms accessible to plants. This action enhances phosphorus nutrition, which is critical for energy transfer, root development, and overall plant growth. By improving phosphorus availability, these microbes reduce the dependence on chemical phosphorus fertilizers, which are often derived from finite mineral resources.

3.3 Potassium-mobilizing microorganisms

Potassium-mobilizing microbes release potassium ions from mineral and organic sources in the soil, increasing their bioavailability for plant uptake. Potassium is essential for numerous physiological processes, including enzyme activation, osmoregulation, and stress response. Enhancing potassium availability through microbial activity supports plant health and productivity, particularly under abiotic stress conditions.

3.4 Plant growth-promoting rhizobacteria (PGPR)

PGPR are a diverse group of bacteria that colonize the rhizosphere and stimulate plant growth by producing phytohormones, facilitating nutrient acquisition, and suppressing soil-borne pathogens through competitive exclusion or antibiotic production. They also enhance root development and induce systemic resistance against biotic and abiotic stresses. PGPR contribute to improved crop vigor, yield, and resilience, making them valuable components of integrated biofertilizer formulations.

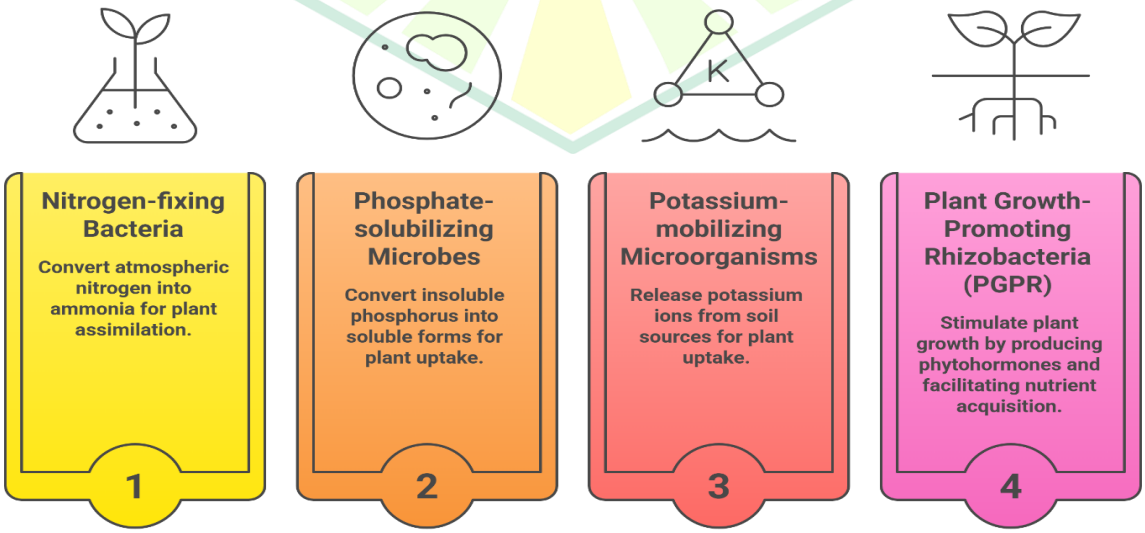

Figure 1: Microbial Biofertilizer Types

4. Effects on Soil Health and Carbon Dynamics

4.1 Impact on microbial diversity and activity

Application of microbial biofertilizers enriches soil microbial communities by introducing beneficial strains that interact synergistically with native microbes. This increased diversity enhances soil ecosystem functions such as nutrient cycling, organic matter decomposition, and disease suppression. Greater microbial activity also promotes soil biological fertility, fostering a dynamic and resilient soil environment conducive to sustainable crop production.

4.2 Contribution to soil organic matter

Biofertilizers stimulate microbial biomass growth and metabolic activity, leading to increased production of microbial residues and humic substances that contribute to soil organic matter formation. Enhanced organic matter improves nutrient retention, cation exchange capacity, and soil water-holding capacity. The buildup of soil organic matter also acts as a carbon reservoir, supporting long-term carbon sequestration and climate change mitigation.

4.3 Enhancing soil structure and moisture

Microbial activity influenced by biofertilizers promotes the formation of soil aggregates through the production of extracellular polysaccharides and glomalin-like substances. Improved soil aggregation enhances porosity, aeration, and water infiltration, which are critical for root growth and microbial habitat. Enhanced soil structure increases moisture retention, reducing drought stress and improving plant water use efficiency, thereby contributing to agricultural resilience under changing climate conditions.

4.4 Influence on soil carbon cycling

Microbial biofertilizers modulate soil carbon cycling by balancing the decomposition of organic residues with the stabilization of organic carbon within soil aggregates. They accelerate the breakdown of fresh organic matter into microbial biomass and humic substances, which are more resistant to mineralization. This dynamic supports sustained soil fertility and maintains soil carbon stocks, essential for long-term soil health and mitigation of greenhouse gas emissions.

5. Integration in Climate-Smart Agriculture

5.1 Combining with conservation agriculture

Microbial biofertilizers can be effectively integrated with conservation agriculture practices such as minimal soil disturbance, permanent soil cover, and crop residue retention. This combination enhances soil microbial habitats, promotes nutrient cycling, and improves soil organic matter content. Together, these practices create a synergistic effect that boosts soil fertility and moisture retention, strengthening the resilience of cropping systems to climate variability.

5.2 Use with organic amendments and rotations

Incorporating microbial biofertilizers alongside organic amendments like compost and green manures enriches soil nutrient pools and microbial diversity. Crop rotations further diversify the rhizosphere environment, supporting a broader range of beneficial microbes. This integration enhances nutrient availability, disrupts pest and disease cycles, and improves soil health, collectively contributing to sustainable and climate-resilient agricultural systems.

5.3 Synergies with reduced chemical fertilizers

Microbial biofertilizers enable the reduction of synthetic fertilizer inputs by improving nutrient solubilization, fixation, and uptake efficiency. This synergy lowers the environmental impacts associated with chemical fertilizers, such as soil acidification, water pollution, and greenhouse gas emissions. Reduced fertilizer use also decreases production costs, promoting economically viable and environmentally sustainable farming practices.

5.4 Adoption challenges and solutions

Despite their benefits, the adoption of microbial biofertilizers faces challenges including inconsistent field performance, lack of farmer awareness, limited access to quality products, and inadequate policy support. Addressing these issues requires capacity-building programs, quality assurance frameworks, extension services, and incentives for sustainable inputs. Strengthening research-extension-farmer linkages and fostering public-private partnerships are critical to scaling up biofertilizer use in climate-smart agriculture.

6. Environmental and Economic Benefits

6.1 Reducing chemical fertilizer use and pollution

The application of microbial biofertilizers reduces dependence on synthetic fertilizers, thereby lowering the risk of nutrient runoff, leaching, and associated water pollution. This reduction mitigates eutrophication of water bodies and preserves aquatic ecosystems. Moreover, decreased fertilizer production lessens fossil fuel consumption and related emissions, contributing to overall environmental sustainability.

6.2 Lowering agricultural greenhouse gases

By optimizing nutrient cycling and reducing excess fertilizer application, microbial biofertilizers help decrease emissions of nitrous oxide and methane from agricultural soils. This contributes to a smaller greenhouse gas footprint for crop production. Additionally, enhanced soil carbon sequestration associated with biofertilizer use further offsets emissions, supporting climate change mitigation efforts within the agricultural sector.

6.3 Cost-effectiveness and yield improvement

Microbial biofertilizers lower input costs by reducing the need for expensive chemical fertilizers and improving nutrient use efficiency. Enhanced plant growth and stress tolerance lead to higher and more stable crop yields, increasing farm profitability. These economic benefits make biofertilizers an attractive option for smallholder and commercial farmers alike, promoting adoption and sustainable intensification.

6.4 Supporting sustainable farmer livelihoods

By improving soil health, crop productivity, and environmental quality, microbial biofertilizers contribute to sustainable livelihoods for farming communities. Reduced input costs and increased resilience to climate stresses enhance income stability and food security. Additionally, biofertilizer adoption aligns with agroecological principles, empowering farmers to manage natural resources sustainably and adapt to evolving climatic challenges.

Table 2. Environmental and Economic Benefits of Microbial Biofertilizers

Benefit Area	Key Effects / Processes	Mechanism / Principle	Outcomes / Impacts
Reduced Chemical Pollution	Lower use of synthetic fertilizers	Biological nutrient supply and cycling	Reduced runoff, leaching, and water pollution
Greenhouse Gas Mitigation	Reduced N_2O and CH_4 emissions	Efficient nutrient cycling and carbon storage	Lower agricultural carbon footprint
Cost-effectiveness & Yield	Reduced input cost, improved productivity	Enhanced nutrient use efficiency	Higher profit and stable yields
Sustainable Livelihoods	Improved income and resilience	Better soil health and reduced risks	Enhanced farmer well-being and food security

7. Future Perspectives and Research

7.1 Advances in formulation and delivery

Ongoing research focuses on developing improved microbial formulations with enhanced shelf life, viability, and targeted delivery systems. Innovations include encapsulation technologies, carrier materials, and seed-coating methods that increase microbial survival and colonization efficiency. These advances aim to ensure consistent field performance and broaden the applicability of biofertilizers across diverse agroecosystems.

7.2 Microbe-plant-soil interactions under stress

Future studies are directed toward elucidating the complex interactions among microbes, plants, and soil under abiotic and biotic stresses induced by climate change. Understanding molecular signaling, microbial community dynamics, and plant physiological responses will enable the design of tailored biofertilizer consortia that maximize stress tolerance and productivity.

7.3 Policy support and scaling efforts

Effective policy frameworks are essential to promote biofertilizer research, production, quality control, and widespread adoption. Incentives, subsidies, and regulatory standards can facilitate market development and farmer access. Scaling efforts require coordinated action among governments, research institutions, industry stakeholders, and extension services to integrate biofertilizers into national climate-smart agriculture strategies.

7.4 Role in global climate strategies

Microbial biofertilizers hold significant potential as nature-based solutions within global climate change mitigation and adaptation frameworks. Their contributions to reducing greenhouse gas emissions, enhancing carbon sequestration, and improving agricultural resilience align with international goals such as the Paris Agreement and Sustainable Development Goals. Integrating biofertilizers into global climate policies can accelerate sustainable agricultural transformations worldwide.

References

Kumari, A., Dash, M., Singh, S. K., Jagadesh, M., Mathpal, B., Mishra, P. K., ... & Verma, K. K. (2023). Soil microbes: a natural solution for mitigating the impact of climate change. Environmental Monitoring and Assessment, 195(12), 1436.

Sreethu, S., Chhabra, V., Kaur, G., & Ali, B. (2024). Biofertilizers as a greener alternative for increasing soil fertility and improving food security under climate change condition. Communications in Soil Science and Plant Analysis, 55(2), 261-285.

Oladipo, E. K., Ogunniran, J. A., & Akinpelu, O. S. (2025). Microbes in climate change mitigation and adaptation. In Green Microbiology (pp. 89-106). Academic Press.

Babaniyi, B. R., Olaide, T. H., Apara, I. B., Ajibola, O. K., Olaoluwa, D. O., & Bisi-Omotosho, A. (2024). Soil microbes and climate change mitigation. In Soil microbiome in green technology sustainability (pp. 229-254). Cham: Springer Nature Switzerland.

Mohanty, S., & Swain, C. K. (2018). Role of microbes in climate smart agriculture. In Microorganisms for green revolution: volume 2: microbes for sustainable agro-ecosystem (pp. 129-140). Singapore: Springer Singapore.

Kaur, J., Pandove, G., Gangwar, M., Brar, S. K., & Sekhon, K. S. (2018). Mitigating the impact of climate change on wheat by use of liquid microbial inoculants under different planting dates. Research on Crops, 19(3), 365-372.

INNOVATIVE AGRICULTURE
www.innovativeagriculture.in
ISSN : 3048 - 989X

Molecular Basis of Insecticide Resistance in Major Crop Pests

Abhinav

M.Sc. Scholar, Department of Entomology, Govind Ballabh Pant University of Agriculture and Technology, Pantnagar

1. Introduction

Insecticide resistance in major crop pests poses a significant challenge to sustainable agriculture and pest management worldwide. Resistance arises when pest populations evolve the ability to survive exposure to doses of insecticides that would normally be lethal. This phenomenon undermines the efficacy of chemical controls, leading to increased crop losses and economic burdens. Understanding the molecular basis of insecticide resistance is critical for developing effective strategies to monitor, manage, and overcome resistance. This involves elucidating the mechanisms by which pests avoid insecticide toxicity, the genetic changes that confer resistance, the key molecular targets affected, and the enzymatic processes involved in detoxification.

2. Mechanisms of Insecticide Resistance

2.1 Target Site Insensitivity

Target site insensitivity is a major resistance mechanism where mutations alter the binding sites of insecticides on critical proteins, reducing insecticide efficacy. These mutations induce conformational changes in proteins such as acetylcholinesterase (AChE), voltage-gated sodium channels, and gamma-aminobutyric acid (GABA) receptors. Such structural modifications prevent insecticides from effectively binding, thereby diminishing their toxic effects. For example, mutations in the AChE gene reduce the affinity of organophosphates and carbamates, allowing the enzyme to maintain neurotransmitter hydrolysis despite insecticide presence. Similarly, knockdown resistance (kdr) mutations in voltage-gated sodium channels impair pyrethroid binding, preserving nerve signal transmission. This mechanism is often specific to certain insecticide classes and can result in cross-resistance when conserved binding domains are affected.

2.2 Metabolic Detoxification

Metabolic detoxification involves enhanced enzymatic activity that breaks down or modifies insecticides before they reach their target sites. Key detoxifying enzymes include cytochrome P450 monooxygenases, glutathione S-transferases (GSTs), and carboxylesterases. These enzymes catalyze biochemical reactions such as oxidation, conjugation, and hydrolysis, transforming insecticides into less toxic or more easily excretable compounds. Overexpression or increased catalytic efficiency of these enzymes accelerates insecticide metabolism, conferring resistance. For instance, elevated P450 activity can detoxify pyrethroids, while increased GST levels conjugate organophosphates with glutathione, neutralizing their toxicity. This mechanism is often polygenic and contributes to broad-spectrum resistance.

2.3 Reduced Penetration

Reduced penetration resistance occurs when changes in the insect cuticle or external barriers limit insecticide absorption or entry. Modifications such as cuticle thickening, altered lipid composition, or changes in cuticle proteins create a physical and chemical barrier that slows or prevents insecticide uptake. This reduces the internal dose of insecticide, lowering its toxicity. Reduced penetration can act synergistically with metabolic and target site resistance to enhance survival. It is particularly important for contact insecticides and may vary depending on insect developmental stages and environmental factors affecting cuticle properties.

2.4 Behavioral Resistance

Behavioral resistance includes changes in pest behavior that minimize contact with insecticides, thereby reducing exposure and toxicity. Examples include avoidance of treated surfaces, altered feeding or oviposition timing, and shifts in habitat preference. Such behavioral adaptations complement physiological resistance mechanisms and

can evolve rapidly under insecticide selection pressure. Behavioral resistance is dynamic and influenced by ecological and environmental factors, contributing to overall pest survival.

Table 1. Mechanisms of Insecticide Resistance in Insects

Mechanism	Key Components / Changes	Mode of Action	Outcomes / Effects
Target Site Insensitivity	Mutations in AChE, sodium channels, GABA receptors	Alters insecticide binding sites	Reduced sensitivity to insecticides, cross-resistance
Metabolic Detoxification	Cytochrome P450s, GSTs, esterases	Enzymatic breakdown and detoxification	Rapid inactivation of insecticides
Reduced Penetration	Cuticle thickening, lipid changes	Limits insecticide absorption	Lower internal insecticide concentration
Behavioral Resistance	Avoidance behavior, altered feeding	Reduced exposure to insecticides	Increased survival under treatment
Enzyme Overexpression	Upregulated detoxification genes	Increased metabolic capacity	Enhanced resistance levels
Cross-Resistance	Shared target sites or detox pathways	Resistance to multiple insecticides	Reduced control options
Synergistic Resistance	Combination of multiple mechanisms	Interaction of physiological and behavioral traits	Higher resistance intensity
Environmental Influence	Temperature, humidity, exposure history	Affects resistance expression	Variable resistance dynamics

3. Genetic Basis of Resistance

3.1 Resistance-Conferring Mutations

Resistance-conferring mutations are specific genetic alterations in target proteins or detoxification enzymes that reduce insecticide susceptibility. These mutations include point mutations, insertions, deletions, or gene rearrangements that alter protein structure or function. For example, single nucleotide polymorphisms (SNPs) in the AChE gene can reduce inhibition by organophosphates, while mutations in voltage-gated sodium channel genes confer knockdown resistance. Identification of such mutations is essential for molecular diagnostics and resistance monitoring.

3.2 Gene Amplification and Overexpression

Resistance can arise from increased gene copy number (amplification) or upregulated expression of detoxification enzymes or target proteins. Amplification leads to higher enzyme levels, enhancing the capacity to metabolize insecticides. Overexpression may result from changes in regulatory sequences or epigenetic modifications affecting transcription. This mechanism increases enzyme availability without altering protein structure and contributes to quantitative and sometimes cross-resistance.

3.3 Epigenetic Modifications

Epigenetic changes such as DNA methylation, histone modifications, and regulation by non-coding RNAs influence gene expression linked to resistance without altering DNA sequences. These reversible modifications can upregulate resistance-related genes, enabling rapid adaptation to insecticide pressure. For example, demethylation of detoxification gene promoters can increase transcription, enhancing enzyme production. Epigenetic regulation provides a flexible mechanism for resistance development.

3.4 Inheritance Patterns of Resistance

Resistance traits can be inherited via dominant, recessive, or polygenic modes. Dominant alleles spread rapidly under selection, while recessive alleles may remain undetected in heterozygotes. Polygenic resistance involves multiple genes contributing additively to resistance levels. Environmental factors and gene interactions further

influence inheritance dynamics. Understanding these patterns aids in predicting resistance spread and informs management strategies.

4. Key Molecular Targets in Insecticide Resistance

4.1 Acetylcholinesterase (AChE)

AChE is an enzyme critical for terminating nerve impulses by hydrolyzing acetylcholine. Organophosphates and carbamates inhibit AChE, causing neural dysfunction and insect death. Resistance arises from mutations in the AChE gene that reduce insecticide binding affinity while maintaining enzymatic activity. Gene duplication or overexpression of AChE variants can also contribute to resistance.

4.2 Voltage-Gated Sodium Channels

Voltage-gated sodium channels control nerve impulse initiation and propagation. Pyrethroids and DDT target these channels to disrupt nerve signaling. Knockdown resistance (kdr) mutations involve amino acid substitutions that reduce insecticide binding, restoring normal channel function and conferring resistance. These mutations often lead to cross-resistance among pyrethroids.

4.3 GABA Receptors

GABA receptors mediate inhibitory neurotransmission via ligand-gated chloride channels. Cyclodiene and phenylpyrazole insecticides target GABA receptors, blocking inhibitory signals and causing neuronal hyperexcitation. Resistance results from mutations in receptor subunits, particularly the Rdl gene, reducing insecticide binding while preserving receptor function.

4.4 Nicotinic Acetylcholine Receptors (nAChRs)

nAChRs are ligand-gated ion channels involved in excitatory synaptic transmission. Neonicotinoids bind to nAChRs, causing overstimulation and paralysis. Resistance mechanisms include point mutations altering binding sites, changes in subunit composition, and receptor desensitization, reducing insecticide efficacy.

5. Molecular Tools for Detecting Resistance

5.1 PCR-Based Mutation Detection

Polymerase chain reaction (PCR) techniques are widely employed for the rapid and sensitive identification of known resistance-conferring mutations in pest populations. Allele-specific PCR allows selective amplification of mutant or wild-type alleles, facilitating precise genotyping of target site mutations such as knockdown resistance (kdr) or acetylcholinesterase (AChE) variants. PCR-restriction fragment length polymorphism (RFLP) exploits mutation-induced changes in restriction enzyme sites to differentiate alleles. Real-time quantitative PCR (qPCR) enhances detection sensitivity and allows quantification of mutant allele frequencies. These PCR-based assays enable early diagnosis of resistance, supporting timely pest management decisions.

5.2 Gene Expression Analysis

Gene expression profiling methods such as quantitative PCR (qPCR), reverse transcription PCR (RT-PCR), and microarrays assess the transcriptional regulation of resistance-associated genes. By quantifying mRNA levels of detoxification enzymes like cytochrome P450s, glutathione S-transferases (GSTs), and carboxylesterases, researchers can detect overexpression linked to metabolic resistance. Transcriptomic analyses also uncover novel resistance genes and pathways, providing a broader understanding of resistance mechanisms. These tools help monitor the dynamic response of pest populations to insecticide exposure and guide the development of targeted control strategies.

5.3 Next-Generation Sequencing

Next-generation sequencing (NGS) technologies offer comprehensive genomic insights by enabling whole-genome, exome, or targeted sequencing of insect populations. NGS facilitates discovery of novel resistance mutations, gene copy number variations, and epigenetic modifications that contribute to resistance. Population genomics approaches using NGS data track allele frequencies, gene flow, and evolutionary dynamics across spatial and temporal scales. This high-resolution genetic information supports the design of precision resistance management programs and the development of novel insecticides.

5.4 Bioinformatics Approaches

Bioinformatics tools are essential for analyzing large-scale genomic and transcriptomic datasets generated by PCR, gene expression assays, and NGS. Computational pipelines identify candidate resistance genes, predict the

functional impact of mutations, and model evolutionary trajectories. Integrative databases compile known resistance-associated variants and protein structures, aiding annotation and interpretation. Machine learning and network analysis methods further elucidate complex molecular interactions underlying resistance. These approaches enable data-driven decision-making in resistance monitoring and insecticide development.

Table 2. Molecular Tools for Detecting Insecticide Resistance

Tool / Approach	Key Techniques / Methods	Mechanism / Principle	Applications / Outcomes
PCR-Based Mutation Detection	Allele-specific PCR, PCR-RFLP, qPCR	Amplification and detection of specific mutations	Rapid identification of resistance alleles
Gene Expression Analysis	qPCR, RT-PCR, microarrays	Measurement of mRNA levels of resistance genes	Detection of enzyme overexpression
Next-Generation Sequencing	Whole genome, exome, targeted sequencing	High-throughput DNA sequencing	Discovery of novel mutations and variants
Bioinformatics Approaches	Computational pipelines, databases	Data analysis and mutation prediction	Identification of resistance genes
Population Genomics	Allele frequency tracking, gene flow	Evolutionary analysis of resistance	Monitoring spread of resistance
Epigenetic Analysis	DNA methylation, chromatin studies	Regulation beyond DNA sequence	Insights into adaptive resistance
Machine Learning	Predictive modeling, network analysis	Pattern recognition in large datasets	Improved resistance prediction
Diagnostic Applications	Field-based molecular assays	Early detection and monitoring	Better pest management decisions

6. Evolution and Spread of Resistance Genes

6.1 Selection Pressure and Resistance Evolution

Intensive and repeated insecticide application imposes strong selection pressure on pest populations, favoring individuals harboring resistance alleles. This selective environment accelerates resistance evolution by increasing the frequency and eventual fixation of advantageous mutations. The speed of evolution depends on factors such as insect generation time, mutation rates, insecticide mode of action, and application patterns. Resistance evolution often involves a trade-off between survival benefits and potential fitness costs.

6.2 Gene Flow and Population Genetics

Gene flow through migration and dispersal disseminates resistance alleles across geographically distinct pest populations. Population genetic structure, mating behaviors, and genetic drift influence how resistance spreads and persists. High gene flow can homogenize populations, facilitating rapid dissemination of resistance, whereas population isolation may lead to localized resistance. Understanding these dynamics is crucial for designing area-wide management strategies that limit resistance spread.

6.3 Role of Horizontal Gene Transfer

Although horizontal gene transfer (HGT) is less common in insects than in microorganisms, emerging evidence suggests it may contribute to resistance evolution. HGT can introduce novel resistance genes or regulatory elements from symbiotic bacteria, viruses, or other species, enhancing adaptive capacity. Such gene acquisitions can provide new metabolic pathways or target modifications, potentially accelerating resistance development beyond classical mutation and selection processes.

6.4 Resistance Management Implications

Insights into resistance evolution and gene flow underpin integrated resistance management (IRM) strategies aimed at delaying resistance onset and preserving insecticide efficacy. Approaches include rotating insecticides with different modes of action to reduce selection pressure, deploying insecticide mixtures to target multiple mechanisms simultaneously, and implementing refuges to maintain susceptible alleles in the population. Monitoring resistance allele frequencies and population genetics informs adaptive management and policy decisions.

7. Strategies to Overcome Molecular Resistance

7.1 Development of Novel Insecticides

The design and development of insecticides with new molecular targets or modes of action are critical to circumvent existing resistance mechanisms. Structural modifications of insecticide molecules can enhance binding affinity to mutated target sites or evade detoxification enzymes. High-throughput screening and structure-based drug design increasingly incorporate molecular resistance data to identify compounds effective against resistant pest populations, ensuring sustained control options.

7.2 Synergists and Enzyme Inhibitors

Synergists are compounds that inhibit detoxification enzymes such as cytochrome P450s, glutathione S-transferases, or carboxylesterases, restoring insecticide potency when used in combination. Common synergists include piperonyl butoxide (PBO) and S,S,S-tributyl phosphorotrithioate (DEF). By blocking metabolic resistance pathways, synergists reduce the effective dose required for insecticide action, improving control efficacy and potentially delaying resistance development.

7.3 RNA Interference (RNAi) Approaches

RNA interference technology enables sequence-specific silencing of resistance-related genes, reducing expression of detoxification enzymes or mutated target proteins. Delivery methods include topical sprays, ingestion via treated plants, or transgenic expression. RNAi offers a species-specific, environmentally friendly alternative to chemical controls, with potential to reverse resistance phenotypes or enhance susceptibility to insecticides. Challenges include efficient delivery and off-target effects.

7.4 Integrated Pest Management (IPM) Integration

Incorporating molecular resistance knowledge into integrated pest management programs enhances sustainability by combining chemical, biological, cultural, and genetic control tactics. Resistance monitoring guides insecticide choice and application timing, minimizing selection pressure. IPM strategies emphasize crop rotation, biological control agents, and habitat management alongside judicious insecticide use. This holistic approach reduces reliance on single control methods, delays resistance evolution, and maintains long-term pest suppression.

Conclusion

Effective management of insecticide resistance in major crop pests is essential for sustaining agricultural productivity and minimizing economic losses. Integrating molecular insights into resistance mechanisms enables targeted and adaptive pest control strategies. Resistance monitoring plays a critical role in guiding insecticide selection and application timing, thereby reducing selection pressure on pest populations. Implementing Integrated Pest Management (IPM) approaches that combine chemical, biological, cultural, and genetic tactics fosters a holistic and sustainable framework. Practices such as crop rotation, use of biological control agents, and habitat management complement judicious insecticide use, reducing dependence on chemical controls alone. This multifaceted strategy not only delays the evolution and spread of resistance but also maintains long-term pest suppression. Ultimately, leveraging molecular tools and resistance knowledge within IPM programs enhances the durability of insecticide efficacy, supports environmental stewardship, and promotes resilient agroecosystems.

References

Naqqash, M. N., Gökçe, A., Bakhsh, A., & Salim, M. (2016). Insecticide resistance and its molecular basis in urban insect pests. Parasitology research, 115(4), 1363-1373.

Feyereisen, R. (1995). Molecular biology of insecticide resistance. Toxicology letters, 82, 83-90.

Khan, S., Uddin, M. N., Rizwan, M., Khan, W., Farooq, M., Shah, A. S., ... & Muhammad, M. (2020). Mechanism of insecticide resistance in insects/pests. Polish Journal of Environmental Studies, 29(3), 2023-2030.

Ffrench-Constant, R. H. (2013). The molecular genetics of insecticide resistance. Genetics, 194(4), 807-815.

Hemingway, J. (2000). The molecular basis of two contrasting metabolic mechanisms of insecticide resistance. Insect biochemistry and molecular biology, 30(11), 1009-1015.

Soderlund, D. M., & Bloomquist, J. R. (1990). Molecular mechanisms of insecticide resistance. In Pesticide resistance in arthropods (pp. 58-96). Boston, MA: Springer US.

INNOVATIVE AGRICULTURE
www.innovativeagriculture.in
ISSN : 3048 - 989X

Post-Harvest Physiology and Shelf-Life Extension of Fruits and Vegetables

Prachi Jaiswal[1], Gaurav Kumar Verma[1], Bhanu Patwa[1], Suyash Raghuvanshi[1] and Mukesh Kumar[1]

[1]M.Sc. Scholar, Department of Post Harvest Management, Acharya Narendra Deva University of Agriculture and Technology, Kumarganj, Ayodhya (224229)

Abstract

This study reviews the preharvest and postharvest factors influencing the quality, physiology, and shelf-life of fruits and vegetables. It highlights how genetic traits, growing conditions, and harvest maturity affect produce physiology and subsequent storage performance. Postharvest processes such as respiration, ethylene production, water loss, and biochemical changes critically determine shelf-life and quality retention. The review also discusses handling, storage techniques, and technological interventions, including temperature control, modified atmospheres, edible coatings, and preservatives, which mitigate physiological deterioration and microbial spoilage. Emphasis is placed on understanding physiological disorders and strategies to prevent quality loss during storage. Integrating these factors and interventions supports improved postharvest management, reducing losses and maintaining nutritional and sensory attributes. Continued research is essential to enhance fresh produce preservation and meet consumer demand for high-quality fruits and vegetables.

1. Introduction to Post-Harvest Physiology

1.1 Overview of post-harvest physiology in fruits and vegetables

Post-harvest physiology refers to the study of the biological and biochemical processes that occur in fruits and vegetables after they have been harvested. These processes influence the quality, nutritional value, and shelf-life of produce. Understanding these physiological changes is essential for developing strategies to maintain freshness and reduce losses during storage and distribution. Post-harvest physiology encompasses respiration, transpiration, enzymatic activities, and cellular metabolism that continue after detachment from the parent plant.

1.2 Importance of understanding physiological changes after harvest

Comprehending the physiological changes that occur after harvest is critical for managing the post-harvest life of fruits and vegetables. These changes determine how quickly produce ripens, senesces, or deteriorates. Effective management of these processes can minimize spoilage, maintain sensory and nutritional quality, and extend shelf-life. This knowledge supports the design of optimal storage, packaging, and handling protocols to reduce economic losses and ensure consumer satisfaction.

1.3 Factors influencing post-harvest quality and shelf-life

Several factors affect the post-harvest quality and shelf-life of fruits and vegetables. These include intrinsic factors such as genetic makeup, maturity at harvest, and physiological condition, as well as extrinsic factors like temperature, humidity, handling practices, and exposure to gases such as ethylene. Environmental stresses during storage, mechanical damage, and microbial contamination also play significant roles in determining shelf-life and quality degradation.

1.4 Role of respiration and transpiration in post-harvest physiology

Respiration is a key metabolic process where stored carbohydrates are converted into energy, producing carbon dioxide, water, and heat. The rate of respiration directly influences the shelf-life as higher respiration rates accelerate senescence and spoilage. Transpiration leads to water loss through evaporation, resulting in weight loss, shriveling, and texture changes. Both respiration and transpiration are influenced by storage conditions and are primary targets for controlling post-harvest deterioration.

2. Physiological Processes Affecting Shelf-Life

2.1 Respiration rate and its impact on shelf-life

The respiration rate of harvested produce determines the speed at which metabolic substrates are consumed. A high respiration rate accelerates aging and reduces shelf-life by promoting faster degradation of cell structures

and biochemical components. Controlling respiration through temperature management and modified atmospheres is vital to slow down these processes and extend shelf-life.

Table 1. Factors Influencing Post-Harvest Quality and Shelf-Life of Fruits and Vegetables

Factor Category	Key Factors / Examples	Mechanism / Influence	Effects on Quality & Shelf-life
Intrinsic Factors	Genetic makeup, maturity, physiology	Determines respiration rate and composition	Affects inherent storage potential
Environmental Conditions	Temperature, humidity, storage atmosphere	Influences metabolic activity and moisture loss	Faster or slower deterioration
Handling Practices	Harvesting, packaging, transport	Physical stress and injury	Mechanical damage and quality loss
Gaseous Environment	Ethylene, CO_2, O_2 levels	Regulates ripening and senescence	Accelerated or delayed ripening
Mechanical Damage	Bruising, cuts, compression	Tissue injury and increased respiration	Rapid spoilage and microbial entry
Microbial Contamination	Fungi, bacteria	Infection and decay processes	Reduced shelf-life
Storage Stress	Chilling injury, heat stress	Physiological disorders	Quality deterioration
Packaging & Technology	Controlled atmosphere, coatings	Modified storage conditions	Extended shelf-life

2.2 Ethylene production and its effects on ripening and senescence

Ethylene is a plant hormone that regulates ripening and senescence in climacteric fruits and some vegetables. Its production triggers a cascade of physiological changes including softening, color development, and aroma production. Excessive ethylene accelerates ripening and can lead to premature senescence and quality loss. Managing ethylene levels through removal, inhibitors, or controlled storage environments is essential to delay ripening and prolong shelf-life.

2.3 Water loss and its role in texture and weight loss

Water loss through transpiration causes shrinkage, loss of firmness, and weight reduction in produce. This affects texture, visual appeal, and marketability. Maintaining adequate humidity and using packaging that reduces moisture loss are critical to preserving the quality of fruits and vegetables during storage and transport.

2.4 Biochemical changes during storage and their consequences

Post-harvest storage induces various biochemical changes such as enzymatic browning, degradation of chlorophyll, accumulation of sugars and organic acids, and breakdown of cell wall components. These changes affect flavor, color, texture, and nutritional content. Understanding these biochemical pathways enables the development of treatments and storage conditions to minimize quality deterioration.

3. Pre-Harvest Factors Influencing Post-Harvest Quality

3.1 Impact of cultivar and genetic factors

Genetic characteristics of cultivars influence susceptibility to physiological disorders, respiration rates, ethylene sensitivity, and overall storage potential. Selecting cultivars with inherent resistance to post-harvest deterioration and favorable shelf-life traits is a key pre-harvest consideration.

3.2 Influence of growing conditions and agricultural practices

Environmental conditions such as temperature, humidity, soil fertility, and water availability during growth affect the physiological status of the produce at harvest. Agricultural practices including fertilization, irrigation, and pest management also impact the biochemical composition and structural integrity, thereby influencing post-harvest behavior.

3.3 Harvest maturity and timing effects on shelf-life

The stage of maturity at harvest is critical; produce harvested too early may lack optimal flavor and fail to ripen properly, while overripe produce has reduced shelf-life and increased susceptibility to decay. Proper timing ensures maximum quality retention and longer shelf-life.

3.4 Pre-harvest treatments affecting post-harvest physiology

Treatments applied before harvest, such as the use of growth regulators, nutrient sprays, or stress conditioning, can modify physiological responses post-harvest. These interventions may enhance resistance to disorders, delay senescence, or improve storage performance by influencing metabolic pathways and structural properties.

Table 2. Pre-Harvest Factors Affecting Post-Harvest Quality and Shelf-Life

Factor Category	Key Factors / Examples	Mechanism / Influence	Effects on Quality & Shelf-life
Cultivar & Genetic Factors	Variety selection, genetic traits	Controls respiration, ethylene sensitivity	Determines inherent storage potential
Growing Conditions & Practices	Climate, soil fertility, irrigation, fertilization	Affects physiological and biochemical status	Influences firmness, composition, and quality
Harvest Maturity & Timing	Early, optimum, or late harvest	Regulates ripening and metabolic activity	Impacts flavor, texture, and shelf-life
Pre-Harvest Treatments	Growth regulators, nutrient sprays	Alters metabolic pathways and stress response	Delays senescence, improves storage
Stress Exposure	Drought, heat, nutrient stress	Affects plant physiology and resilience	Reduced quality and storage life
Pest & Disease Management	Protection measures	Prevents damage and infection	Improved post-harvest quality
Crop Load Management	Thinning, pruning	Balances resource allocation	Better fruit size and storage ability
Soil Health	Organic matter, microbial activity	Influences nutrient uptake	Enhanced produce quality

4. Post-Harvest Handling and Storage Techniques

4.1 Temperature management and cold storage principles

Temperature control is fundamental in post-harvest handling to slow down metabolic activities such as respiration and ethylene production, thereby delaying ripening and senescence. Cold storage reduces enzymatic reactions and microbial growth, extending shelf-life. Proper temperature ranges vary by commodity; chilling-sensitive produce requires careful management to avoid injury. Effective temperature management involves rapid cooling after harvest, maintaining consistent low temperatures during storage and transport, and avoiding temperature fluctuations that can accelerate deterioration.

4.2 Controlled and modified atmosphere storage

Controlled atmosphere (CA) and modified atmosphere (MA) storage techniques regulate the composition of gases surrounding the produce, primarily oxygen, carbon dioxide, and nitrogen levels. Lower oxygen and elevated carbon dioxide concentrations reduce respiration rates and ethylene action, slowing ripening and senescence. CA storage is typically applied in sealed environments with continuous monitoring and adjustment, while MA storage involves packaging that modifies the atmosphere passively. These technologies help maintain quality, reduce decay, and extend shelf-life, especially for climacteric fruits.

4.3 Use of humidity control to reduce water loss

Maintaining optimal relative humidity during storage is crucial to minimize water loss through transpiration, which causes weight loss, shriveling, and textural degradation. High humidity levels reduce moisture loss but must be balanced to prevent condensation that fosters microbial growth. Humidity control is achieved through

humidifiers, moisture-retentive packaging, and storage environment design. Proper humidity management preserves firmness, appearance, and overall quality of fruits and vegetables.

4.4 Handling practices to minimize mechanical injury and decay

Mechanical damage during harvesting, packing, transportation, and storage accelerates physiological deterioration and increases susceptibility to microbial infection. Gentle handling, use of cushioned packaging materials, minimizing drop heights, and avoiding overloading are critical practices. Training laborers and optimizing equipment design reduce bruising and cuts. Preventing mechanical injury preserves cellular integrity, maintains quality, and reduces post-harvest losses.

5. Technological Interventions for Shelf-Life Extension

5.1 Application of edible coatings and films

Edible coatings and films form a semi-permeable barrier on the surface of fruits and vegetables, reducing moisture loss, gas exchange, and microbial contamination. They can be composed of natural polymers such as polysaccharides, proteins, and lipids. These coatings help maintain firmness, delay ripening, and preserve sensory attributes. Additionally, coatings may be carriers for antimicrobial agents or antioxidants, further enhancing shelf-life.

5.2 Use of natural and synthetic preservatives

Preservatives inhibit microbial growth and enzymatic activities that cause spoilage. Natural preservatives include essential oils, organic acids, and plant extracts with antimicrobial and antioxidant properties. Synthetic preservatives, such as sulfur dioxide and calcium chloride, are also used under regulated conditions. The choice depends on regulatory approvals, consumer preferences, and effectiveness. Proper application of preservatives extends shelf-life while maintaining safety and quality.

5.3 Packaging innovations for maintaining quality

Advances in packaging technologies focus on maintaining optimal microenvironments, protecting against physical damage, and extending shelf-life. These include breathable films, active packaging with oxygen scavengers or moisture absorbers, and smart packaging that monitors freshness indicators. Modified atmosphere packaging (MAP) is widely used to regulate gas composition around the produce. Packaging innovations enhance convenience, reduce waste, and improve marketability.

5.4 Role of irradiation and other physical treatments

Irradiation uses ionizing radiation to reduce microbial load, delay ripening, and control pests without significantly affecting nutritional quality. Other physical treatments include hot water dips, ultraviolet (UV) radiation, and pulsed light, which can induce resistance to pathogens and delay senescence. These technologies are complementary to conventional storage methods and can enhance shelf-life while meeting safety standards.

6. Physiological Disorders and Quality Deterioration

6.1 Common physiological disorders in fruits and vegetables post-harvest

Post-harvest physiological disorders include chilling injury, internal browning, watercore, and superficial scald, which result from metabolic imbalances or environmental stresses during storage. These disorders manifest as textural changes, discoloration, off-flavors, and reduced marketability. Understanding their causes and symptoms is essential for prevention and management.

6.2 Causes and prevention of chilling injury

Chilling injury occurs when tropical and subtropical produce is exposed to low, non-freezing temperatures, causing membrane damage, enzymatic dysfunction, and oxidative stress. Symptoms include pitting, browning, and increased decay susceptibility. Prevention involves maintaining temperatures above critical thresholds, using temperature conditioning treatments, and selecting tolerant cultivars.

6.3 Disorders related to ethylene sensitivity and imbalance

Excessive or imbalanced ethylene exposure can cause uneven ripening, premature senescence, and physiological disorders such as softening and abscission. Some produce is highly sensitive to ethylene, necessitating its removal or inhibition during storage. Strategies include ethylene scrubbers, use of inhibitors like 1-MCP (1-methylcyclopropene), and controlled atmosphere storage to regulate ethylene effects.

6.4 Strategies to monitor and control quality degradation during storage

Effective quality control involves regular monitoring of temperature, humidity, gas composition, and visual inspection to detect early signs of deterioration. Use of sensors, freshness indicators, and predictive models supports proactive management. Combining proper handling, storage conditions, and technological interventions minimizes quality loss and extends shelf-life.

Conclusion

Effective post-harvest management of fruits and vegetables is critical to preserving quality and extending shelf-life. Integrating proper handling techniques, optimized storage conditions, and advanced technological interventions significantly reduces physiological deterioration and microbial spoilage. The use of sensors, freshness indicators, and predictive models enables proactive monitoring and timely responses to quality changes during storage. By controlling factors such as temperature, humidity, gas composition, and ethylene levels, it is possible to slow metabolic processes like respiration and transpiration that lead to senescence. Additionally, minimizing mechanical injury and employing treatments such as edible coatings and modified atmospheres further enhance shelf-life. A comprehensive approach combining these strategies ensures that produce maintains its nutritional value, texture, and appearance, ultimately reducing post-harvest losses and improving marketability. Continued research and innovation in post-harvest physiology and technology are essential to meet the growing demand for fresh, high-quality fruits and vegetables.

References

Yahia, E. M., & Carrillo-Lopez, A. (Eds.). (2018). Postharvest physiology and biochemistry of fruits and vegetables. Woodhead publishing.

Mishra, V. K., & Gamage, T. V. (2007). Postharvest physiology of fruit and vegetables. In Handbook of food preservation (pp. 37-66). CRC press.

Babitha, K. C. (2006). Physiological basis of extending postharvest shelf life in tomato. Master of Science thesis submitted to the University of Agricultural Sciences, Dharwad.

Palumbo, M., Attolico, G., Capozzi, V., Cozzolino, R., Corvino, A., De Chiara, M. L. V., ... & Cefola, M. (2022). Emerging postharvest technologies to enhance the shelf-life of fruit and vegetables: an overview. Foods, 11(23), 3925.

Irtiza, S. A. B., Wani, A. B., Khan, F. A., Murtaza, I., & Wani, M. Y. (2019). Physiological and biochemical interactions for extending the shelf life of fruits and vegetables: A review. Int. J. Chem. Stud, 7(1), 2153-2166.

De Wit, M., Liguori, G., & Vaštakaitė-Kairienė, V. (2024). Preharvest and postharvest factors affecting fruit and vegetables quality, physiology, and shelf-life. Frontiers in Plant Science, 15, 1522530.

INNOVATIVE AGRICULTURE
www.innovativeagriculture.in
ISSN : 3048 - 989X

Organic Farming: Opportunities and Challenges in Modern Agriculture

Rishi Kumar[1], Pankhuri Raj[2], Shantha Murthy B[3] and Shivani Sharma[4]

[1]M.Sc. Scholar (Horticulture), Department of Plantation Crops, Spices, Medicinal and Aromatic Crops, Rajmata Vijayaraje Scindia Krishi Vishwa Vidyalaya, Gwalior, Madhya Pradesh, India
[2]Student, Department of Soil Science, Dr. Rajendra Prasad Central Agricultural University, Pusa, Bihar, India
[3]Ph.D. Scholar, Department of Soil Science, University of Agricultural Sciences Bangalore, Bengaluru, Karnataka, India
[4]Ph.D. Scholar, Department of Agronomy, Rajmata Vijayaraje Scindia Krishi Vishwa Vidyalaya, Gwalior – 474002, Madhya Pradesh, India
Corresponding Author: Rishi Kumar

1. Introduction to Organic Farming

1.1 Definition and principles of organic farming

Organic farming is an agricultural system that emphasizes the use of natural inputs and processes to maintain soil health, promote biodiversity, and produce food without synthetic chemicals such as pesticides, herbicides, and fertilizers. Its core principles include ecological balance, sustainability, and the conservation of resources, aiming to work in harmony with nature rather than against it. Organic farming prioritizes soil fertility through natural amendments and biological pest control, fostering resilient ecosystems.

1.2 Historical development and global trends

Organic farming has roots in traditional agricultural practices dating back centuries, but it gained formal recognition and scientific validation in the mid-20th century as a response to the environmental and health concerns associated with conventional intensive farming. Globally, organic agriculture has expanded rapidly, with increasing numbers of certified farms and acreage, driven by consumer demand and environmental awareness. Regions such as Europe, North America, and parts of Asia have seen significant growth, supported by international standards and certification bodies.

1.3 Comparison with conventional farming methods

Unlike conventional farming, which relies heavily on synthetic chemicals, genetically modified organisms, and intensive mechanization, organic farming adopts natural inputs and ecological processes. Conventional methods often prioritize maximum yield and short-term productivity, sometimes at the expense of soil degradation and environmental pollution. Organic farming focuses on long-term sustainability, soil regeneration, and minimizing external inputs, which can result in lower yields but improved ecosystem services and product quality.

1.4 Importance in sustainable agriculture

Organic farming plays a critical role in sustainable agriculture by enhancing soil health, reducing pollution, conserving water, and promoting biodiversity. It supports the resilience of farming systems against climate change and resource depletion. By avoiding harmful chemicals and fostering natural cycles, organic agriculture contributes to food security, environmental protection, and the well-being of farming communities, aligning with global sustainability goals.

2. Opportunities in Organic Farming

2.1 Environmental benefits and ecosystem services

Organic farming enhances environmental quality by reducing chemical runoff, improving soil organic matter, and increasing biodiversity both above and below ground. It supports ecosystem services such as pollination, natural pest regulation, and carbon sequestration. These benefits contribute to healthier landscapes and mitigate negative impacts associated with conventional agriculture, including soil erosion and water contamination.

2.2 Market growth and consumer demand

The organic food market has experienced robust growth driven by increasing consumer awareness of health and environmental issues. Demand for organic products spans fresh produce, dairy, meat, and processed foods, often commanding premium prices. This market expansion provides economic incentives for farmers to adopt organic practices and encourages investment in organic supply chains and certification infrastructure.

2.3 Health advantages of organic products

Organic products are perceived to have health benefits due to the absence of synthetic pesticides, fertilizers, and genetically modified organisms. Studies suggest they may contain higher levels of certain nutrients and antioxidants. Reduced exposure to chemical residues and antibiotic-resistant bacteria in organic food contributes to consumer preference and public health considerations.

2.4 Support from government policies and subsidies

Many governments worldwide have introduced policies, subsidies, and certification programs to promote organic farming as part of broader sustainable agriculture and rural development strategies. These supports include financial incentives, technical assistance, research funding, and market development initiatives, which help reduce transition costs and encourage adoption among farmers.

Table 1. Opportunities in Organic Farming

Opportunity Area	Key Aspects / Drivers	Mechanism / Principle	Benefits / Outcomes
Environmental Benefits	Reduced chemicals, biodiversity, soil health	Natural inputs and ecological balance	Improved ecosystem services and sustainability
Market Growth & Demand	Rising consumer awareness, premium pricing	Expansion of organic supply chains	Higher farmer income and market opportunities
Health Advantages	Chemical-free products, higher antioxidants	Avoidance of synthetic inputs	Safer food and improved public health
Government Support	Subsidies, certification, training programs	Policy incentives and institutional support	Increased adoption of organic farming
Export Potential	Global demand for organic products	International certification and trade	Access to premium global markets
Employment Generation	Labor-intensive practices	More human involvement in farming	Rural employment and livelihood enhancement
Soil Fertility Improvement	Organic inputs, compost, biofertilizers	Enhanced soil biological activity	Long-term soil productivity
Climate Sustainability	Carbon sequestration, low emissions	Reduced chemical use and improved soil carbon	Climate-resilient farming systems

3. Soil Health and Fertility Management

3.1 Techniques for maintaining soil fertility organically

Organic soil fertility management relies on practices such as green manuring, compost application, and the use of animal manures to supply essential nutrients. These methods improve soil nutrient cycling, enhance microbial activity, and maintain balanced fertility without synthetic inputs. Maintaining soil cover through mulching also prevents erosion and moisture loss.

3.2 Role of crop rotation and cover crops

Crop rotation disrupts pest and disease cycles and improves nutrient availability by alternating plant species with different nutrient demands and root structures. Cover crops protect soil from erosion, fix atmospheric nitrogen, and add organic matter, thereby enhancing soil structure and fertility. Together, these practices sustain long-term soil productivity in organic systems.

3.3 Use of organic fertilizers and composting

Organic fertilizers, including compost, animal manure, and plant residues, provide slow-release nutrients that improve soil physical properties and biological activity. Composting transforms organic waste into stable humus, enriching soil organic matter and promoting beneficial microorganisms essential for nutrient availability and soil health.

3.4 Impact on soil biodiversity and structure

Organic farming fosters diverse soil biota such as earthworms, fungi, and bacteria, which contribute to nutrient cycling, soil aggregation, and disease suppression. Improved soil structure enhances water infiltration, root penetration, and aeration, leading to more resilient and productive soils compared to conventionally managed soils.

4. Pest and Disease Management

4.1 Integrated pest management in organic systems

Integrated Pest Management (IPM) in organic farming combines cultural, biological, and mechanical control methods to manage pests sustainably. It emphasizes monitoring pest populations, using resistant varieties, and applying interventions only when necessary to minimize pest damage while preserving beneficial organisms.

4.2 Biological control methods and natural predators

Organic systems utilize natural enemies such as predatory insects, parasitoids, and microbial agents to control pest populations. Encouraging habitat diversity and avoiding broad-spectrum pesticides help maintain these beneficial populations, reducing reliance on chemical controls.

4.3 Crop diversification to reduce pest incidence

Diversifying crops through intercropping, polycultures, and agroforestry disrupts pest life cycles and reduces host availability. This diversity enhances ecosystem resilience and lowers the risk of widespread pest outbreaks by creating less favorable conditions for pests to establish and multiply.

4.4 Challenges in controlling pests without synthetic chemicals

Organic pest management faces challenges including limited availability of effective organic pesticides, slower action of biological controls, and increased labor requirements for monitoring and mechanical controls. Some pests may be harder to control, leading to potential yield losses and requiring innovative management strategies and ongoing research.

5. Economic Challenges

5.1 Higher production costs and labor intensity

Organic farming generally incurs higher production costs compared to conventional agriculture due to increased labor requirements for manual weeding, pest monitoring, and diversified crop management. The avoidance of synthetic chemicals necessitates more time-intensive practices such as compost preparation and crop rotation planning. These factors contribute to greater labor demands and operational complexity, impacting overall profitability.

5.2 Certification and compliance expenses

Obtaining organic certification involves rigorous documentation, inspection fees, and compliance with strict standards, which can be costly and time-consuming for farmers. Smallholder farmers may face barriers due to the financial and administrative burdens of certification processes, limiting their access to organic markets and subsidies. Maintaining certification requires continuous adherence to evolving regulations and standards.

5.3 Market price volatility and competition

While organic products often command premium prices, market volatility and fluctuating consumer demand can affect income stability for organic farmers. Increased competition from both certified and non-certified producers, as well as imports, can pressure prices. Additionally, supply chain inefficiencies and limited market access in some regions constrain profitability and growth potential.

5.4 Access to organic inputs and resources

Availability and affordability of quality organic inputs such as seeds, organic fertilizers, and biopesticides remain a challenge in many areas. Limited supply chains and lack of local production of organic inputs can force farmers

to rely on expensive or suboptimal alternatives. This scarcity can hinder effective organic management and restrict expansion of organic farming practices.

Table 2. Economic Challenges in Organic Farming

Challenge Area	Key Issues	Underlying Causes	Implications / Outcomes
High Production Cost	Labor-intensive practices	Manual operations, no synthetic inputs	Increased cost of cultivation
Certification Expenses	Costly certification and compliance	Inspection fees, documentation	Limited access for small farmers
Market Price Volatility	Fluctuating prices and demand	Competition, supply chain inefficiencies	Income instability
Limited Organic Inputs	Scarcity of seeds, fertilizers, biopesticides	Weak supply chains	Reduced productivity and expansion
Knowledge & Skill Gaps	Lack of technical expertise	Limited training and extension services	Inefficient adoption of organic practices
Transition Period Loss	Yield reduction during conversion phase	Soil adjustment and system shift	Temporary income loss
Market Access Constraints	Limited infrastructure and networks	Poor logistics and awareness	Reduced profitability

6. Social and Community Impact

6.1 Empowerment of smallholder farmers

Organic farming offers opportunities for smallholder farmers to increase self-reliance by utilizing locally available resources and traditional knowledge. It can enhance income through access to niche markets and reduce dependence on costly external inputs. This empowerment supports livelihoods and contributes to poverty alleviation in rural communities.

6.2 Promotion of rural development and livelihoods

By fostering diversified farming systems and value-added organic products, organic agriculture stimulates rural economies and creates employment opportunities beyond farming, including processing, certification, and marketing. These activities contribute to the socio-economic development of rural areas and improve community well-being.

6.3 Consumer awareness and education

Growing consumer interest in organic products drives demand and influences market dynamics. Educational initiatives and transparent labeling help build trust and inform consumers about the benefits of organic farming, encouraging sustainable consumption patterns. Increased awareness also supports policy advocacy and investment in organic agriculture.

6.4 Role in preserving traditional farming knowledge

Organic farming often integrates indigenous practices and local crop varieties, helping to preserve agricultural heritage and biodiversity. This preservation supports cultural identity and resilience by maintaining diverse farming systems adapted to local environments and challenges.

7. Future Prospects and Innovations

7.1 Advances in organic farming technologies

Emerging technologies such as precision agriculture tools adapted for organic systems, improved biopesticides, and biofertilizers are enhancing productivity and pest management. Innovations in sensors, data analytics, and automation tailored to organic practices promise to reduce labor intensity and increase efficiency.

7.2 Integration with agroecological practices

The convergence of organic farming with agroecology emphasizes ecosystem-based management, biodiversity conservation, and social equity. This integration fosters resilient farming landscapes by combining scientific knowledge with traditional practices to optimize resource use and ecological balance.

7.3 Potential for scaling up and global adoption

Increasing global demand and supportive policies create opportunities for scaling organic agriculture beyond niche markets. Expansion requires addressing challenges such as input supply, certification accessibility, and knowledge dissemination to enable wider adoption, especially in developing countries.

7.4 Research needs and policy recommendations

Future progress depends on targeted research to improve organic crop varieties, pest control methods, and soil management under diverse agroclimatic conditions. Policy frameworks should focus on incentivizing organic transition, supporting farmer training, enhancing certification systems, and promoting market development to sustain growth and impact.

Conclusion

Organic farming represents a sustainable agricultural approach that prioritizes ecological balance, soil health, and biodiversity while minimizing reliance on synthetic inputs. Its expansion offers significant environmental, health, and socio-economic benefits, including improved ecosystem services, enhanced consumer demand, and empowerment of smallholder farmers. However, challenges such as higher production costs, certification complexities, market volatility, and limited access to organic inputs constrain its broader adoption. Future prospects for organic agriculture depend on innovations in technology, integration with agroecological principles, and supportive policy frameworks. Targeted research is essential to develop improved crop varieties, effective pest management strategies, and adaptive soil fertility practices suited to diverse agroclimatic zones. Policy measures should incentivize organic transitions, facilitate farmer training, streamline certification processes, and promote market development to sustain growth. Addressing these factors holistically will enable organic farming to scale globally, contributing meaningfully to sustainable agriculture, rural development, and environmental conservation goals.

References

Tanveer, M., Hussain, A., Nadeem, M. A., Hanif, A., Raza, A., Awais, M., & Iftikhar, R. (2025). Organic Farming Opportunities and Challenges. Improving Crop Quality and Enhancing Sustainability in Agriculture, 54-70.

Srivastava, A. K., Kumar, A., Vigyan, K., & Bokaro, K. (2022). Exploring organic farming: Advantages, challenges, and future directions. Plant Science Archives, 9(13), 9-13.

Singh, S. K., Krishna, H., Sharma, S., Singh, R. K., Tripathi, A. N., & Behera, T. K. (2024). Organic farming in vegetable crops: Challenges and opportunities. Vegetable Science, 51, 1-10.

Pandey, J., & Singh, A. (2012). Opportunities and constraints in organic farming: an Indian perspective. Journal of Scientific Research, 56(1), 47-72.

Gyarmati, G. (2016). Challenges and Opportunities of Organic Farming. Thinking Together The economy in practice, 99.

Jouzi, Z., Azadi, H., Taheri, F., Zarafshani, K., Gebrehiwot, K., Van Passel, S., & Lebailly, P. (2017). Organic farming and small-scale farmers: Main opportunities and challenges. Ecological economics, 132, 144-154.

Jouzi, Z., Azadi, H., Taheri, F., Zarafshani, K., Gebrehiwot, K., Van Passel, S., & Lebailly, P. (2017). Organic farming and small-scale farmers: Main opportunities and challenges. Ecological economics, 132, 144-154.

INNOVATIVE AGRICULTURE
www.innovativeagriculture.in
ISSN : 3048 - 989X

Next- Generation Crops: Genome Engineering and Genomic Prediction

Udit Prakash[1] and Nakka Amulya[1]

[1]Ph.D. Scholar, Department of Genetics and Plant Breeding, College of Agriculture, Mandore, Agriculture University Jodhpur

1. Introduction to Next-Generation Crops

1.1 Definition and significance of next-generation crops

Next-generation crops refer to plants developed using advanced biotechnological tools, particularly genome engineering and genomic prediction, to enhance traits such as yield, stress tolerance, and nutritional quality. These crops are pivotal in addressing global challenges like food security, climate change, and sustainable agriculture by enabling precise and accelerated breeding compared to traditional methods. Their significance lies in the potential to produce resilient, high-performing varieties that meet increasing agricultural demands while reducing environmental impact.

1.2 Overview of genome engineering in crop improvement

Genome engineering encompasses a suite of molecular techniques that allow targeted modifications in plant genomes to introduce or enhance desirable traits. Unlike conventional breeding, genome engineering enables precise edits at specific genomic loci, facilitating rapid development of improved crop varieties. Tools such as CRISPR-Cas, TALENs, and base editors have revolutionized crop improvement by enabling gene knockouts, insertions, or base substitutions, thereby accelerating trait development for disease resistance, stress tolerance, and yield enhancement.

1.3 Role of genomic prediction in modern agriculture

Genomic prediction integrates genotypic data with phenotypic information to predict the breeding value of plants before phenotypic traits are fully expressed. This approach leverages statistical and machine learning models to estimate the genetic potential of breeding lines, thus reducing breeding cycles and costs. In modern agriculture, genomic prediction supports selection decisions, optimizes resource allocation, and enhances the efficiency of breeding programs, particularly for complex traits governed by multiple genes and environmental interactions.

1.4 Challenges and opportunities in developing next-generation crops

Challenges include technical limitations such as off-target effects in genome editing, incomplete understanding of complex trait genetics, and integration of multi-omics data. Regulatory hurdles and public acceptance also pose significant barriers. However, opportunities arise from continuous advancements in genome editing precision, high-throughput phenotyping, and computational methods, which collectively enable the design of crops tailored for specific environments and needs. The integration of genome engineering with genomic prediction offers unprecedented potential for sustainable crop improvement.

2. Genome Engineering Technologies

2.1 CRISPR-Cas systems and their applications

CRISPR-Cas systems, particularly CRISPR-Cas9, are widely used for precise genome editing in crops due to their simplicity, efficiency, and versatility. They enable targeted DNA double-strand breaks that facilitate gene knockouts, insertions, or replacements. Applications include developing disease-resistant varieties, modifying metabolic pathways for improved nutrition, and enhancing stress tolerance. Variants like CRISPR-Cas12 and base editors expand the editing toolkit by enabling single-base modifications without double-strand breaks.

2.2 TALENs and zinc finger nucleases in crop modification

TALENs (Transcription Activator-Like Effector Nucleases) and zinc finger nucleases (ZFNs) are programmable nucleases that recognize specific DNA sequences to induce targeted genome modifications. While more complex to design than CRISPR systems, they have been successfully employed in various crops for trait improvement. TALENs and ZFNs enable precise gene editing for traits such as herbicide resistance and yield enhancement, serving as complementary tools where CRISPR may have limitations.

2.3 Base editing and prime editing techniques

Base editing allows direct, irreversible conversion of one DNA base into another without inducing double-strand breaks, reducing unintended mutations. Cytosine and adenine base editors have been applied to introduce point mutations conferring beneficial traits. Prime editing, a newer technology, combines reverse transcriptase with a CRISPR-Cas nickase to enable targeted insertions, deletions, and all types of base substitutions with higher precision and fewer off-target effects, expanding the scope of genome engineering in crops.

2.4 Delivery methods for genome editing tools in plants

Efficient delivery of genome editing components into plant cells is critical for successful editing. Methods include Agrobacterium-mediated transformation, biolistic particle delivery (gene gun), and protoplast transfection. Emerging approaches such as nanoparticle-mediated delivery and viral vectors aim to improve efficiency and reduce tissue culture dependence. The choice of delivery method affects editing efficiency, off-target rates, and regulatory classification of the resulting plants.

Table 1. Genome Engineering Technologies in Crop Improvement

Technology / Approach	Key Features / Tools	Mechanism / Principle	Applications / Outcomes
CRISPR-Cas Systems	Cas9, Cas12, base editors	Targeted DNA cleavage or base modification	Disease resistance, stress tolerance, nutrition improvement
TALENs & Zinc Finger Nucleases (ZFNs)	Programmable DNA-binding proteins	Sequence-specific DNA cleavage	Trait improvement, herbicide resistance, yield enhancement
Base Editing & Prime Editing	Cytosine/adenine editors, prime editors	Precise base conversion without DSBs	Reduced off-target effects, precise trait modification
Delivery Methods	Agrobacterium, gene gun, protoplast, nanoparticles	Transfer of editing tools into plant cells	Efficient genome editing and transformation
Off-target Management	High-fidelity Cas variants, guide RNA design	Minimizing unintended edits	Improved precision and safety
Multiplex Editing	Multiple gene targeting	Simultaneous editing of several loci	Complex trait improvement
Regulatory Considerations	Biosafety, genome-edited crop policies	Depends on editing method and transgene presence	Market approval and adoption
Emerging Tools	Epigenome editing, CRISPRi/CRISPRa	Gene regulation without DNA change	Advanced crop trait modulation

3. Genomic Prediction Approaches

3.1 Principles of genomic selection in crop breeding

Genomic selection involves using genome-wide marker data to predict the genetic value of breeding candidates. It operates on the principle that dense marker coverage captures most genetic variation underlying traits. By building prediction models from training populations with known genotypes and phenotypes, breeders can estimate genomic estimated breeding values (GEBVs) for unphenotyped individuals, accelerating selection and reducing the breeding cycle length.

3.2 Statistical models used in genomic prediction

Common statistical models include Best Linear Unbiased Prediction (BLUP) and genomic BLUP (GBLUP), which incorporate genomic relationships among individuals. Bayesian methods (BayesA, BayesB, BayesC) and machine learning algorithms (random forests, support vector machines) offer flexible frameworks to capture complex genetic architectures. Model choice depends on trait heritability, marker density, and computational resources, influencing prediction accuracy.

3.3 Integration of phenotypic and genotypic data

Effective genomic prediction requires combining high-quality phenotypic data with dense genotypic information. Phenotyping across multiple environments captures genotype-by-environment interactions, improving model robustness. Integrating multi-trait and longitudinal data further enhances prediction power. Advanced statistical frameworks allow simultaneous analysis of diverse data types, facilitating more accurate selection decisions.

3.4 Advances in machine learning for genomic prediction

Machine learning approaches, including deep learning and ensemble methods, handle large, complex datasets and nonlinear relationships better than traditional models. These methods improve prediction accuracy for complex traits by capturing epistatic interactions and environmental effects. Their application in crop breeding is growing, supported by increasing computational power and availability of big data from genomics and phenomics platforms.

4. Trait Improvement through Genome Engineering

4.1 Enhancing disease resistance in crops

Genome engineering enables the precise modification of resistance genes or susceptibility loci, allowing crops to better withstand pathogens. Strategies include knocking out susceptibility genes, inserting resistance gene variants, or editing regulatory regions to enhance defense responses. This approach accelerates the development of durable disease-resistant varieties, reducing reliance on chemical controls.

4.2 Improving abiotic stress tolerance (drought, salinity)

Targeted editing of genes involved in stress perception, signaling, and response pathways can enhance tolerance to abiotic stresses such as drought and salinity. Modifications may improve water-use efficiency, osmoprotectant accumulation, or ion homeostasis. Genome engineering allows stacking of multiple stress tolerance traits, contributing to crop resilience under changing climate conditions.

4.3 Nutritional quality enhancement via genome editing

Editing genes controlling nutrient biosynthesis, accumulation, or anti-nutritional factors can improve the nutritional profile of crops. Examples include increasing vitamin, mineral, or essential amino acid content, and reducing allergens or toxins. Genome editing accelerates biofortification efforts, enabling the production of healthier food crops tailored to nutritional needs.

4.4 Yield improvement strategies using genome engineering

Yield is a complex trait influenced by multiple genes and pathways. Genome engineering targets key regulators of plant architecture, flowering time, photosynthetic efficiency, and resource allocation to enhance productivity. Precise edits can optimize traits such as grain size, number, and biomass, contributing to increased yield potential while maintaining or improving stress tolerance.

5. Data Resources and Bioinformatics Tools

5.1 Genomic databases relevant to crop species

Genomic databases serve as foundational repositories containing sequence data, gene annotations, and functional information for various crop species. These databases facilitate access to reference genomes, variant catalogs, and transcriptomic profiles essential for genome engineering and genomic prediction. Examples include species-specific databases and integrated platforms that support comparative genomics, enabling researchers to identify candidate genes and markers for trait improvement. The availability and quality of these databases directly impact the accuracy and efficiency of breeding programs.

5.2 Bioinformatics pipelines for genome editing design

Bioinformatics pipelines streamline the design of genome editing experiments by identifying target sites, predicting off-target effects, and optimizing guide RNA sequences. These computational workflows integrate sequence alignment, motif scanning, and specificity scoring algorithms to ensure precision in editing. Additionally, they support multiplex editing strategies and facilitate the selection of editing tools best suited for particular genomic contexts. Effective pipelines reduce experimental trial-and-error and enhance the success rate of genome modifications in crops.

5.3 Computational tools for genomic prediction accuracy

Computational tools implement statistical and machine learning models to analyze large-scale genotypic and phenotypic datasets for genomic prediction. These tools provide functionalities such as marker effect estimation, cross-validation, and model comparison to optimize prediction accuracy. They accommodate different types of genetic architectures and environmental interactions, enabling breeders to select the most predictive models for their target traits. The integration of these tools into breeding pipelines accelerates decision-making and resource allocation.

5.4 Data integration platforms for breeding programs

Data integration platforms consolidate diverse datasets, including genomic, phenotypic, environmental, and management information, into unified frameworks accessible to breeders and researchers. These platforms support data visualization, querying, and analysis, facilitating the interpretation of complex genotype-by-environment interactions. By enabling seamless data sharing and collaboration, integration platforms enhance the scalability and reproducibility of breeding efforts, promoting the development of next-generation crops tailored to specific agroecological zones.

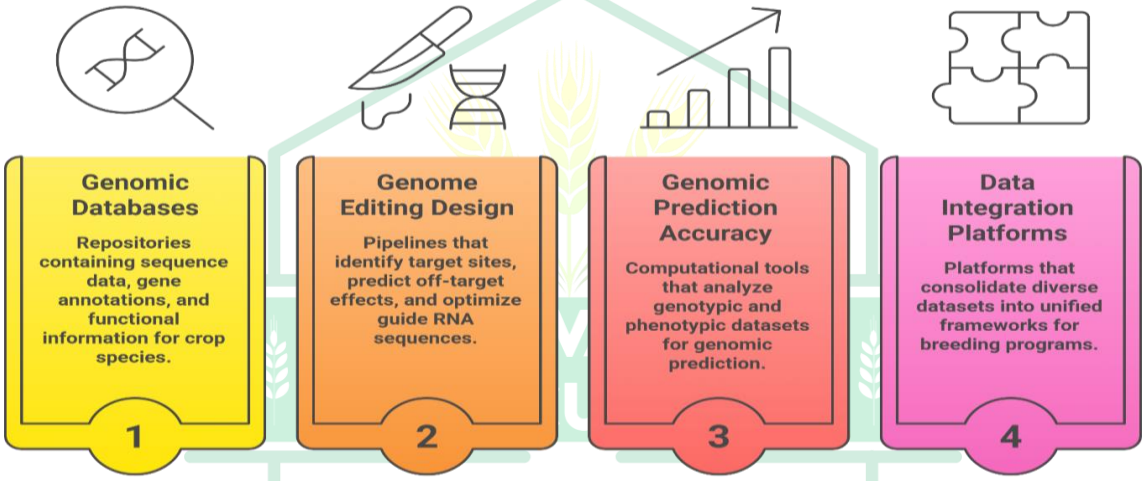

Figure 1: Bioinformatics Tools for Crop Breeding

6. Regulatory and Ethical Considerations

6.1 Regulatory frameworks governing genome-edited crops

Regulatory frameworks for genome-edited crops vary globally, encompassing guidelines on risk assessment, safety evaluation, and approval processes. Some jurisdictions differentiate genome-edited crops from traditional genetically modified organisms (GMOs) based on the presence or absence of foreign DNA. These frameworks influence research, commercialization, and international trade of edited crops. Understanding and navigating regulatory requirements is critical to the timely deployment of genome engineering innovations in agriculture.

6.2 Public perception and acceptance of genetically engineered crops

Public perception shapes the adoption and market success of genome-edited crops. Factors influencing acceptance include awareness, perceived benefits and risks, cultural values, and trust in regulatory bodies. Transparent communication, stakeholder engagement, and education initiatives are essential to address misconceptions and build confidence. Positive public perception can facilitate regulatory approval and encourage investment in genome engineering technologies for sustainable agriculture.

6.3 Ethical issues in genome editing and biodiversity

Ethical considerations involve the potential impacts of genome editing on biodiversity, ecosystem balance, and socio-economic equity. Concerns include unintended consequences on non-target species, gene flow to wild relatives, and access disparities between developed and developing regions. Ethical frameworks advocate for responsible innovation, precautionary measures, and inclusive decision-making to ensure that genome engineering benefits are equitably distributed without compromising environmental integrity.

6.4 Intellectual property and access to genome engineering technologies

Intellectual property (IP) rights govern the ownership and use of genome engineering tools and edited crop varieties. Patent landscapes influence research freedom, technology dissemination, and breeding innovation. Balancing IP protection with open access initiatives is vital to promote widespread adoption, especially in resource-limited settings. Strategies such as licensing agreements, public-private partnerships, and collaborative platforms can enhance technology accessibility and foster equitable crop improvement.

7. Future Perspectives and Innovations

7.1 Emerging genome engineering technologies on the horizon

Next-generation genome engineering technologies are expanding the toolkit for crop improvement, including RNA-guided transposases, epigenome editing, and synthetic transcription factors. These innovations promise greater precision, reversibility, and control over gene expression without altering DNA sequences. Continued development of such technologies will enable more sophisticated trait manipulation, addressing complex agricultural challenges with minimal unintended effects.

7.2 Potential of multi-omics integration in crop improvement

Integrating multi-omics data genomics, transcriptomics, proteomics, metabolomics—provides comprehensive insights into plant biology and trait regulation. This holistic approach enhances the identification of key regulatory networks and biomarkers for breeding. Multi-omics integration supports the development of predictive models with improved accuracy, enabling the design of crops with optimized performance and resilience in diverse environments.

7.3 Role of synthetic biology in next-generation crops

Synthetic biology combines engineering principles with biology to construct novel genetic circuits and metabolic pathways in crops. This approach enables the creation of entirely new traits, such as biosynthesis of valuable compounds, enhanced photosynthetic efficiency, or environmental sensing capabilities. Synthetic biology holds transformative potential for sustainable agriculture by enabling customizable and programmable crop traits beyond natural variation.

7.4 Strategies for sustainable deployment of genome-edited crops

Sustainable deployment involves integrating genome-edited crops into agroecosystems with consideration for environmental, economic, and social factors. Strategies include developing crops adapted to low-input farming, promoting biodiversity-friendly practices, and ensuring equitable access to technologies. Monitoring and stewardship programs are essential to assess long-term impacts and maintain public trust. Collaborative frameworks among scientists, policymakers, farmers, and consumers will be key to realizing the benefits of genome engineering sustainably.

References

Gao, C. (2021). Genome engineering for crop improvement and future agriculture. Cell, 184(6), 1621-1635.

Jeon, D., Kang, Y., Lee, S., Choi, S., Sung, Y., Lee, T. H., & Kim, C. (2023). Digitalizing breeding in plants: A new trend of next-generation breeding based on genomic prediction. Frontiers in Plant Science, 14, 1092584.

Kumawat, S., Pragati, K., Garkoti, P., Singh, A., & Senthilkumar, V. (2025). Next-Gen Seeds: Harnessing Genetic Engineering for Improving Seed Quality Traits. In Advances in Seed Quality Evaluation and Improvement (pp. 273-307). Singapore: Springer Nature Singapore.

National Academies of Sciences, Engineering, and Medicine. (2016). Future Genetic-Engineering Technologies. In Genetically Engineered Crops: Experiences and Prospects. National Academies Press (US).

Roychoudhury, A. (2020). Next generation sequencing: prospects in plant breeding and crop improvement. SF J Agri Crop Manag. 2020; 1 (1), 1004.

Bhat, J. A., Ali, S., Salgotra, R. K., Mir, Z. A., Dutta, S., Jadon, V., ... & Prabhu, K. (2016). Genomic selection in the era of next generation sequencing for complex traits in plant breeding. Frontiers in genetics, 7, 221.

Fridman, E., & Zamir, D. (2012). Next-generation education in crop genetics. Current opinion in plant biology, 15(2), 218-223.

INNOVATIVE AGRICULTURE
www.innovativeagriculture.in
ISSN : 3048 - 989X

Quantitative Assessment of Soil Organic Carbon Dynamics under Long-Term Cropping Systems

Hitesh Kumar Khyalia[1], Hemant Singh Raghuvanshi[1] and Bhagwan Singh Patel[2]

[1]M.Sc. (Soil Science), Department of Soil Science and Agricultural Chemistry, Jawaharlal Nehru Krishi Vishwa Vidyalaya, Jabalpur, Madhya Pradesh, India
[2]M.Sc. (Agriculture), Department of Plant Pathology, Jawaharlal Nehru Krishi Vishwa Vidyalaya, Jabalpur, Madhya Pradesh, India
Corresponding Author: Hitesh Kumar Khyalia

1. Introduction

1.1 Importance of soil organic carbon (SOC) in ecosystems

Soil organic carbon (SOC) is a critical component of soil organic matter, playing a fundamental role in maintaining soil structure, fertility, and biological activity. It acts as a reservoir of nutrients essential for plant growth and supports diverse microbial communities. SOC also influences water retention and soil aggregation, thereby enhancing soil resilience to erosion and degradation. Beyond its local benefits, SOC is integral to global carbon cycling, serving as a major sink that mitigates atmospheric carbon dioxide levels and helps regulate climate.

1.2 Effects of long-term cropping on SOC levels

Long-term cropping systems significantly impact SOC dynamics through continuous plant biomass input, root exudation, and soil disturbance. Practices such as monoculture, crop rotation, and intercropping differentially affect the quantity and quality of organic inputs to soil. Additionally, tillage intensity and residue management alter SOC decomposition rates and microbial activity. Over extended periods, these factors collectively determine whether SOC stocks are depleted or enhanced, influencing soil productivity and sustainability.

1.3 Goals and focus of the SOC assessment

This assessment aims to quantitatively evaluate the changes in SOC under various long-term cropping systems, identifying key drivers and patterns of SOC accumulation or loss. It focuses on synthesizing methodologies for accurate SOC measurement, understanding interactions between cropping practices and SOC turnover, and highlighting factors that modulate SOC dynamics. The goal is to provide a comprehensive framework to guide sustainable agricultural management that optimizes SOC sequestration.

1.4 Common methods used to measure SOC

Quantification of SOC involves a combination of field sampling strategies and laboratory analyses. Standard approaches include soil core collection at different depths and time intervals to capture temporal and spatial variability. Laboratory methods such as dry combustion and wet oxidation are commonly employed for SOC concentration determination. Additionally, modeling tools simulate SOC dynamics over time, integrating empirical data to predict long-term trends under varied cropping scenarios. Data analysis techniques are crucial to interpret SOC changes accurately and assess their significance.

2. Soil Organic Carbon: Concepts and Importance

2.1 What SOC is and its different forms

SOC encompasses a complex mixture of organic compounds derived from plant and microbial residues, including decomposed litter, humic substances, and living microbial biomass. It exists in particulate forms, dissolved organic carbon, and mineral-associated organic matter, each exhibiting distinct stability and turnover rates. Understanding these forms is essential to assess SOC's role in soil processes and its susceptibility to environmental changes.

2.2 SOC's role in maintaining soil fertility

SOC contributes to nutrient cycling by serving as a source and sink for essential elements like nitrogen, phosphorus, and sulfur. It enhances cation exchange capacity, improving nutrient retention and availability to plants. By improving soil structure and porosity, SOC facilitates root penetration and water infiltration, which are

vital for healthy crop growth. The biological activity supported by SOC also aids in suppressing soil-borne diseases and promoting beneficial symbiotic relationships.

Table 1. Role of Soil Organic Carbon (SOC) in Soil Fertility

Aspect	Key Functions	Mechanism / Principle	Benefits / Outcomes
Nutrient Cycling	Source & reservoir of N, P, S	Mineralization and immobilization processes	Continuous nutrient supply to plants
Nutrient Retention	Improved cation exchange capacity (CEC)	Adsorption of nutrients on organic surfaces	Reduced leaching, better nutrient use
Soil Structure Improvement	Enhanced aggregation and porosity	Binding of soil particles	Better root growth and water infiltration
Biological Activity	Supports microbes and symbiotic organisms	Provides energy and habitat for microbes	Disease suppression and improved soil health
Water Holding Capacity	Increased moisture retention	Organic matter absorbs and stores water	Improved drought tolerance
Soil Buffering Capacity	Stabilizes soil pH and chemical balance	Neutralization of acids and toxins	Improved nutrient availability
Carbon Sequestration	Long-term carbon storage	Formation of stable organic compounds	Climate change mitigation
Soil Resilience	Improved response to stress conditions	Enhanced biological and physical stability	Sustainable productivity

2.3 SOC's impact on carbon storage and climate regulation

SOC acts as a major terrestrial carbon pool, storing more carbon than the atmosphere and vegetation combined. Its accumulation reduces greenhouse gas concentrations, mitigating climate change impacts. Conversely, SOC loss through oxidation or erosion releases CO_2, contributing to global warming. Therefore, maintaining or increasing SOC stocks is a critical strategy for climate change mitigation and sustainable land management.

2.4 Key factors influencing SOC stability

SOC stability is governed by intrinsic soil properties such as texture, mineralogy, and aggregate formation, which protect organic matter from microbial decomposition. Environmental conditions including temperature, moisture, and pH further modulate microbial activity and SOC turnover. Land management practices, such as residue retention, cover cropping, and reduced tillage, also influence SOC stabilization by affecting organic inputs and soil disturbance levels.

3. Long-Term Cropping Systems and Their Influence on SOC

3.1 Different cropping systems and their characteristics

Long-term cropping systems include monoculture (single crop cultivation), crop rotation (sequential cultivation of different crops), and intercropping (simultaneous cultivation of multiple crops). Each system varies in biomass production, root architecture, and residue quality, which influence the quantity and type of organic inputs to soil. These differences directly affect SOC accumulation and turnover rates.

3.2 How tillage and residue affect SOC

Tillage disrupts soil aggregates, exposing SOC to microbial decomposition and accelerating carbon loss. Conversely, reduced or no-till systems preserve soil structure, enhancing SOC protection. Crop residue management, including retention or removal, determines the amount of organic material returned to the soil, influencing SOC replenishment. Residue quality, such as lignin content, also affects decomposition rates and SOC stabilization.

3.3 Crop types and biomass contributions to SOC

Different crops contribute varying amounts and qualities of biomass to the soil through root exudates, litter, and residues. Perennial and deep-rooted crops tend to enhance SOC more effectively than annuals due to greater belowground carbon inputs. Leguminous crops can improve soil nitrogen status, indirectly promoting SOC accumulation by stimulating microbial activity and plant growth.

3.4 Relationship between cropping and soil microbes

Cropping systems influence soil microbial community composition and function, which are pivotal in SOC decomposition and formation. Diverse cropping systems generally support higher microbial diversity and activity, enhancing SOC turnover and nutrient cycling. Microbial biomass itself constitutes a dynamic fraction of SOC, linking biological processes to carbon stabilization mechanisms.

4. Quantitative Methods for Assessing SOC Dynamics

4.1 Strategies for soil sampling over time

Effective SOC assessment requires systematic soil sampling protocols that consider spatial heterogeneity and temporal variability. Sampling at multiple soil depths and repeated intervals captures SOC distribution and temporal trends. Stratified random sampling and grid-based approaches improve representativeness, while composite sampling reduces analytical variability.

4.2 Laboratory techniques to quantify SOC

Laboratory analyses for SOC include dry combustion methods using elemental analyzers, which provide precise total organic carbon measurements. Wet oxidation techniques, such as Walkley-Black, are alternative methods but may underestimate SOC. Advances in spectroscopic and isotopic techniques allow detailed characterization of SOC fractions and turnover rates.

4.3 Models used to simulate SOC changes

Process-based models simulate SOC dynamics by integrating inputs, decomposition rates, and environmental factors, enabling predictions under different cropping scenarios. Empirical models use observed data to estimate SOC changes statistically. These models help in understanding long-term trends and evaluating the impact of management practices on SOC sequestration.

4.4 Approaches to analyze SOC data

Data analysis involves statistical methods to detect significant changes in SOC stocks over time and across treatments. Techniques include variance analysis, regression modeling, and time-series analysis. Interpretation requires accounting for soil heterogeneity, measurement errors, and environmental variability to draw robust conclusions about SOC dynamics.

5. Factors Modulating SOC Changes under Cropping Systems

5.1 Soil physical and mineral properties

Soil texture, structure, and mineralogy critically influence SOC dynamics by affecting organic matter protection and microbial accessibility. Fine-textured soils with higher clay content tend to stabilize SOC through mineral associations and aggregate formation, reducing decomposition rates. Soil structure impacts aeration and moisture retention, which regulate microbial activity and SOC turnover. Mineralogy, including the presence of iron and aluminum oxides, enhances SOC stabilization by forming organo-mineral complexes that protect carbon from microbial degradation.

5.2 Climate influences on SOC dynamics

Temperature and precipitation patterns govern SOC decomposition and accumulation by modulating microbial metabolism and plant productivity. Warmer temperatures generally accelerate SOC mineralization, leading to carbon loss, whereas cooler climates favor SOC preservation. Moisture availability influences soil aeration and microbial activity; both drought and excessive wetness can limit SOC turnover. Seasonal and interannual climate variability also affects biomass inputs and residue decomposition, thereby shaping SOC temporal dynamics.

5.3 Effects of management practices on SOC

Agronomic practices such as fertilization, irrigation, and crop residue management directly impact SOC by altering organic inputs and soil conditions. Fertilizer application can enhance plant growth and biomass return, indirectly increasing SOC, but excessive use may disrupt soil microbial balance. Irrigation influences soil moisture regimes, affecting microbial activity and SOC decomposition rates. Residue retention promotes SOC replenishment, while residue removal or burning reduces organic inputs, accelerating SOC depletion. Conservation practices like cover cropping and reduced tillage further modulate SOC by minimizing disturbance and enhancing organic matter inputs.

5.4 Historical land use and initial SOC levels

Past land use and baseline SOC stocks set the context for current SOC dynamics under cropping systems. Soils with historically high organic carbon may exhibit different responses to management than degraded soils with low SOC. Legacy effects of previous cultivation, deforestation, or land degradation influence soil structure, nutrient availability, and microbial communities, thereby affecting SOC turnover. Understanding initial SOC conditions is essential for accurately assessing changes and designing effective management strategies.

Table 2. Factors Influencing SOC Dynamics under Cropping Systems

Factor Area	Key Components / Drivers	Mechanism / Influence	Outcomes / Implications
Soil Physical & Mineral Properties	Texture, structure, clay, mineralogy	Aggregate formation, organo-mineral complexes	SOC stabilization, reduced decomposition
Climate Factors	Temperature, rainfall, moisture variability	Regulates microbial activity & decomposition	SOC gain or loss depending on conditions
Management Practices	Fertilization, irrigation, residue management, tillage	Alters biomass input and soil disturbance	SOC increase (conservation) or depletion
Historical Land Use	Previous land use, initial SOC levels	Legacy effects on soil structure & microbes	Influences SOC response to management
Biological Activity	Microbial communities, root biomass	Decomposition and carbon transformation	SOC turnover and stabilization
Cropping System Type	Crop rotation, monocropping, cover crops	Variation in organic inputs and diversity	Improved SOC under diversified systems
Soil Moisture Regime	Drought, waterlogging	Affects aeration and microbial processes	SOC mineralization or preservation
Disturbance Intensity	Tillage frequency, land use change	Disrupts aggregates and SOM protection	Accelerated SOC loss or conservation

6. Implications of SOC Dynamics for Sustainable Agriculture

6.1 Practices to increase soil carbon storage

Implementing cropping strategies that enhance organic inputs and reduce soil disturbance is key to augmenting SOC sequestration. These include crop rotations with high biomass and deep-rooted species, intercropping, cover cropping, and conservation tillage. Incorporating organic amendments such as compost or manure further contributes to SOC buildup. Such practices improve soil structure, fertility, and water retention, fostering long-term productivity and resilience.

6.2 Using SOC as a soil health indicator

SOC serves as a comprehensive indicator of soil quality, reflecting nutrient status, biological activity, and physical properties. Monitoring SOC levels helps assess the impact of management practices and environmental changes on soil health. Maintaining adequate SOC is critical for sustaining crop yields, preventing erosion, and supporting ecosystem services. Integrating SOC measurement into routine soil assessments can guide adaptive management for sustainable agriculture.

6.3 SOC's role in reducing greenhouse gases

By sequestering atmospheric carbon dioxide, SOC contributes to mitigating climate change impacts. Enhancing SOC stocks through improved cropping practices reduces net greenhouse gas emissions from agricultural soils. Additionally, healthy SOC levels influence emissions of other gases such as nitrous oxide and methane by regulating soil microbial processes. Thus, SOC management represents a dual benefit for productivity and environmental sustainability.

6.4 Recommendations for SOC-focused policies

Effective policies should promote practices that sustain or increase SOC stocks, incentivizing farmers through subsidies, technical support, and education. Integrating SOC targets into national climate action plans and agricultural frameworks encourages adoption of conservation agriculture. Monitoring and reporting systems are essential for tracking SOC changes and verifying carbon sequestration benefits. Collaborative efforts among stakeholders can enhance knowledge dissemination and implementation of SOC-friendly practices.

7. Conclusions and Future Research Directions

7.1 Recap of SOC changes in long-term cropping

Long-term cropping systems exert significant influence on SOC dynamics, with outcomes dependent on crop types, management practices, soil properties, and climatic factors. While some systems enhance SOC sequestration, others may lead to depletion, affecting soil fertility and sustainability. Quantitative assessments provide critical insights into these complex interactions, informing better management decisions.

7.2 Current gaps in understanding SOC measurement

Challenges remain in accurately quantifying SOC changes due to spatial heterogeneity, temporal variability, and methodological limitations. Improved sampling designs, standardized laboratory protocols, and integration of advanced analytical techniques are needed. Additionally, understanding the mechanistic links between microbial processes and SOC stabilization requires further investigation.

7.3 New tools and methods for SOC study

Emerging technologies such as remote sensing, spectroscopic analysis, and isotopic tracing offer enhanced capabilities for SOC characterization. Advanced modeling approaches incorporating machine learning and big data analytics improve predictions of SOC dynamics under diverse scenarios. These innovations facilitate more precise and scalable SOC monitoring and management.

7.4 Suggestions for integrating SOC in agriculture planning

Incorporating SOC dynamics into agricultural planning and policy frameworks supports sustainable land use and climate goals. This includes setting SOC targets, promoting adaptive management practices, and fostering multidisciplinary research collaborations. Education and extension services should emphasize SOC's role in soil health and climate mitigation to encourage widespread adoption of best practices.

References

Murindangabo, Y. T., Kopecký, M., Konvalina, P., Ghorbani, M., Perná, K., Nguyen, T. G., ... & Ali, S. (2023). Quantitative approaches in assessing soil organic matter dynamics for sustainable management. Agronomy, 13(7), 1776.

Barbera, V. I. T. O., Poma, I., Gristina, L., Novara, A., & Egli, M. (2012). Long-term cropping systems and tillage management effects on soil organic carbon stock and steady state level of C sequestration rates in a semiarid environment. Land degradation & development, 23(1), 82-91.

Babu, S., Singh, R., Avasthe, R., Kumar, S., Rathore, S. S., Singh, V. K., ... & Petrosillo, I. (2023). Soil carbon dynamics under organic farming: impact of tillage and cropping diversity. Ecological Indicators, 147, 109940.

Guillaume, T., Bragazza, L., Levasseur, C., Libohova, Z., & Sinaj, S. (2021). Long-term soil organic carbon dynamics in temperate cropland-grassland systems. Agriculture, ecosystems & environment, 305, 107184.

Parenti, A., Zegada-Lizarazu, W., Pagani, E., & Monti, A. (2022). Soil organic carbon dynamics in multipurpose cropping systems. Industrial Crops and Products, 187, 115315.

Beniston, J. W., DuPont, S. T., Glover, J. D., Lal, R., & Dungait, J. A. (2014). Soil organic carbon dynamics 75 years after land-use change in perennial grassland and annual wheat agricultural systems. Biogeochemistry, 120(1), 37-49.

INNOVATIVE AGRICULTURE
www.innovativeagriculture.in
ISSN : 3048 - 989X

Role of Biochar in Modulating Soil Microbial Communities for Climate Change Mitigation

Hitesh Kumar Khyalia[1], Hemant Singh Raghuvanshi[1], and Bhagwan Singh Patel[2]

[1]M.Sc. (Soil Science), Department of Soil Science and Agricultural Chemistry, Jawaharlal Nehru Krishi Vishwa Vidyalaya, Jabalpur, Madhya Pradesh, India
[2]M.Sc. (Agriculture), Department of Plant Pathology, Jawaharlal Nehru Krishi Vishwa Vidyalaya, Jabalpur, Madhya Pradesh, India
Corresponding Author: Hitesh Kumar Khyalia

1. Introduction

1.1 Overview of biochar and its relevance to soil health

Biochar is a carbon-rich material produced through pyrolysis of organic biomass under limited oxygen conditions. Its incorporation into soil has garnered significant attention due to its ability to improve soil physical and chemical properties. Biochar enhances soil structure by increasing porosity and water retention, improves nutrient availability, and can reduce soil acidity. These attributes contribute to healthier soils that support robust plant growth and sustainable agricultural productivity.

1.2 Importance of soil microbial communities in ecosystem functioning

Soil microbial communities, comprising bacteria, fungi, archaea, and other microorganisms, are vital drivers of ecosystem processes. They regulate nutrient cycling, organic matter decomposition, and soil structure formation. Microbes facilitate nitrogen fixation, phosphorus solubilization, and production of growth-promoting substances, directly influencing plant health and productivity. The diversity and activity of these communities underpin soil resilience and ecosystem stability.

1.3 Link between soil microbes and climate change mitigation

Soil microbes play a crucial role in regulating greenhouse gas fluxes and carbon sequestration, impacting climate change dynamics. Through decomposition and transformation of organic matter, microbes control carbon turnover and storage in soils. Certain microbial processes, such as methanotrophy and denitrification, influence emissions of methane and nitrous oxide, potent greenhouse gases. Modulating microbial communities can thus enhance soil's capacity to mitigate climate change by stabilizing carbon and reducing emissions.

1.4 Purpose and scope of biochar's role in modulating soil microbes

This review focuses on the multifaceted role of biochar in influencing soil microbial communities and activities with implications for climate change mitigation. It explores how biochar's physical and chemical properties affect microbial diversity, composition, and function. The scope includes mechanisms by which biochar alters microbial habitats and processes, impacts on soil carbon sequestration, and greenhouse gas emissions mediated by microbes. Understanding these interactions is essential for optimizing biochar use in sustainable land management.

2. Biochar Characteristics Influencing Microbial Communities

2.1 Physical properties: porosity, surface area, and particle size

Biochar's porous structure and high surface area provide extensive habitats for microbial colonization, sheltering microbes from predation and environmental stresses. The porosity facilitates oxygen diffusion and moisture retention, creating favorable microenvironments for microbial survival and activity. Particle size influences biochar distribution in soil and the accessibility of pores to different microbial taxa, thereby shaping microbial community assembly.

2.2 Chemical properties: pH, nutrient content, and adsorption capacity

Biochar typically exhibits alkaline pH, which can neutralize acidic soils and create favorable conditions for many microbes. Its nutrient content, including essential elements like potassium, calcium, and phosphorus, can enhance microbial nutrition. Additionally, biochar's adsorption capacity enables it to retain nutrients and organic molecules, modulating substrate availability and reducing toxicity from harmful compounds, thus influencing microbial metabolism and growth.

2.3 Stability and persistence of biochar in soil environments

The recalcitrant nature of biochar allows it to persist in soils for decades to centuries, providing long-term habitat and influencing microbial processes over extended periods. Its stability affects the temporal dynamics of microbial community responses and soil organic matter interactions. Persistent biochar can serve as a continuous source of microhabitats and influence soil microbial succession.

2.4 Interaction of biochar properties with microbial habitat and activity

The combined physical and chemical traits of biochar interact to modify soil microhabitats, influencing moisture retention, aeration, and nutrient cycling. These modifications can stimulate microbial colonization, enhance enzymatic activities, and shift microbial community functions. Biochar can also adsorb signaling molecules and toxins, affecting microbial communication and competition, thereby shaping microbial ecosystem dynamics.

3. Effects of Biochar on Soil Microbial Diversity and Composition

3.1 Changes in microbial community structure after biochar application

Biochar amendments often lead to shifts in the relative abundance and diversity of microbial taxa. These changes can include increased richness and evenness of bacterial and fungal communities due to improved habitat heterogeneity and resource availability. Some groups may proliferate while others decline, reflecting biochar's selective effects on microbial niches.

3.2 Enhancement of beneficial microbial taxa and suppression of pathogens

Biochar can promote growth of beneficial microbes such as plant growth-promoting rhizobacteria and mycorrhizal fungi by improving soil conditions and nutrient supply. Concurrently, it may suppress soil-borne pathogens through competitive exclusion, adsorption of toxins, or altering soil pH. This dual effect supports healthier plant-microbe interactions and disease resistance.

3.3 Influence on microbial functional groups related to nutrient cycling

Biochar influences functional microbial groups involved in nitrogen fixation, nitrification, denitrification, and phosphorus solubilization. By modifying soil chemistry and substrate availability, biochar can enhance activities of microbes that contribute to nutrient turnover, improving soil fertility and reducing nutrient losses. These functional shifts have implications for ecosystem nutrient dynamics and greenhouse gas emissions.

3.4 Temporal dynamics of microbial shifts in biochar-amended soils

Microbial community responses to biochar can vary over time, with initial disturbances followed by stabilization or further shifts as biochar ages and interacts with soil components. Early responses may include rapid colonization and functional changes, while long-term effects depend on biochar persistence and evolving soil conditions. Understanding these temporal patterns is critical for predicting biochar's sustained impacts.

Table 1. Effects of Biochar on Soil Microbial Diversity and Composition

Aspect	Key Changes / Effects	Mechanism / Influence	Outcomes / Implications
Microbial Community Structure	Increased diversity, richness, evenness	Improved habitat and resource availability	More stable and diverse microbial communities
Beneficial vs Pathogenic Microbes	Promotion of PGPR & mycorrhizae, pathogen suppression	Nutrient supply, pH change, toxin adsorption	Enhanced plant health and disease resistance
Functional Microbial Groups	Enhanced N-fixers, nitrifiers, P-solubilizers	Altered soil chemistry and substrates	Improved nutrient cycling and soil fertility
Temporal Dynamics	Initial shifts followed by stabilization	Biochar aging and soil interactions	Long-term sustainability of microbial effects

4. Mechanisms by Which Biochar Modulates Microbial Activity

4.1 Provision of habitat and refuge through biochar's porous structure

Biochar's porous matrix offers protected niches that shield microbes from environmental stressors such as desiccation and predation. This refuge facilitates microbial colonization and biofilm formation, enhancing microbial survival and activity under fluctuating soil conditions.

4.2 Alteration of soil physicochemical conditions favoring microbial growth

By modifying soil pH, moisture retention, and aeration, biochar creates more favorable conditions for microbial metabolism. Improved aeration supports aerobic microbial processes, while enhanced moisture availability sustains microbial activity during dry periods. These changes collectively stimulate microbial growth and function.

4.3 Biochar-mediated changes in substrate availability and nutrient dynamics

Biochar adsorbs and slowly releases nutrients and organic substrates, influencing microbial access to energy sources. It can retain labile carbon compounds and protect them from rapid degradation, providing a sustained nutrient supply. This modulation of substrate dynamics affects microbial metabolic pathways and community interactions.

4.4 Impact on microbial enzyme activities and metabolic pathways

Biochar influences the activity of extracellular enzymes involved in organic matter decomposition and nutrient cycling. By altering soil microhabitats and substrate availability, biochar can enhance or suppress specific enzymatic functions, thereby shifting microbial metabolic pathways. This affects overall soil biochemical processes and ecosystem functioning.

5. Biochar's Role in Soil Carbon Sequestration via Microbial Processes

5.1 Enhancement of microbial biomass and activity contributing to carbon stabilization

Biochar amendments often stimulate microbial biomass by providing favorable habitats and improved nutrient availability. Enhanced microbial activity promotes the transformation of organic carbon into more stable forms, facilitating carbon stabilization in soil matrices. This microbial proliferation supports the formation of microbial residues that are less prone to decomposition, thereby contributing to long-term carbon storage.

5.2 Promotion of microbial necromass formation and soil organic matter buildup

Microbial necromass, the remains of dead microbial cells, constitutes a significant portion of stable soil organic matter. Biochar fosters conditions that increase microbial turnover, leading to greater necromass production. This necromass interacts with biochar surfaces and soil minerals, enhancing soil organic matter accumulation and improving soil carbon pools critical for climate mitigation.

5.3 Influence on microbial decomposition rates and carbon turnover

Biochar can modulate the rate at which microbes decompose organic substrates, often slowing down decomposition by adsorbing labile carbon compounds or altering microbial enzyme activities. This reduction in decomposition rates decreases carbon mineralization and CO2 release, effectively increasing soil carbon retention. However, the effect can vary depending on biochar properties and soil context, influencing carbon turnover dynamics.

5.4 Synergistic effects of biochar and microbes on long-term carbon storage

The interaction between biochar and soil microbes creates synergistic effects that enhance carbon sequestration. Biochar provides physical protection for organic matter and microbial products, while microbes contribute to the transformation and stabilization of carbon compounds. Together, these processes promote persistent soil carbon pools, supporting climate change mitigation efforts through durable carbon storage.

Table 2. Biochar–Microbe Interactions in Soil Carbon Sequestration

Aspect	Key Processes / Effects	Mechanism / Role of Biochar & Microbes	Outcomes / Implications
Microbial Biomass & Activity	Increased microbial growth and activity	Improved habitat and nutrient availability	Enhanced carbon stabilization
Microbial Necromass Formation	Higher microbial turnover	Formation of stable microbial residues	Increased soil organic matter (SOM)
Carbon Decomposition & Turnover	Reduced decomposition rates	Adsorption of labile carbon, enzyme regulation	Lower CO_2 release, improved carbon retention
Synergistic Interactions	Biochar–microbe cooperation	Physical protection + biochemical transformation	Long-term carbon sequestration

6. Impact of Biochar on Greenhouse Gas Emissions through Microbial Mediation

6.1 Reduction of methane and nitrous oxide emissions by microbial regulation

Biochar amendments have been shown to reduce emissions of methane (CH4) and nitrous oxide (N2O), two potent greenhouse gases, by influencing microbial communities responsible for their production. By altering soil conditions and microbial pathways, biochar can suppress methanogenic archaea and denitrifying bacteria activity, thereby mitigating these emissions.

6.2 Biochar effects on microbial pathways involved in greenhouse gas production

Biochar modifies key microbial metabolic pathways such as methanogenesis, nitrification, and denitrification. It can enhance the activity of methanotrophs that oxidize methane and shift denitrification towards complete reduction to N2 rather than N2O, reducing net greenhouse gas output. These pathway modulations are critical for controlling soil-atmosphere gas exchange.

6.3 Modulation of denitrification and methanotrophic microbial communities

Biochar influences the abundance and activity of denitrifiers and methanotrophs by changing soil redox potential, moisture, and nutrient availability. Enhanced populations of methanotrophs increase methane oxidation, while shifts in denitrifier communities can minimize nitrous oxide emissions. This microbial modulation is a key mechanism by which biochar contributes to greenhouse gas mitigation.

6.4 Potential for biochar to mitigate climate change via altered microbial emissions

Through its effects on microbial community structure and function, biochar holds significant potential to mitigate climate change by reducing soil-derived greenhouse gas emissions. By promoting microbial processes that favor lower emissions and enhancing carbon sequestration, biochar application represents a promising strategy in sustainable land management aimed at climate regulation.

7. Challenges and Future Directions in Biochar-Microbe Research

7.1 Variability in biochar feedstock and production affecting microbial responses

Differences in biochar feedstock types and pyrolysis conditions result in variable physical and chemical properties, leading to inconsistent microbial responses. This variability complicates the prediction and optimization of biochar effects on microbial communities and their functions, highlighting the need for systematic characterization.

7.2 Complexity of soil-microbe-biochar interactions under different environmental conditions

Soil type, climate, land use, and existing microbial communities interact with biochar amendments in complex ways, producing context-dependent outcomes. Understanding these multifactorial interactions is essential to tailor biochar applications for specific environments and maximize benefits for microbial-mediated ecosystem services.

7.3 Need for standardized methodologies to evaluate microbial modulation

Diverse experimental designs, microbial assessment techniques, and biochar application protocols hinder comparability across studies. Establishing standardized methods for evaluating biochar's impact on microbial diversity, function, and greenhouse gas emissions will improve reproducibility and facilitate meta-analyses.

7.4 Prospects for integrating biochar use in sustainable climate-smart agriculture

Future research should focus on integrating biochar amendments within holistic climate-smart agricultural practices. This includes optimizing biochar properties for targeted microbial modulation, combining biochar with other soil amendments, and developing management strategies that enhance soil health, carbon sequestration, and greenhouse gas mitigation simultaneously.

Conclusion

Establishing standardized methodologies for assessing biochar's effects on microbial diversity, function, and greenhouse gas emissions is critical for enhancing reproducibility and enabling comprehensive meta-analyses. Addressing variability in biochar properties and environmental contexts will improve the predictability of microbial responses and ecosystem outcomes. Future research should prioritize integrating biochar amendments into holistic climate-smart agricultural systems. This integration involves optimizing biochar characteristics to target specific microbial communities, combining biochar with complementary soil amendments, and developing management practices that simultaneously enhance soil health, promote carbon sequestration, and mitigate greenhouse gas emissions. Such multifaceted approaches will maximize biochar's potential as a sustainable tool

for climate change mitigation and soil ecosystem resilience. Ultimately, advancing knowledge of biochar-microbe interactions and standardizing evaluation protocols will support the effective deployment of biochar in sustainable land management strategies aligned with global climate goals.

References

Roy, A., Jahan, I., Mou, S., Hasin, M., Angon, P., Sultana, R., ... & Sakil, M. (2025). Function of biochar: Alleviation of heat stress in plants and improvement of soil microbial communities. Phyton, 94(4), 1177.

Enebe, M. C., Ray, R. L., & Griffin, R. W. (2025). The impacts of biochar on carbon sequestration, soil processes, and microbial communities: A review. Biochar, 7(1), 107.

Palansooriya, K. N., Wong, J. T. F., Hashimoto, Y., Huang, L., Rinklebe, J., Chang, S. X., ... & Ok, Y. S. (2019). Response of microbial communities to biochar-amended soils: a critical review. Biochar, 1(1), 3-22.

Lorenz, K., & Lal, R. (2014). Biochar application to soil for climate change mitigation by soil organic carbon sequestration. Journal of plant nutrition and soil science, 177(5), 651-670.

Kumari, A., Dash, M., Singh, S. K., Jagadesh, M., Mathpal, B., Mishra, P. K., ... & Verma, K. K. (2023). Soil microbes: a natural solution for mitigating the impact of climate change. Environmental Monitoring and Assessment, 195(12), 1436.

Sharma, M., Kaushik, R., Pandit, M. K., & Lee, Y. H. (2025). Biochar-induced microbial shifts: advancing soil sustainability. Sustainability, 17(4), 1748.

INNOVATIVE AGRICULTURE
www.innovativeagriculture.in
ISSN : 3048 - 989X

Role of Biochar in Modulating Soil Microbiome for Climate-Resilient Agriculture

Arjun Bubesh[1], Chidanand A[1], Abdullah Bin Shamsudheen[1] and Mohamed Fayiz M. P. [1]

[1]B.Sc. (Hons.) Agriculture, College of Agriculture, Vellanikkara, Kerala Agricultural University, Kerala, India

1. Introduction to Biochar and Soil Microbiome

1.1 Definition and key properties of biochar

Biochar is a carbon-rich material produced through the pyrolysis of organic biomass under limited oxygen conditions. Its porous structure, high surface area, and chemical stability make it an effective soil amendment. These properties enable biochar to retain nutrients and water, improve soil aeration, and provide habitats for microorganisms, thereby influencing soil fertility and ecosystem functions.

1.2 Composition of soil microbiome

The soil microbiome comprises diverse microorganisms including bacteria, fungi, archaea, protozoa, and viruses. These microbial communities vary in abundance and diversity depending on soil type, climate, and land use. They perform critical ecological roles such as organic matter decomposition, nutrient cycling, and symbiotic interactions with plants, forming a complex and dynamic living component of soil ecosystems.

1.3 Role of soil microbiome in agriculture

Soil microbiomes contribute to plant health and productivity by facilitating nutrient availability, enhancing disease resistance, and promoting soil structure. Microbial processes such as nitrogen fixation, phosphate solubilization, and production of growth-promoting substances support sustainable crop production. Maintaining a balanced and diverse soil microbiome is essential for resilient and productive agricultural systems.

1.4 Climate resilience challenges in farming

Agriculture faces increasing challenges due to climate change, including drought, heat stress, soil degradation, and altered pest dynamics. These factors disrupt soil microbial communities and their functions, reducing soil fertility and crop resilience. Addressing these challenges requires strategies that enhance soil biological health and stabilize microbial ecosystems under variable climatic conditions.

2. Mechanisms of Biochar Interaction with Soil Microbiome

2.1 Biochar's effect on microbial habitat

Biochar's highly porous structure creates a diverse and protective microenvironment that shelters soil microorganisms from physical disturbances and predation. These pores serve as refuges where microbes can colonize, form biofilms, and establish stable communities. The enhanced habitat complexity also facilitates microbe-to-microbe interactions and nutrient exchange, fostering a dynamic and resilient microbial ecosystem within the soil matrix.

2.2 Influence on microbial diversity and population

By modifying soil physical and chemical conditions, biochar promotes an increase in both the diversity and abundance of soil microbes. Its ability to adsorb harmful substances and retain soil moisture generates favorable niches that support a wider range of microbial taxa. This enriched microbial diversity enhances ecosystem multifunctionality, including nutrient cycling, pathogen suppression, and organic matter decomposition, thereby contributing to improved soil health.

2.3 Biochar as nutrient and microbe carrier

Biochar functions as a reservoir for essential nutrients such as nitrogen, phosphorus, and potassium by adsorbing these elements and releasing them gradually, which sustains microbial and plant nutrient demands. Furthermore, biochar can be inoculated with beneficial microbial strains before soil application, acting as a delivery vehicle that facilitates the establishment and activity of these introduced microbes, enhancing soil biological functions and crop productivity.

2.4 Impact on microbial metabolism

The presence of biochar alters soil redox conditions and provides labile carbon sources, which influence microbial metabolic pathways. This modulation stimulates enzymatic activities involved in nutrient mineralization, organic matter degradation, and greenhouse gas transformations. Consequently, biochar-amended soils often exhibit enhanced microbial respiration rates and nutrient turnover, supporting robust biochemical cycles essential for soil fertility.



Figure 1: Biochar's Influence on Soil Microbiome

3. Biochar's Role in Enhancing Soil Health

3.1 Improvement of soil physical traits

Biochar amendment improves soil structure by increasing porosity and aggregate stability, which enhances aeration and water infiltration. These physical improvements reduce soil bulk density and compaction, facilitating root penetration and gas exchange. The improved soil architecture also mitigates erosion risks and supports a favorable environment for microbial colonization and activity.

3.2 Enhancement of nutrient cycling

By adsorbing nutrients and reducing leaching losses, biochar enhances nutrient retention within the soil profile. It also stimulates microbial processes such as nitrogen fixation, nitrification, and mineralization, accelerating nutrient turnover and making nutrients more accessible to plants. This improved nutrient cycling efficiency contributes to increased soil fertility and sustainable crop production.

3.3 Effects on soil pH and redox balance

Biochar typically exhibits alkaline properties that can neutralize acidic soils, stabilizing soil pH within an optimal range for microbial and plant growth. Its influence on redox potential affects electron transfer processes critical for microbial respiration and nutrient transformations, including nitrogen and sulfur cycles. These chemical modifications create a more hospitable environment for beneficial microbes and enhance overall soil biochemical functioning.

3.4 Support of beneficial microbes

Biochar fosters the growth of advantageous microbial groups, such as plant growth-promoting rhizobacteria (PGPR) and mycorrhizal fungi, by improving habitat conditions and nutrient availability. These microbes contribute to enhanced nutrient uptake, pathogen suppression, and increased plant tolerance to abiotic stresses. The promotion of these beneficial communities underpins healthier soil ecosystems and more resilient crop production systems.

4. Modulation of Microbial Functional Groups by Biochar

4.1 Impact on nitrogen-fixing bacteria

Biochar creates conducive microhabitats and improves nutrient availability that enhance the proliferation and activity of nitrogen-fixing bacteria. These bacteria convert atmospheric nitrogen into bioavailable forms, reducing dependency on synthetic nitrogen fertilizers and supporting sustainable nutrient management in agriculture.

4.2 Influence on phosphate-solubilizing microbes

By improving soil chemical conditions and providing colonization sites, biochar enhances the abundance and activity of phosphate-solubilizing microorganisms. These microbes convert insoluble phosphorus compounds into forms accessible to plants, thereby improving phosphorus nutrition and reducing the need for phosphate fertilizers.

4.3 Role in organic matter decomposition

Biochar modulates decomposer microbial communities by altering substrate availability and environmental conditions such as moisture and aeration. This can accelerate organic matter breakdown or stabilize soil organic carbon depending on biochar properties and soil context, influencing carbon cycling dynamics and soil fertility.

4.4 Suppression of soil pathogens

Biochar supports antagonistic microbial populations that compete with or inhibit soil-borne pathogens. Its ability to modify soil chemical properties, such as pH and nutrient availability, creates unfavorable conditions for pathogens, thereby reducing disease incidence and promoting healthier plant growth.

Table 1. Biochar's Role in Enhancing Soil Health

Soil Health Aspect	Key Effects / Processes	Mechanism / Principle	Benefits / Outcomes
Soil Physical Traits	Improved porosity, aggregation, structure	Biochar acts as a structural amendment	Better aeration, root growth, reduced compaction
Nutrient Cycling	Enhanced nutrient retention and turnover	Adsorption + stimulation of microbial activity	Increased soil fertility and nutrient efficiency
Soil pH & Redox Balance	Neutralization of acidity, redox regulation	Alkaline nature and electron exchange capacity	Improved nutrient availability and microbial function
Beneficial Microbes	Promotion of PGPR and mycorrhiza	Improved habitat and nutrient supply	Enhanced plant growth and disease resistance
Water Dynamics	Improved infiltration and moisture storage	High porosity and surface area	Drought resilience and stable crop growth
Carbon Stabilization	Increased SOC and carbon sequestration	Formation of stable carbon pools	Long-term soil health and climate mitigation
Toxin Immobilization	Adsorption of heavy metals and pollutants	Surface binding and chemical interactions	Reduced soil toxicity
Soil Biological Activity	Increased enzyme and microbial activity	Enhanced microhabitats and substrate supply	Improved soil ecosystem functioning

4. Modulation of Microbial Functional Groups by Biochar

4.1 Impact on nitrogen-fixing bacteria

Biochar creates conducive microhabitats and improves nutrient availability that enhance the proliferation and activity of nitrogen-fixing bacteria. These bacteria convert atmospheric nitrogen into bioavailable forms, reducing dependency on synthetic nitrogen fertilizers and supporting sustainable nutrient management in agriculture.

4.2 Influence on phosphate-solubilizing microbes

By improving soil chemical conditions and providing colonization sites, biochar enhances the abundance and activity of phosphate-solubilizing microorganisms. These microbes convert insoluble phosphorus compounds into forms accessible to plants, thereby improving phosphorus nutrition and reducing the need for phosphate fertilizers.

4.3 Role in organic matter decomposition

Biochar modulates decomposer microbial communities by altering substrate availability and environmental conditions such as moisture and aeration. This can accelerate organic matter breakdown or stabilize soil organic carbon depending on biochar properties and soil context, influencing carbon cycling dynamics and soil fertility.

4.4 Suppression of soil pathogens

Biochar supports antagonistic microbial populations that compete with or inhibit soil-borne pathogens. Its ability to modify soil chemical properties, such as pH and nutrient availability, creates unfavorable conditions for pathogens, thereby reducing disease incidence and promoting healthier plant growth.

5. Biochar and Soil Microbiome under Climate Stress

5.1 Microbial response to drought and heat with biochar

Biochar improves soil moisture retention and creates microhabitats that buffer soil microorganisms against drought and heat stress. By maintaining higher water availability and stabilizing soil temperature, biochar supports microbial survival and activity during adverse climatic conditions, thereby sustaining essential soil functions.

5.2 Reduction of greenhouse gases via microbes

Biochar influences microbial pathways involved in greenhouse gas emissions, such as methanogenesis and denitrification. Its porous structure and chemical properties modify redox conditions, promoting microbial communities that reduce emissions of methane (CH4) and nitrous oxide (N2O), contributing to climate change mitigation.

5.3 Enhancement of soil moisture and microbe resilience

The water-holding capacity of biochar enhances soil moisture levels, which in turn supports microbial resilience under fluctuating environmental stresses. This improved hydration helps maintain microbial community stability and functional diversity, essential for continuous nutrient cycling and soil health.

5.4 Adaptation of microbial functions to climate change

Biochar facilitates the adaptation of microbial metabolic functions by altering soil physicochemical properties and providing substrates that favor stress-tolerant microbes. This modulation enables microbial communities to adjust their ecological roles, sustaining soil fertility and ecosystem services amid climate variability.

6. Implications for Climate-Resilient Agriculture

6.1 Biochar in sustainable soil management

Integrating biochar into soil management practices enhances soil quality and microbial health, promoting sustainable agriculture. Its long-term stability in soil supports continuous improvements in soil structure, fertility, and biological activity, aligning with climate-resilient farming goals.

6.2 Contribution to carbon sequestration

Biochar acts as a stable form of carbon storage in soils, slowing the release of carbon dioxide and enhancing microbial processes that contribute to soil organic carbon accumulation. This dual role supports carbon sequestration efforts critical to mitigating atmospheric greenhouse gases.

6.3 Synergy with climate-smart practices

When combined with other climate-smart agricultural techniques, such as cover cropping and reduced tillage, biochar synergistically enhances soil microbial functions and resource use efficiency. This integrated approach strengthens ecosystem resilience and productivity under changing climatic conditions.

6.4 Long-term productivity and ecosystem benefits

The sustained improvement of soil physical, chemical, and biological properties through biochar application leads to enhanced crop yields and ecosystem stability. By supporting resilient microbial communities, biochar contributes to the long-term sustainability of agricultural landscapes facing climate challenges.

7. Future Perspectives and Research Directions

7.1 Advances in biochar-microbiome research

Ongoing research is uncovering the complex interactions between biochar properties and soil microbial communities, enabling better understanding of mechanisms driving soil health and climate resilience. Future studies aim to elucidate microbial responses at molecular and ecosystem levels.

7.2 Tailored biochar for specific soils

Developing biochar formulations customized to soil types and environmental conditions can optimize microbial benefits and soil functions. This precision approach will enhance the efficacy of biochar amendments across diverse agricultural systems.

7.3 Exploration of microbial consortia

Research into synergistic microbial consortia that interact positively with biochar offers potential to amplify soil health benefits. Harnessing such consortia could improve nutrient cycling, disease suppression, and stress tolerance in soils amended with biochar.

7.4 Policy and adoption challenges

Widespread adoption of biochar requires supportive policies, economic incentives, and farmer education. Addressing barriers related to production costs, standardization, and field-scale application is essential to integrate biochar effectively into climate-resilient agricultural practices.

Table 2. Implications of Biochar for Climate-Resilient Agriculture

Aspect	Key Effects / Processes	Mechanism / Principle	Benefits / Outcomes
Sustainable Soil Management	Improved soil structure, fertility, biology	Long-term stability and habitat enhancement	Enhanced soil health and sustainability
Carbon Sequestration	Stable carbon storage in soil	Reduced carbon mineralization and CO_2 release	Climate change mitigation
Synergy with Climate-Smart Practices	Integration with cover crops, no-till	Combined effects on microbes and resources	Improved efficiency and resilience
Long-term Productivity	Sustained crop yields and ecosystem health	Enhanced soil properties and microbial activity	Stable agricultural production
Water Use Efficiency	Improved soil moisture retention	Biochar porosity and surface adsorption	Drought resilience
Nutrient Use Efficiency	Reduced nutrient losses	Adsorption and slow release of nutrients	Lower fertilizer requirement
Stress Mitigation	Improved tolerance to abiotic stress	Better soil environment and root growth	Adaptation to climate variability
Ecosystem Stability	Enhanced biodiversity and soil functions	Support of microbial and faunal diversity	Sustainable agroecosystems

Conclusion

Widespread adoption of biochar in agriculture hinges on the development of supportive policies, economic incentives, and comprehensive farmer education. Overcoming challenges such as high production costs, lack of standardization, and difficulties in large-scale application is critical for its effective integration into climate-resilient farming systems. Addressing these barriers will facilitate the use of biochar as a sustainable soil amendment that enhances microbial activity, improves soil health, and promotes long-term agricultural productivity. By fostering beneficial microbial communities and improving soil physical and chemical properties, biochar contributes significantly to climate-smart agriculture. Its role in carbon sequestration and mitigation of greenhouse gas emissions further underscores its potential in combating climate change. To fully realize these benefits, coordinated efforts among researchers, policymakers, and practitioners are essential to optimize biochar formulations, tailor applications to specific soils, and ensure practical field-level implementation. Ultimately, advancing biochar adoption will strengthen the resilience of agricultural ecosystems, supporting food security and environmental sustainability in the face of ongoing climate challenges.

References

Khan, A. H. Farming the Native Micro-biome: Engineering Rhizosphere Communities for Climate Resilient Agriculture.

Ullah, F., Ali, S., Siraj, M., Akhtar, M. S., & Zaman, W. (2025). Plant microbiomes alleviate abiotic stress-associated damage in crops and enhance climate-resilient agriculture. Plants, 14(12), 1890.

Giri, S., Panwar, H., Singh, K., & Kumar, M. (2025). Microbial contributions to crop adaptation: Innovation for climate-resilient agriculture. In Cutting Edge Technologies for Developing Future Crop Plants (pp. 349-364). Singapore: Springer Nature Singapore.

Shyam, S., Ahmed, S., Joshi, S. J., & Sarma, H. (2025). Biochar as a soil amendment: implications for soil health, carbon sequestration, and climate resilience. Discover Soil, 2(1), 18.

Iqbal, M. (2026). Microbial biocontrol agents and the rhizosphere microbiome: integrating ecological function and climate resilience in sustainable agriculture. Frontiers in Microbiology, 17, 1771649.

Roy, A., Jahan, I., Mou, S., Hasin, M., Angon, P., Sultana, R., ... & Sakil, M. (2025). Function of biochar: Alleviation of heat stress in plants and improvement of soil microbial communities. Phyton, 94(4), 1177.

INNOVATIVE AGRICULTURE
www.innovativeagriculture.in
ISSN : 3048 - 989X

Role of Conservation Agricultural Practices in Improving Soil Health and Carbon Sequestration

Devika J. P.

Ph.D. Scholar, Department of Soil Science and Agricultural Chemistry, Kerala Agricultural University, Kerala, India

Introduction

Soil health and carbon sequestration are vital for sustainable agriculture, climate change mitigation, and ecosystem resilience. The degradation of soils due to intensive farming, erosion, and loss of organic matter threatens agricultural productivity and environmental stability. Conservation agricultural practices (CAPs) provide an effective approach to address these challenges by enhancing soil quality and capturing atmospheric carbon dioxide (CO_2) in the soil. CAPs integrate minimal soil disturbance, permanent soil cover, and diversified crop rotations to restore and maintain the biological, chemical, and physical functions of soils. These practices improve soil structure, increase organic matter, promote microbial diversity, and optimize nutrient cycling, all of which contribute to healthier soils and increased carbon storage. By reducing soil disturbance and maintaining continuous organic inputs, CAPs enhance soil carbon sequestration, helping to mitigate greenhouse gas emissions. This explores the mechanisms through which conservation agriculture improves soil health and facilitates carbon sequestration, discusses the benefits and challenges of adoption, and highlights their significance for global food security and climate resilience.

1. Conservation Agricultural Practices and Soil Health

1.1 Principles of Conservation Agriculture

Conservation agriculture is based on three interrelated principles: minimal soil disturbance, permanent soil cover, and crop diversification. Minimal soil disturbance, achieved primarily through reduced or no-till farming, preserves soil structure by maintaining the integrity of soil aggregates and pore networks necessary for air and water movement. This practice protects soil biota habitats, fostering microbial and faunal communities essential for organic matter decomposition and nutrient cycling. Permanent soil cover, maintained by retaining crop residues or planting cover crops, acts as a protective barrier against erosion by wind and water, reduces moisture loss through evaporation, and moderates soil temperature fluctuations. The decomposition of residues contributes organic matter that enhances soil fertility and structure. Crop diversification, including rotations and intercropping, introduces diverse root architectures and biochemical exudates into the soil, stimulating a broad spectrum of soil microorganisms. This diversity improves nutrient availability, disrupts pest and disease cycles, and strengthens soil resilience. Together, these principles synergistically improve the physical, chemical, and biological properties of soil, ensuring sustained soil health and productivity.

1.2 Impact of Reduced Tillage on Soil Structure

Reduced tillage limits mechanical disruption of the soil, preserving stable aggregates and maintaining pore continuity crucial for water infiltration, retention, and aeration. By avoiding frequent soil inversion, reduced tillage protects the habitat of soil microorganisms and fauna, supporting biological activity and organic matter distribution throughout the soil profile. This practice enhances aggregate stability, which reduces soil compaction and erosion susceptibility. Improved soil structure under reduced tillage facilitates deeper root penetration and better access to water and nutrients, promoting healthy crop growth. Additionally, reduced tillage conserves organic matter by slowing its decomposition, sustaining microbial populations that drive nutrient cycling and soil fertility. These combined effects contribute to more resilient soils capable of supporting sustainable agriculture.

1.3 Role of Crop Residue Management

Crop residue retention on the soil surface serves multiple functions: it acts as a physical mulch that reduces soil erosion by protecting the surface from raindrop impact and decreasing runoff velocity, thereby preventing topsoil loss. Residues contribute organic matter as they decompose, enriching the soil with nutrients and improving moisture retention by enhancing soil structure and porosity. This organic input supports the proliferation of soil

microorganisms by providing substrates and habitat, which in turn accelerates nutrient mineralization and organic matter turnover. Effective residue management also moderates soil temperature, creating a favorable microenvironment for root development and microbial activity. Collectively, these benefits improve soil fertility, structure, and biological health.

1.4 Crop Diversification and Soil Microbial Activity

Diverse cropping systems, through rotations and intercropping, introduce varied root exudates and organic inputs that stimulate a wide range of soil microorganisms. This diversity enhances microbial biomass and functional diversity, promoting nutrient mineralization, organic matter decomposition, and soil aggregation. Crop diversification also disrupts pest and disease cycles by altering habitat conditions and host availability, reducing pathogen pressure and the need for chemical controls. The presence of legumes in rotations contributes nitrogen through biological fixation, further supporting microbial activity and nutrient availability. This enriched microbial environment strengthens soil resilience, improves nutrient cycling efficiency, and supports sustainable crop productivity.

2. Conservation Agriculture and Carbon Sequestration

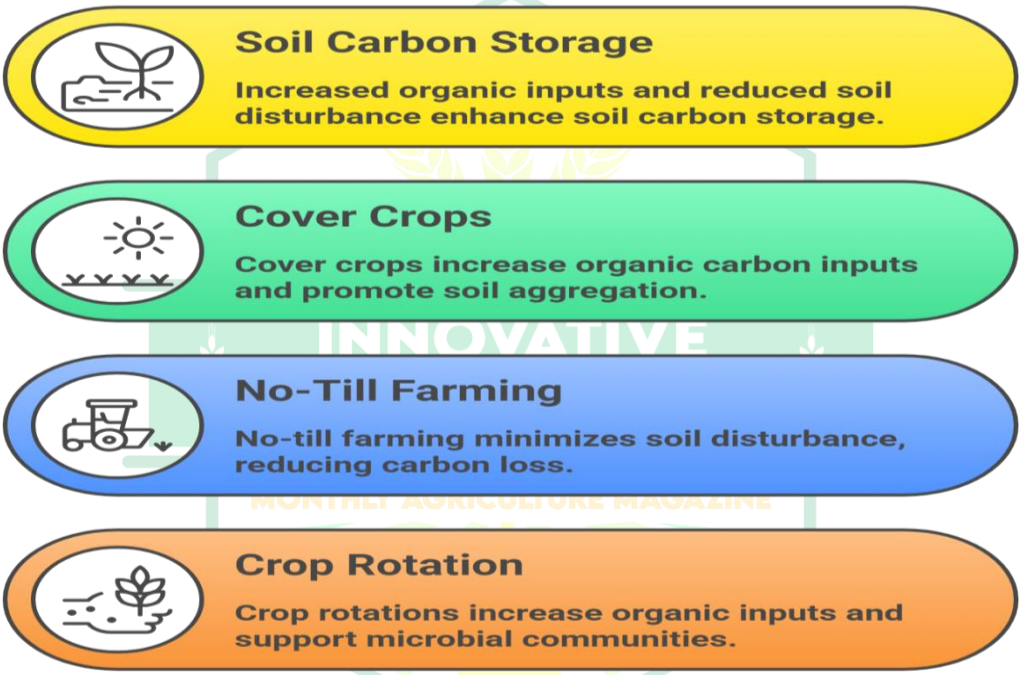

Figure 1: Conservation Agriculture and Carbon Sequestration

2.1 Mechanisms of Soil Carbon Storage

Soil carbon sequestration under conservation agriculture results from increased organic inputs and reduced soil disturbance. Crop residues, root biomass, and cover crops supply organic carbon that soil microorganisms transform into stable humic substances, which persist in the soil for extended periods. Conservation practices enhance soil aggregation, physically protecting organic carbon from microbial decomposition. Reduced tillage limits soil aeration and mechanical disruption, slowing the oxidation of organic matter and preserving carbon stocks near the surface and within deeper soil layers. Microbial processing and stabilization of organic compounds contribute to the long-term retention of soil organic carbon (SOC), improving soil fertility and mitigating atmospheric CO2 levels.

2.2 Effect of Cover Crops on Soil Organic Carbon

Cover crops contribute substantial biomass both above and below ground, increasing the quantity and quality of organic carbon inputs to the soil. Their root systems promote soil aggregation, which protects organic carbon by physically occluding it within stable soil aggregates. Cover crops reduce soil erosion and nutrient leaching, preserving carbon-rich topsoil layers. Additionally, cover crops stimulate microbial activity and diversity,

enhancing the transformation and stabilization of organic carbon. These processes cumulatively increase soil organic carbon stocks, improving soil health and productivity.

2.3 Influence of No-Till Farming on Carbon Retention

No-till farming minimizes soil disturbance, reducing soil aeration and physical breakdown of organic matter. This practice slows microbial decomposition rates, allowing organic carbon to accumulate in surface and subsurface soil layers. The undisturbed soil profile maintains stratification of organic carbon, enhancing its stabilization within soil aggregates and mineral associations. No-till farming also supports microbial communities that contribute to carbon stabilization processes. Compared to conventional tillage, no-till systems demonstrate greater carbon retention and reduced CO2 emissions, making them effective for long-term carbon sequestration.

2.4 Enhancing Soil Carbon through Crop Rotation

Crop rotations increase the diversity and quantity of organic inputs by varying root architectures, exudates, and residue quality. Rotations that include legumes enhance nitrogen availability through biological fixation, promoting greater biomass production and subsequent carbon inputs. Diverse rotations support a wide range of soil microbial communities that facilitate organic matter decomposition and carbon stabilization. This diversity fosters more efficient carbon sequestration by balancing carbon inputs and microbial processing, improving soil structure and fertility over time.

3. Soil Physical Properties Improvement

3.1 Soil Aggregation and Stability

Conservation agriculture improves soil aggregation by increasing organic matter inputs and stimulating microbial production of binding agents such as polysaccharides. Stable aggregates protect soil particles from disintegration, reducing susceptibility to compaction and erosion. Enhanced aggregation improves soil structure, creating a porous matrix that supports root growth, water infiltration, and gas exchange. This structural stability is critical for maintaining soil function and productivity under varying environmental conditions.

3.2 Water Infiltration and Retention Enhancement

The porous soil structure resulting from improved aggregation and organic matter content facilitates greater water infiltration, reducing surface runoff and erosion. Enhanced soil porosity increases water retention capacity by creating micropores that hold plant-available water, improving drought resilience. Permanent soil cover and residue retention also reduce evaporation losses, maintaining soil moisture. These improvements support crop water availability, reduce irrigation demands, and stabilize yields under water-limited conditions.

3.3 Reduction of Soil Erosion

Permanent soil cover provided by crop residues and cover crops acts as a physical barrier against erosive forces such as raindrop impact and wind. This cover reduces soil particle detachment and surface runoff velocity, significantly lowering erosion rates. Reduced tillage minimizes soil disturbance, maintaining aggregate stability and surface residue cover, further protecting soil from erosion. Collectively, these practices preserve topsoil and associated nutrients, sustaining soil productivity.

3.4 Improvement in Soil Porosity and Bulk Density

Reduced tillage and organic matter additions maintain or increase soil porosity by preserving soil structure and creating stable aggregates. Increased porosity lowers bulk density, facilitating root penetration, water movement, and gas exchange within the soil profile. Lower bulk density reduces mechanical resistance to roots and improves aeration, supporting healthy plant growth and microbial activity. These physical improvements contribute to resilient soils capable of sustaining agricultural productivity.

4. Soil Chemical Properties Enhancement

4.1 Nutrient Cycling and Availability

Conservation agriculture enhances nutrient cycling by promoting microbial decomposition of organic residues, releasing nutrients in plant-available forms. Crop diversification and rotations prevent nutrient depletion by varying nutrient demands and replenishing soil fertility naturally. Improved soil structure and organic matter content increase nutrient retention and reduce leaching losses. These processes improve nutrient use efficiency, reducing the need for synthetic fertilizers and promoting sustainable soil fertility management.

4.2 Soil pH Stabilization

The accumulation of organic matter under conservation agriculture increases the soil's cation exchange capacity, buffering against rapid pH fluctuations. Microbial processes facilitated by stable soil conditions further regulate soil acidity by transforming nitrogen and sulfur compounds. Stable pH conditions optimize nutrient availability and support diverse microbial communities, enhancing overall soil health and fertility.

4.3 Organic Matter Accumulation

Continuous inputs of crop residues, cover crops, and root biomass under conservation agriculture contribute to the buildup of soil organic matter. This accumulation improves nutrient retention, soil structure, and moisture-holding capacity. Increased organic matter also supports microbial activity and enzymatic processes necessary for nutrient cycling. The enhanced organic matter pool acts as a reservoir of nutrients and energy, sustaining long-term soil fertility.

4.4 Reduction of Soil Contaminants

Enhanced microbial diversity and activity under conservation agriculture promote the degradation, transformation, or immobilization of soil contaminants, reducing their bioavailability and toxicity. Reduced reliance on synthetic inputs lowers the risk of chemical accumulation and contamination. Improved soil structure and organic matter content further dilute and sequester contaminants, contributing to a healthier soil chemical environment conducive to plant growth.

5. Soil Biological Health and Biodiversity

5.1 Soil Microbial Biomass Increase

Conservation agriculture fosters an environment conducive to the proliferation of soil microbial biomass by providing continuous organic inputs and minimizing soil disturbance. These conditions create stable habitats and abundant energy sources for microbes, leading to increased microbial population density and diversity. Enhanced microbial biomass improves nutrient cycling efficiency, organic matter decomposition, and soil structure formation. This microbial enrichment supports plant nutrient uptake and overall soil fertility, contributing to sustainable crop productivity.

5.2 Beneficial Soil Fauna and Their Functions

Reduced tillage and residue retention under conservation agriculture support the abundance and diversity of beneficial soil fauna such as earthworms, nematodes, and arthropods. These organisms play critical roles in soil aeration, organic matter breakdown, nutrient mineralization, and the formation of soil aggregates. Earthworms, for example, enhance soil porosity and nutrient availability through their burrowing and casting activities. The presence of diverse fauna improves soil ecosystem functioning and resilience, promoting healthier soils capable of sustaining intensive agricultural use.

5.3 Enhanced Enzymatic Activities

Active microbial communities in conservation agriculture systems drive elevated enzymatic activities essential for the transformation of organic matter and nutrient cycling. Enzymes such as cellulases, phosphatases, and dehydrogenases accelerate the breakdown of complex organic compounds into plant-available nutrients. This biochemical activity enhances soil fertility and supports plant growth. Conservation practices that maintain organic matter inputs and reduce soil disruption preserve enzymatic function, ensuring sustained soil biological productivity.

5.4 Impact on Soil Pathogen Suppression

Diverse and abundant microbial communities fostered by conservation agriculture contribute to the natural suppression of soil-borne pathogens. Competitive exclusion, production of antagonistic compounds, and induced systemic resistance in plants reduce disease incidence. Crop diversification disrupts pathogen life cycles, further limiting pathogen buildup. This biological control reduces dependency on chemical pesticides, promoting environmentally friendly disease management and healthier crop production systems.

6. Conservation Agriculture Practices and Greenhouse Gas Mitigation

6.1 Reduction of CO_2 Emissions through Reduced Tillage

Reduced tillage practices minimize soil disturbance, which lowers the oxidation of soil organic carbon and limits CO_2 emissions from soil respiration. By preserving organic matter and maintaining carbon stocks, conservation

agriculture contributes to climate change mitigation. The retention of carbon-rich soil layers under reduced tillage enhances long-term carbon storage and reduces the carbon footprint of agricultural systems.

6.2 Nitrous Oxide Emission Control via Soil Management

Conservation agriculture optimizes nitrogen cycling through practices such as cover cropping and residue management, which improve nitrogen use efficiency and reduce nitrous oxide (N2O) emissions. By minimizing excess nitrogen availability and limiting anaerobic microsites where denitrification occurs, these practices reduce the production of this potent greenhouse gas. Improved soil structure and aeration under conservation agriculture further mitigate N2O emissions.

6.3 Methane Flux Modulation in Agricultural Soils

Soil moisture and aeration conditions influenced by conservation agriculture affect methane (CH4) emissions. Enhanced soil structure and drainage reduce anaerobic zones that favor methanogenesis, potentially lowering methane emissions in certain soil types. Additionally, increased microbial diversity may promote methane oxidation, further contributing to greenhouse gas mitigation.

6.4 Role of Organic Amendments in GHG Balance

The addition of organic amendments such as compost or manure under conservation agriculture increases soil organic carbon and influences microbial processes that regulate greenhouse gas fluxes. These amendments can enhance carbon sequestration while modulating emissions of CO2, N2O, and CH4. Proper management of organic inputs ensures a net positive effect on the soil greenhouse gas balance, supporting sustainable climate-smart agriculture.

7. Long-term Sustainability and Soil Resilience

7.1 Building Soil Organic Carbon Stocks Over Time

Continuous adoption of conservation agriculture leads to gradual accumulation of soil organic carbon through sustained organic inputs and reduced decomposition rates. Increased SOC improves soil fertility, structure, and moisture retention, which are foundational for long-term agricultural productivity. This carbon build-up enhances soil quality and contributes to climate change mitigation.

7.2 Enhancing Soil Water Holding Capacity for Drought Resistance

Improved soil structure and organic matter content under conservation agriculture increase the soil's ability to retain plant-available water. Enhanced water holding capacity buffers crops against drought stress, stabilizing yields during dry periods and reducing irrigation requirements. This resilience is critical under increasing climate variability and water scarcity.

7.3 Improving Soil Recovery After Disturbance

Conservation practices accelerate the recovery of soil functions following physical disturbances (e.g., compaction, erosion) or chemical stress (e.g., contamination, salinization). By promoting biological activity, organic matter regeneration, and aggregate formation, conservation agriculture restores soil structure, fertility, and microbial communities, enabling quicker restoration of productive capacity.

7.4 Conservation Agriculture as a Climate Adaptation Strategy

By enhancing soil health, moisture dynamics, and biological diversity, conservation agriculture increases agroecosystem resilience to climate variability and extreme weather events. These improvements support stable crop production under changing environmental conditions, making conservation agriculture a vital component of climate change adaptation in agriculture.

Conclusion

Conservation agriculture plays a critical role in enhancing soil health and promoting carbon sequestration, thereby supporting sustainable agricultural productivity and climate resilience. By minimizing soil disturbance, maintaining permanent soil cover, and encouraging crop diversification, these practices improve soil structure, fertility, and biological activity. Enhanced soil organic carbon stocks increase nutrient availability and water retention, which contribute to greater drought resistance and overall soil resilience. Additionally, conservation agriculture mitigates greenhouse gas emissions through reduced CO2 release, improved nitrogen cycling, and modulation of methane fluxes. These benefits collectively strengthen agroecosystem stability, enabling soils to recover more rapidly from disturbances and adapt to climate variability. However, successful implementation

requires addressing site-specific conditions, economic considerations, and knowledge transfer to farmers, alongside reliable monitoring frameworks to evaluate soil health and carbon sequestration outcomes. Overall, conservation agriculture represents a vital strategy for achieving long-term soil sustainability, improved crop productivity, and climate change adaptation in agricultural systems.

References

Srivastava, R. K. (2025). Conservation tillage practices on GHG emissions, soil health and overall agricultural sustainability. Soil Use and Management, 41(2), e70096.

Maity, P. P., Jayaraman, S., Datta, A., Mondal, S., Parihar, C. M., Choudhury, M., ... & Chakraborty, D. (2021). Conservation Agriculture for Soil Health and Carbon Sequestration. Journal of Agricultural Physics, 21(1), 145-164.

Kumar, A., Deori, C., Divya, D., Chauhan, G. V., Pradhan, R., Kashyap, M., ... & Sharma, N. (2025). Conservation agriculture: effect on crop yield, soil health and carbon sequestration in Indian soils. Plant Archives, 25(1), 635-46.

García-Tejero, I. F., Carbonell, R., Ordoñez, R., Torres, F. P., & Durán Zuazo, V. H. (2019). Conservation agriculture practices to improve the soil water management and soil carbon storage in Mediterranean rainfed agro-ecosystems. In Soil health restoration and management (pp. 203-230). Singapore: Springer Singapore.

Cárceles Rodríguez, B., Durán-Zuazo, V. H., Soriano Rodríguez, M., García-Tejero, I. F., Gálvez Ruiz, B., & Cuadros Tavira, S. (2022). Conservation agriculture as a sustainable system for soil health: A review. Soil Systems, 6(4), 87.

INNOVATIVE AGRICULTURE
www.innovativeagriculture.in
ISSN : 3048 - 989X

Role of Green Manuring in Soil Fertility Improvement

Parshuram

Ph.D. Research Scholar, Department of Agronomy, Chandra Shekhar Azad University of Agriculture and Technology, Kanpur – 208002, Uttar Pradesh, India

1. Introduction to Green Manuring

1.1 Definition and concept of green manuring

Green manuring is the agricultural practice of growing specific crops primarily to be incorporated into the soil to improve its fertility and structure. These crops, known as green manure crops, are usually grown for a short period and then plowed under while still green or shortly after flowering. The process enriches the soil with organic matter and nutrients, providing a natural and sustainable alternative to synthetic fertilizers.

1.2 Historical background and traditional practices

Historically, green manuring has been practiced in various traditional farming systems worldwide. Ancient civilizations recognized the benefits of growing cover crops to restore soil health and maintain productivity. Traditional practices often involved crop residues or leguminous plants grown during fallow periods to replenish the soil. Over time, these methods have evolved with scientific understanding, but the core principle of using plants to enhance soil fertility remains central.

1.3 Importance in sustainable agriculture

Green manuring plays a vital role in sustainable agriculture by reducing reliance on chemical fertilizers, improving soil health, and promoting biodiversity. It supports long-term soil productivity, prevents nutrient depletion, and reduces environmental pollution. By enhancing soil organic matter and nutrient cycling, green manuring contributes to resilient agroecosystems and sustainable crop production.

1.4 Overview of green manure crops

Green manure crops include a variety of leguminous and non-leguminous plants chosen for their ability to fix nitrogen, produce biomass, or improve soil properties. Common examples include legumes like cowpea, sunn hemp, and clover, which fix atmospheric nitrogen, and non-legumes such as mustard and sorghum that contribute organic matter. The selection depends on climatic conditions, soil type, and specific soil fertility goals.

2. Mechanisms of Soil Fertility Improvement

2.1 Organic matter addition and soil structure enhancement

Incorporation of green manure crops adds substantial organic matter to the soil, which improves soil structure by increasing aggregation and porosity. This organic matter acts as a binding agent for soil particles, enhancing soil tilth, aeration, and water infiltration. Improved soil structure also facilitates root penetration and nutrient uptake by crops.

2.2 Nitrogen fixation by leguminous green manure crops

Leguminous green manure crops establish symbiotic relationships with rhizobia bacteria in root nodules, enabling biological nitrogen fixation. This process converts atmospheric nitrogen into forms accessible to plants, enriching soil nitrogen content naturally. It reduces the need for synthetic nitrogen fertilizers and supports subsequent crop growth.

2.3 Release of essential nutrients upon decomposition

As green manure crops decompose, they release essential nutrients such as nitrogen, phosphorus, potassium, calcium, and magnesium into the soil. This nutrient release occurs gradually, supplying crops with a steady nutrient source that enhances growth and yield. The decomposition process also improves nutrient cycling efficiency within the soil ecosystem.

2.4 Enhancement of microbial activity and biodiversity

Green manuring stimulates soil microbial populations by providing organic substrates and improving soil conditions. Increased microbial activity enhances nutrient mineralization, organic matter breakdown, and soil enzyme activities. This biodiversity boost supports soil health, disease suppression, and ecosystem resilience.

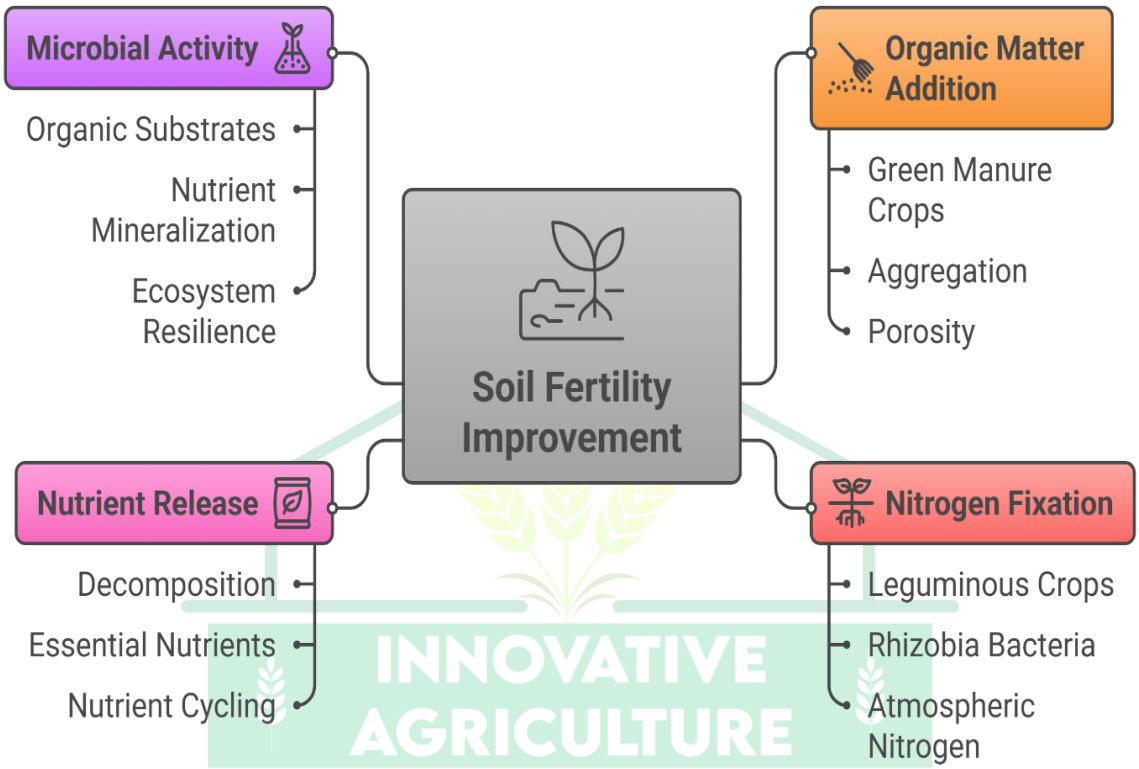

Figure 1: Mechanisms of Soil Fertility Improvement through Green Manuring

3. Types of Green Manure Crops and Their Roles

3.1 Leguminous crops and nitrogen fixation

Leguminous green manure crops such as cowpea, sunn hemp, and pigeon pea are valued for their nitrogen-fixing ability. Through symbiosis with rhizobia bacteria, they enrich soil nitrogen, improving fertility and reducing fertilizer requirements. These crops also provide moderate biomass contributing to organic matter.

3.2 Non-leguminous crops and biomass contribution

Non-leguminous green manure crops like mustard, sorghum, and buckwheat primarily contribute large amounts of biomass to the soil. Although they do not fix nitrogen, their residues improve soil organic matter content, structure, and nutrient availability through decomposition. Some non-legumes also have biofumigant properties that can suppress soil pathogens.

3.3 Fast-growing versus slow-decomposing species

Fast-growing green manure species rapidly produce biomass and are suitable for short fallow periods, quickly improving soil cover and organic inputs. Slow-decomposing species provide longer-lasting organic matter, enhancing soil carbon sequestration and structure over time. The choice depends on cropping schedules and soil management goals.

3.4 Selection criteria based on soil and climatic conditions

Selecting appropriate green manure crops requires consideration of soil type, climate, and cropping system. Factors include tolerance to local temperature and moisture regimes, soil nutrient status, and compatibility with main crops. Proper selection maximizes benefits such as nitrogen fixation, biomass production, and pest or weed suppression.

Table 1. Types of Green Manure Crops and Their Roles in Soil Management

Category / Type	Examples	Key Function / Role	Benefits / Outcomes
Leguminous Crops	Cowpea, sunn hemp, pigeon pea	Biological nitrogen fixation (Rhizobium)	Improved soil N, reduced fertilizer need
Non-Leguminous Crops	Mustard, sorghum, buckwheat	Biomass addition and biofumigation	Increased organic matter, pest suppression
Fast-Growing Species	Sesbania, cowpea	Rapid biomass production	Quick soil cover and nutrient addition
Slow-Decomposing Species	Sorghum, millet residues	Long-term organic matter buildup	Improved soil carbon and structure
Selection Based on Conditions	Climate- and soil-specific crops	Adaptation to local environment	Maximized efficiency and sustainability
Mixed/Intercropped Green Manures	Legume + non-legume combinations	Combined N fixation and biomass production	Balanced nutrient supply and soil improvement

4. Impact on Soil Physical Properties

4.1 Improvement in soil aeration and porosity

Green manuring improves soil aeration by increasing porosity through organic matter addition and root channel formation. Enhanced porosity facilitates gas exchange, promoting root respiration and microbial activity essential for nutrient cycling.

4.2 Increased water retention capacity

The organic matter from green manure crops improves soil's ability to retain water by increasing the soil's moisture-holding capacity. This is particularly beneficial in sandy or degraded soils, reducing drought stress for subsequent crops.

4.3 Reduction of soil erosion and surface crusting

Green manure crops provide protective ground cover that reduces the impact of raindrops on soil, minimizing surface crust formation and soil erosion. Their root systems also stabilize soil aggregates, preventing runoff and nutrient loss.

4.4 Influence on soil aggregation and compaction

The decomposition of green manure residues promotes the formation of stable soil aggregates, improving soil structure and reducing compaction. Enhanced aggregation increases pore space, which supports root growth and water movement, contributing to overall soil health.

Table 2. Impact of Green Manuring on Soil Physical Properties

Soil Property	Key Effects	Mechanism / Principle	Benefits / Outcomes
Soil Aeration & Porosity	Increased pore space and airflow	Organic matter addition, root channel formation	Better root respiration and microbial activity
Water Retention Capacity	Improved moisture holding ability	Organic matter enhances water retention	Reduced drought stress, improved crop growth
Erosion & Surface Crusting	Reduced soil loss and crust formation	Ground cover and root stabilization	Conservation of soil and nutrients
Aggregation & Compaction	Improved soil structure, reduced compaction	Formation of stable aggregates	Enhanced root growth and water movement
Soil Bulk Density	Decreased soil density	Organic matter loosens soil	Easier root penetration
Soil Temperature Regulation	Moderated soil temperature	Surface cover reduces heat fluctuations	Better seed germination and root development

5. Influence on Soil Chemical Properties

5.1 Enhancement of soil nutrient availability

Green manuring improves the chemical fertility of soil by increasing the availability of essential nutrients. The decomposition of green manure crops releases nitrogen, phosphorus, potassium, and micronutrients in forms that plants can readily absorb. This natural nutrient supply reduces dependence on synthetic fertilizers and supports balanced nutrient cycling in the soil.

5.2 pH modulation and buffering capacity

The organic acids and compounds released during the decomposition of green manure crops help to moderate soil pH levels. Green manuring can buffer acidic or alkaline soils, creating a more favorable environment for nutrient uptake and microbial activity. This pH stabilization enhances overall soil fertility and crop growth.

5.3 Reduction of soil salinity and toxicity

Green manure crops contribute to the reduction of soil salinity and toxic elements by promoting leaching and immobilization processes. The organic matter and root exudates improve soil structure and water movement, facilitating the removal or dilution of harmful salts and toxic substances, thus improving soil health.

5.4 Role in nutrient cycling and retention

By increasing organic matter and microbial activity, green manuring enhances nutrient cycling and retention within the soil. Nutrients released by decomposition are retained more effectively in the soil matrix, reducing leaching losses. This improves nutrient use efficiency and sustains soil fertility over time.

6. Role in Soil Biological Health

6.1 Stimulation of beneficial microbial populations

Green manuring fosters the growth of beneficial soil microorganisms, including bacteria, fungi, and actinomycetes. These microbes play critical roles in nutrient mineralization, organic matter decomposition, and disease suppression, thereby enhancing soil biological activity and fertility.

6.2 Suppression of soil-borne pathogens

Certain green manure crops produce bioactive compounds during decomposition that suppress harmful soil pathogens. This natural disease control reduces the incidence of soil-borne diseases, promoting healthier crops and decreasing reliance on chemical pesticides.

6.3 Promotion of earthworm and macrofauna activity

The addition of organic matter from green manure crops supports earthworms and other soil macrofauna, which improve soil aeration, nutrient cycling, and aggregation through their burrowing and feeding activities. Enhanced macrofauna populations contribute to a more dynamic and resilient soil ecosystem.

6.4 Contribution to overall soil ecosystem resilience

By improving microbial diversity, nutrient availability, and soil structure, green manuring strengthens the overall resilience of the soil ecosystem. This increased resilience helps soils better withstand stresses such as drought, erosion, and disease pressures, supporting sustainable agricultural productivity.

7. Integration of Green Manuring in Crop Management

7.1 Timing and methods of green manure incorporation

Effective integration of green manuring involves selecting appropriate timing for sowing and incorporation, often during fallow periods or between main crops. Incorporation methods include plowing green manure crops into the soil while still green or after flowering to maximize nutrient release and soil benefits.

7.2 Compatibility with crop rotation systems

Green manuring fits well within diverse crop rotation systems, enhancing soil fertility and breaking pest and disease cycles. Rotating green manure crops with cereals, vegetables, or other cash crops optimizes soil nutrient balance and improves overall system sustainability.

7.3 Effects on subsequent crop yield and quality

The use of green manure crops positively influences the yield and quality of subsequent crops by improving soil fertility, moisture retention, and disease resistance. Enhanced nutrient availability and soil health translate into better crop growth, higher yields, and improved produce quality.

7.4 Challenges and best practices for adoption

Challenges in adopting green manuring include competition for land and labor, timing constraints, and initial costs. Best practices to overcome these challenges involve selecting suitable green manure species, integrating with existing cropping schedules, and promoting farmer awareness and training to maximize benefits and ensure sustainable adoption.

Conclusion

Green manuring is a vital agricultural practice that significantly enhances soil fertility and sustainability. By incorporating specific crops into the soil, it enriches organic matter, improves soil structure, and naturally supplies essential nutrients, particularly through nitrogen fixation by leguminous species. This practice not only boosts soil physical, chemical, and biological properties but also promotes microbial diversity and ecosystem resilience. The integration of green manuring into crop management systems supports sustainable agriculture by reducing dependence on synthetic fertilizers, improving moisture retention, and suppressing soil-borne pathogens. Despite challenges such as land and labor competition, timing constraints, and initial costs, adopting best practices including selecting suitable green manure species, aligning with cropping schedules, and enhancing farmer awareness can maximize its benefits. Ultimately, green manuring contributes to better crop growth, higher yields, and improved produce quality, making it a cornerstone for long-term soil health and productive agroecosystems.

References

Iderawumi, A. M., & Kamal, T. O. (2022). Green manure for agricultural sustainability and improvement of soil fertility. Farming and Management, 7(1), 1-8.

Prajapati, S. K., Dayal, P., Kumar, V., & Gairola, A. (2023). Green manuring: A sustainable path to improve soil health and fertility. Int. J, 1, 24-33.

Fageria, N. K. (2007). Green manuring in crop production. Journal of plant nutrition, 30(5), 691-719.

Patra, A., Singh, R. P., Kundu, M. S., Kumar, G., Malkani, P., Singh, B. K., ... & Mukherjee, S. (2023). Green manuring: A sustainable approach for soil health improvement. Agriculture & Food E-Newsletter, 5(04), 198-201.

Maitra, S., Zaman, A., Mandal, T. K., & Palai, J. B. (2018). Green manures in agriculture: A review. Journal of Pharmacognosy and Phytochemistry, 7(5), 1319-1327.

Palchikov, Y. V., Bobrovich, L. V., Volkov, S. A., & Butenko, A. I. (2018). The role of green manure in improving soil fertility. International Journal of Mechanical Engineering and Technology, 9(12), 1347-1353.

INNOVATIVE AGRICULTURE
www.innovativeagriculture.in
ISSN : 3048 - 989X

Role of Plant Growth Regulators in improving fruit Set and Quality

Karmachand Yadav
M.Sc. (Ag), Genetics and Plant Breeding, Banaras Hindu University, Varanasi

1. Introduction to Plant Growth Regulators (PGRs) in Fruit Development

1.1 Definition and classification of plant growth regulators

Plant Growth Regulators (PGRs) are a diverse group of naturally occurring or synthetic chemical compounds that profoundly influence plant growth and development even at minute concentrations. These substances regulate a wide array of physiological processes, including cell division, elongation, differentiation, flowering, fruiting, and senescence. PGRs are generally classified into five major categories based on their chemical nature and physiological roles: auxins, gibberellins, cytokinins, ethylene, and abscisic acid. Each class plays specific roles, but their functions often overlap or interact through complex synergistic or antagonistic mechanisms to fine-tune plant growth and development. Beyond these classical groups, newer compounds such as brassinosteroids, jasmonates, and salicylic acid have also been recognized as important regulators, expanding the scope of PGR research and application.

1.2 General roles of PGRs in plant physiology

PGRs serve as essential signaling molecules that regulate key physiological and developmental processes in plants. They orchestrate cellular activities such as cell division, elongation, and differentiation, which are fundamental for organ formation and growth. Moreover, PGRs regulate reproductive processes, including flowering induction, fruit development, and seed maturation. They also mediate plant responses to biotic and abiotic stresses by modulating gene expression and enzyme activities, thereby enabling plants to adapt to changing environmental conditions. For instance, abscisic acid plays a crucial role in drought tolerance by regulating stomatal closure, while ethylene is involved in responses to mechanical stress and pathogen attack. The precise spatial and temporal distribution of PGRs, along with their dynamic interactions, ensures coordinated growth and development throughout the plant lifecycle.

1.3 Importance of PGRs in fruit set and development

Fruit set represents a pivotal developmental phase transitioning from flower fertilization to young fruit formation, directly influencing final crop yield and quality. PGRs are integral in regulating this phase by influencing flower retention, fertilization success, and early fruit growth. They modulate hormonal balances and signaling pathways that govern ovary development, ovule fertilization, and embryo formation. By managing the balance between promotive and inhibitory hormones, PGRs can reduce premature fruit drop a common cause of yield loss and enhance fruit size and uniformity. Additionally, exogenous application of PGRs can compensate for suboptimal endogenous hormone levels caused by environmental stresses, thereby stabilizing fruit set and improving overall productivity. Their role extends beyond initial fruit formation to influence subsequent growth stages, impacting fruit maturation and quality attributes.

1.4 Overview of PGR application in horticulture

In horticultural practices, the application of PGRs is a strategic tool to optimize flowering, fruit set, fruit development, and maturation. Various application methods such as foliar sprays, soil drenches, trunk injections, or seed treatments are employed depending on the crop species, developmental stage, and desired outcome. Timing of application is critical; PGRs are often applied at specific growth stages like pre-flowering, full bloom, or early fruit development to maximize efficacy. The integration of PGR treatments with other cultural practices such as irrigation, fertilization, and pruning enhances their effectiveness. Sustainable use of PGRs involves careful dosage management to avoid phytotoxicity and environmental contamination. Advances in formulation technologies, including controlled-release and nano-formulations, are improving the precision and efficiency of PGR applications in modern horticulture.

2. Mechanisms by which PGRs Enhance Fruit Set

2.1 Influence of PGRs on flower retention and fruit initiation

One of the primary mechanisms by which PGRs enhance fruit set is through the reduction of flower and fruit abscission. Auxins and cytokinins play a significant role in delaying the formation of the abscission layer at the base of flowers and young fruits, thereby strengthening their attachment to the plant. This retention increases the number of flowers available for successful fertilization. Additionally, PGRs influence the synthesis of cell wall-modifying enzymes and structural proteins in abscission zones, further stabilizing flower and fruit attachment. By promoting longevity and viability of floral organs, PGRs increase the likelihood of fruit initiation and subsequent development.

2.2 Modulation of hormonal balance during fruit set

Fruit set is regulated by a finely tuned hormonal balance between growth-promoting hormones such as auxins, gibberellins, and cytokinins, and growth-inhibiting hormones like ethylene and abscisic acid. PGRs influence this balance by enhancing the levels or activity of promotive hormones while suppressing inhibitory signals. For example, auxins transported from fertilized ovules stimulate gibberellin biosynthesis in the ovary, promoting cell division and expansion necessary for fruit growth. Concurrently, ethylene production is suppressed to prevent premature senescence and abscission. This hormonal crosstalk ensures coordinated development of the fruit, facilitating the transition from ovary to young fruit.

2.3 Effects on ovule fertilization and embryo development

Certain PGRs directly impact the processes of ovule fertilization and embryo development, which are critical determinants of successful fruit set. Auxins and gibberellins enhance pollen tube growth and guidance, improving fertilization efficiency. They also promote the development of the embryo sac and stimulate endosperm formation, providing the necessary nutrients and signaling molecules for early embryo growth. These effects facilitate the establishment of a viable embryo, which in turn signals the ovary to commence fruit development. By supporting these reproductive processes, PGRs contribute to higher fruit set rates and improved fruit quality.

2.4 Interaction between PGRs and environmental factors

Environmental factors such as temperature extremes, water availability, and light intensity significantly influence endogenous hormone levels and the effectiveness of applied PGRs. Stress conditions often disrupt hormonal homeostasis, leading to increased flower or fruit abscission and reduced fruit set. Application of PGRs can mitigate these adverse effects by stabilizing hormonal signals and enhancing plant resilience. For instance, under drought stress, PGRs may promote abscisic acid-mediated stomatal regulation while maintaining auxin and cytokinin levels to support reproductive development. Understanding these interactions is vital for optimizing PGR use under varying environmental conditions to ensure consistent fruit set and yield.

3. Types of Plant Growth Regulators Used for Improving Fruit Set

3.1 Auxins and their role in fruit initiation

Auxins, primarily indole-3-acetic acid (IAA), are central to fruit initiation due to their role in promoting cell elongation, division, and vascular differentiation. They mimic the natural hormonal signal produced by fertilized ovules, inducing parthenocarpy, which allows fruit development without fertilization a valuable trait in crops with poor pollination. Auxins also inhibit abscission by reinforcing cell walls in the abscission zone and delaying senescence of floral organs. Their application enhances fruit set particularly in crops susceptible to flower drop or under suboptimal pollination conditions. Synthetic auxins and auxin analogs are widely used in horticulture to improve fruit initiation and yield.

3.2 Gibberellins and their impact on fruit growth

Gibberellins (GAs) stimulate rapid cell division and elongation in fruit tissues, promoting significant fruit enlargement. They can break seed dormancy and enhance ovary growth prior to fertilization, thereby increasing fruit set potential. Gibberellins also influence flowering time and can reduce fruit drop by supporting the growth of developing fruits. Their application is common in fruits such as grapes and citrus to improve size and uniformity. Gibberellins interact with other hormones to regulate developmental processes, making their balanced use critical for optimal fruit growth.

3.3 Cytokinins and their influence on cell division in fruit tissues

Cytokinins primarily promote cell division and delay senescence in fruit tissues, which supports sustained growth during the early stages of fruit development. They enhance nutrient mobilization from source tissues to developing fruits, improving fruit viability and size. Cytokinins also stimulate ovary growth and reduce abscission by maintaining cellular activity and delaying programmed cell death in fruit tissues. Their application can increase the number of marketable fruits and improve overall fruit quality.

3.4 Ethylene inhibitors and their role in reducing fruit drop

Ethylene is a key regulator of fruit ripening and senescence but can also trigger premature fruit drop when produced excessively during early fruit development. Ethylene inhibitors such as silver thiosulfate (STS) and aminoethoxyvinylglycine (AVG) suppress ethylene biosynthesis or block its action, thereby reducing abscission and extending fruit retention on the plant. These inhibitors help maintain fruit set and improve yield by preventing early fruit loss. Their use is particularly valuable in crops prone to excessive ethylene production under stress or during specific developmental stages.

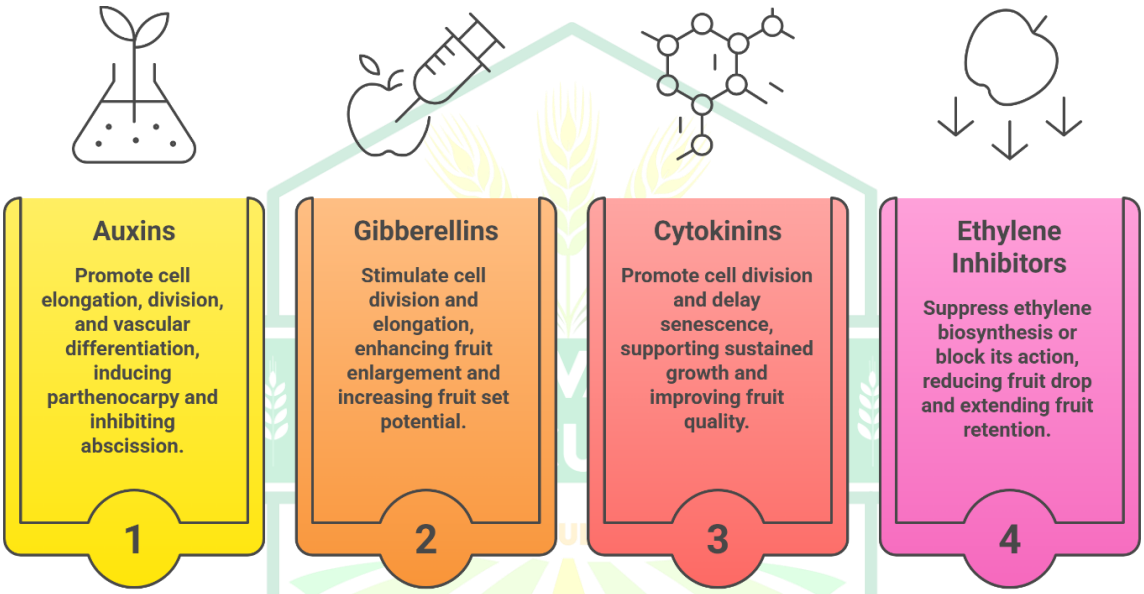

Figure 1: Plant Growth Regulators for Fruit Set

4. Role of PGRs in Enhancing Fruit Quality Attributes

4.1 Effects on fruit size and shape

Plant Growth Regulators influence fruit size and shape by modulating cell division and expansion during fruit development. Auxins and gibberellins primarily stimulate cell elongation and division, resulting in larger and more uniformly shaped fruits. Cytokinins contribute by promoting cell proliferation, which can increase fruit girth and volume. The balanced application of PGRs ensures optimal fruit morphology, which is crucial for market acceptance and consumer preference. Additionally, PGRs can correct developmental abnormalities caused by environmental stress or genetic factors, leading to improved fruit uniformity and commercial value.

4.2 Influence on texture and firmness

Texture and firmness are critical quality parameters affecting fruit shelf life and consumer appeal. PGRs regulate the synthesis and remodeling of cell wall components such as pectin, cellulose, and hemicellulose during fruit maturation. For example, auxins delay softening by inhibiting the activity of cell wall-degrading enzymes, thereby maintaining firmness. Gibberellins also contribute to firmer fruit texture by promoting structural integrity during growth. Cytokinins help sustain cell turgor and delay senescence, further enhancing texture quality. Through these mechanisms, PGRs extend the postharvest life of fruits and reduce losses due to mechanical damage or microbial decay.

4.3 Regulation of color development and pigmentation

Color development in fruits is largely governed by pigment biosynthesis pathways, including chlorophyll degradation and accumulation of carotenoids, anthocyanins, and flavonoids. PGRs modulate these biochemical pathways by regulating gene expression involved in pigment synthesis. Ethylene, a key ripening hormone, accelerates color change, while auxins and cytokinins can delay or modify pigmentation patterns by influencing ripening timing. The precise application of PGRs enables control over fruit coloration, improving visual appeal and signaling optimal ripeness to consumers. This regulation is particularly important in fruits where color is a major quality trait influencing marketability.

4.4 Impact on nutritional content and shelf life

PGRs affect the accumulation of important nutritional compounds such as sugars, organic acids, vitamins, and antioxidants during fruit development and ripening. By modulating metabolic pathways, PGRs can enhance the synthesis and retention of these nutrients, contributing to improved fruit quality and health benefits. Moreover, PGRs influence the timing of ripening and senescence processes, thereby extending shelf life and reducing postharvest losses. For instance, ethylene inhibitors delay ripening, preserving firmness and nutritional value over longer storage periods. The strategic use of PGRs thus supports the production of fruits with superior nutritional profiles and longer market availability.

5. Application Methods and Timing of PGRs for Optimal Results

5.1 Foliar sprays versus soil application

PGRs can be applied through foliar sprays, soil drenches, or other delivery methods depending on the target tissue and desired effect. Foliar sprays allow direct absorption through leaves and developing fruits, providing rapid and localized action. Soil applications facilitate root uptake and systemic distribution, often resulting in more prolonged effects. The choice between these methods depends on factors such as crop species, growth stage, environmental conditions, and the specific PGR used. Optimizing application method enhances bioavailability and efficacy while minimizing waste and environmental impact.

5.2 Timing related to flowering and fruit developmental stages

The timing of PGR application is critical for maximizing benefits. Applications are often synchronized with key developmental stages such as pre-flowering, full bloom, fruit set, and early fruit growth. For example, auxins and cytokinins are most effective when applied at flowering to improve fruit set, while gibberellins may be applied during early fruit development to enhance size. Late-stage applications can influence ripening and quality attributes. Precise timing ensures that PGRs interact with endogenous hormone levels and developmental signals for optimal response.

5.3 Dosage considerations and frequency of application

Appropriate dosage and frequency are essential to achieve desired outcomes without causing phytotoxicity or hormonal imbalances. Over-application can lead to adverse effects such as abnormal growth, reduced fruit quality, or environmental contamination. Dosage varies with the type of PGR, crop species, developmental stage, and environmental conditions. Repeated applications may be necessary for sustained effects but must be carefully managed to prevent accumulation or resistance. Calibration of application equipment and adherence to recommended guidelines are important for safe and effective use.

5.4 Integration with other cultural practices

PGR application is most effective when integrated with complementary cultural practices such as irrigation, fertilization, pruning, and pest management. These practices influence plant health and physiological status, affecting PGR uptake and action. For example, adequate nutrient availability supports hormonal responses, while stress management enhances PGR efficacy. Coordinated management ensures that PGR treatments contribute to sustainable production goals, optimizing fruit yield and quality while minimizing inputs and environmental risks.

6. Challenges and Future Prospects in PGR Use for Fruit Improvement

6.1 Potential phytotoxicity and adverse effects

While PGRs offer significant benefits, improper use can cause phytotoxicity, including leaf burn, abnormal growth, and reduced fruit quality. Sensitivity varies among species and cultivars, requiring careful selection and testing. Residual effects and interactions with other agrochemicals may also pose risks. Addressing these

challenges involves developing precise application protocols, monitoring plant responses, and educating users on safe practices.

Table 1. Application Methods and Timing of PGRs for Optimal Results

Aspect	Key Factors / Methods	Mechanism / Principle	Outcomes / Effects
Application Methods	Foliar spray, soil application	Direct absorption vs systemic uptake	Efficient delivery and enhanced efficacy
Timing of Application	Pre-flowering, flowering, fruit set, development stages	Synchronization with plant growth stages	Improved fruit set, size, and quality
Dosage & Frequency	Optimal concentration, repeated applications	Hormonal balance and controlled response	Avoids phytotoxicity, ensures effectiveness
Integration with Practices	Irrigation, fertilization, pruning	Enhances plant physiological response	Improved yield and sustainability
Environmental Conditions	Temperature, humidity, stress levels	Affects absorption and hormone activity	Variable effectiveness
Crop-Specific Requirements	Species and variety differences	Different hormonal sensitivity	Tailored PGR response
Application Technology	Sprayers, precision tools	Uniform distribution and calibration	Reduced wastage and better coverage
Safety & Regulation	Recommended guidelines, residue limits	Controlled and safe application	Environmental and crop safety

6.2 Environmental and regulatory considerations

Environmental concerns related to PGR use include potential contamination of soil and water, effects on non-target organisms, and persistence in ecosystems. Regulatory frameworks govern the approval, labeling, and use of PGR products to ensure safety and environmental protection. Compliance with these regulations, along with the development of biodegradable and environmentally friendly formulations, is critical for sustainable PGR application in horticulture.

6.3 Advances in formulation and delivery technologies

Innovations in PGR formulations, such as controlled-release systems, nano-encapsulation, and targeted delivery mechanisms, are enhancing the precision and efficiency of PGR use. These technologies improve stability, reduce required dosages, and minimize off-target effects. Development of smart delivery systems responsive to environmental cues or plant signals represents a promising frontier, enabling dynamic regulation of hormone levels to optimize fruit set and quality.

6.4 Prospects for molecular approaches and precision agriculture in PGR application

Emerging molecular techniques, including genetic engineering and genome editing, offer potential to manipulate endogenous hormone pathways for improved fruit development. Precision agriculture tools, such as sensor-based monitoring and variable-rate application technologies, enable site-specific and real-time management of PGR treatments. Integration of molecular insights with advanced agronomic practices promises to revolutionize PGR use, achieving higher efficiency, reduced inputs, and enhanced fruit yield and quality tailored to specific environmental conditions and crop requirements.

References

Bons, H.K. and Kaur, M., 2020. Role of plant growth regulators in improving fruit set, quality and yield of fruit crops: a review. The Journal of Horticultural Science and Biotechnology, 95(2), pp.137-146.

Bons, H. K., Kaur, N., & Rattanpal, H. S. (2015). Quality and quantity improvement of citrus: role of plant growth regulators. International Journal of Agriculture, Environment and Biotechnology, 8(2), 433.

Sebastian, K., Arya, M. S., Reshma, U. R., Anaswara, S. J., & Thampi, S. S. (2019). Impact of plant growth regulators on fruit production. International Journal of Current Microbiology and Applied Sciences, 8(2), 800-814.

Sabir, I. A., Liu, X., Jiu, S., Whiting, M., & Zhang, C. (2021). Plant growth regulators modify fruit set, fruit quality, and return bloom in sweet cherry. HortScience, 56(8), 922-931.

Rademacher, W. (2015). Plant growth regulators: backgrounds and uses in plant production. Journal of plant growth regulation, 34(4), 845-872.

Greene, D. W. (1988, July). Regulation of fruit set in tree fruits with plant growth regulators. In VI International Symposium on Growth Regulators in Fruit Production 239 (pp. 323-334).

INNOVATIVE AGRICULTURE
www.innovativeagriculture.in
ISSN : 3048 - 989X

Shelf-Life Improvement through Edible Coatings

Dr. Rosmia Paulson

Assistant Professor, Department of Food Science and Nutrition, Vimala College, Kerala, India

Introduction

Edible coatings represent an innovative and eco-friendly approach to preserving perishable food products by extending their shelf life through the application of thin, consumable films on their surfaces. These coatings act as multifunctional barriers that effectively reduce moisture loss, limit oxygen exposure, and inhibit microbial contamination, all of which are critical factors contributing to food spoilage. By mitigating these degradation pathways, edible coatings help maintain the sensory qualities of food including texture, flavor, and visual appeal as well as their nutritional value. This preservation not only enhances consumer satisfaction but also plays a significant role in reducing food waste across the supply chain, from production to consumption.

The growing demand for natural, safe, and sustainable food preservation methods has accelerated research into edible coatings, which utilize biodegradable and food-grade materials. Unlike conventional packaging, these coatings can be directly applied to food surfaces, providing targeted protection without generating additional packaging waste. Moreover, edible coatings offer the flexibility to incorporate functional additives such as antioxidants, antimicrobials, and flavor enhancers, thereby actively contributing to food quality and safety. Advancements in material science and food technology have expanded the range of biopolymers and composite formulations available for edible coatings, enabling customization of barrier properties to suit different food types and storage conditions. The versatility and effectiveness of edible coatings make them a promising solution for addressing the challenges of shelf-life extension in fruits, vegetables, meat, seafood, dairy, and bakery products, aligning with global efforts toward sustainable food systems and resource conservation.

Classification of Edible Coatings

Edible coatings are broadly classified based on their primary biopolymer constituents, each category offering distinct functional properties that influence their suitability for various food applications. The main classes include polysaccharide-based, protein-based, and lipid-based coatings. Additionally, composite coatings combine these materials to optimize performance.

1. Polysaccharide-Based Coatings

Polysaccharides are natural carbohydrate polymers derived from plant, microbial, or animal sources. Common examples include cellulose derivatives (such as carboxymethyl cellulose and methylcellulose), chitosan (derived from crustacean shells), and alginate (extracted from seaweed). These coatings are characterized by:

a) **Gas Barrier Properties**: Polysaccharides effectively reduce oxygen permeability, which helps in slowing oxidative reactions and respiration rates in fresh produce.
b) **Hydrophilicity:** Their affinity for water limits their ability to act as moisture barriers, making them less effective in preventing water loss or gain.
c) **Biodegradability and Edibility**: Being naturally derived, they are biodegradable and safe for consumption.
d) **Functional Modifications**: Polysaccharides can be chemically or enzymatically modified to enhance film-forming ability, mechanical strength, and barrier properties.
e) **Antimicrobial Potential**: Chitosan, in particular, exhibits inherent antimicrobial activity, which can be further enhanced by incorporating natural antimicrobials.

2. Protein-Based Coatings

Proteins used for edible coatings include animal-derived sources like gelatin and casein, as well as plant proteins such as soy and wheat gluten. Their key features include:

a) **Excellent Film-Forming Ability**: Proteins can form cohesive, flexible films that adhere well to food surfaces.

b) **Mechanical Strength**: Protein films typically exhibit good tensile strength and elasticity, contributing to physical protection.
c) **Moderate Gas Barrier**: Protein coatings provide reasonable resistance to oxygen permeability, helping delay spoilage.
d) **Moisture Sensitivity**: Similar to polysaccharides, protein films are generally hydrophilic, which can limit moisture barrier effectiveness.
e) **Functional Additives**: Proteins can bind with plasticizers, cross-linkers, or lipids to improve flexibility, water resistance, and mechanical properties.

3. Lipid-Based Coatings

Lipids used in edible coatings include natural waxes (beeswax, carnauba), fatty acids, and vegetable oils. Their characteristics are:

a) **Hydrophobic Nature:** Lipid coatings provide superior moisture barrier properties by repelling water vapor, thereby minimizing moisture loss or gain.
b) **Poor Mechanical Properties**: Lipid films are often brittle and lack flexibility, which can lead to cracking or poor adhesion.
c) **Gas Barrier**: Lipids generally have low gas barrier properties compared to polysaccharides and proteins.
d) **Compatibility**: Lipids can be combined with polysaccharides or proteins to form composite coatings that balance moisture resistance with mechanical strength.

4. Composite Coatings

To overcome the individual limitations of each class, composite edible coatings combine polysaccharides, proteins, and lipids in various formulations. These composites aim to:

a) **Synergize Barrier Properties:** The hydrophilic nature of polysaccharides and proteins is balanced by the hydrophobic lipid component, enhancing overall moisture and gas barrier performance.
b) **Improve Mechanical Strength**: Protein and polysaccharide matrices provide structural integrity to lipid films.
c) **Tailor Functional Attributes**: Composite coatings can be engineered to incorporate antimicrobial agents, antioxidants, or flavor compounds, enhancing active preservation.
d) **Optimize Sensory Characteristics**: Combining materials helps maintain transparency, texture, and taste neutrality, ensuring consumer acceptance.

Table 1. Classification and Properties of Edible Coatings

Coating Type	Main Components	Key Properties	Limitations	Special Features
Polysaccharide-Based	Cellulose derivatives, chitosan, alginate	Good gas barrier, biodegradable, edible	Poor moisture barrier (hydrophilic)	Antimicrobial (chitosan), modifiable
Protein-Based	Gelatin, casein, soy protein, gluten	Excellent film-forming, strong, flexible	Moisture sensitive (hydrophilic)	Can bind additives for improved properties
Lipid-Based	Waxes (beeswax, carnauba), fatty acids, oils	Excellent moisture barrier (hydrophobic)	Brittle, poor gas barrier	Used to reduce water loss
Composite Coatings	Combination of above (poly + protein + lipid)	Balanced gas & moisture barrier, improved strength	More complex formulation	Can include antimicrobials, antioxidants

Mechanisms of Shelf-Life Extension Through Edible Coatings

Edible coatings extend the shelf life of food products through multiple interrelated mechanisms that collectively inhibit spoilage processes and maintain quality:

1. Moisture Barrier Function:

Edible coatings reduce the rate of water vapor transmission between the food surface and the surrounding environment. This moisture regulation prevents excessive dehydration or water absorption, thereby preserving the texture, firmness, and weight of perishable items such as fruits, vegetables, and bakery products. By maintaining optimal moisture levels, coatings help delay shriveling, wilting, and staling.

2. Gas Barrier Function:

By limiting the permeability of gases, primarily oxygen and carbon dioxide, edible coatings modulate the respiration rate of fresh produce. Reduced oxygen ingress slows down oxidative reactions and enzymatic browning, while controlled carbon dioxide levels can delay ripening and senescence. This gas exchange control is crucial for extending freshness and visual appeal in climacteric fruits and vegetables.

3. Antimicrobial Activity:

Incorporation of natural antimicrobial agents such as essential oils (e.g., thyme, clove), organic acids (e.g., lactic acid), or plant extracts into edible coatings inhibits the growth and proliferation of spoilage and pathogenic microorganisms on the food surface. This active barrier function enhances microbial safety, reduces decay, and extends shelf life without relying on synthetic preservatives.

4. Physical Protection:

The coating forms a continuous, flexible film that shields food surfaces from mechanical damage, contamination, and environmental stresses during handling, transportation, and storage. This protective layer reduces bruising, abrasion, and microbial exposure, contributing to product integrity.

5. Antioxidant Incorporation:

Some edible coatings include antioxidants that scavenge free radicals and retard lipid oxidation, particularly important for high-fat foods like meat and seafood. This preserves flavor, color, and nutritional quality.

6. Controlled Release of Functional Agents:

Advanced edible coatings can be formulated to release antimicrobials, antioxidants, or other bioactive compounds gradually over time, maintaining prolonged protective effects throughout storage.

Application Techniques for Edible Coatings

The effectiveness of edible coatings depends heavily on the application method, which influences coating uniformity, thickness, adhesion, and sensory impact. Common techniques include:

1. Dipping:

Products are submerged in the coating solution for a specified duration, allowing complete surface coverage. Dipping is suitable for batch processing of uniform items like fruits and vegetables. Critical parameters include immersion time, withdrawal speed, and solution viscosity to control coating thickness and avoid excessive buildup that may affect appearance or texture. Post-dipping drying conditions (temperature, airflow) are essential to form a stable film.

2. Spraying:

Coating solution is atomized and sprayed onto the food surface using specialized nozzles. Spraying enables more precise control over coating thickness and is ideal for delicate or irregularly shaped items where dipping may cause damage or uneven coverage. It supports continuous processing and scalability but requires optimization of spray pressure, droplet size, and coating formulation to ensure uniformity and adhesion.

3. Brushing:

Manual or mechanized brushing applies coating solutions directly onto the food surface. This method allows targeted application on specific areas and is useful for large or irregular food items. However, it is labor-intensive and may result in uneven coating layers or variable thickness, impacting barrier performance and consumer perception.

4. Other Emerging Techniques:

a) **Electrostatic Coating**: Uses electrostatic charges to improve coating adhesion and uniformity, particularly for dry powder coatings.
b) **Vacuum Impregnation**: Enhances penetration of coating solutions into porous food matrices, improving internal protection.
c) **Roll Coating and Casting**: Applied mainly for flat or sheet-like foods, enabling controlled film formation.

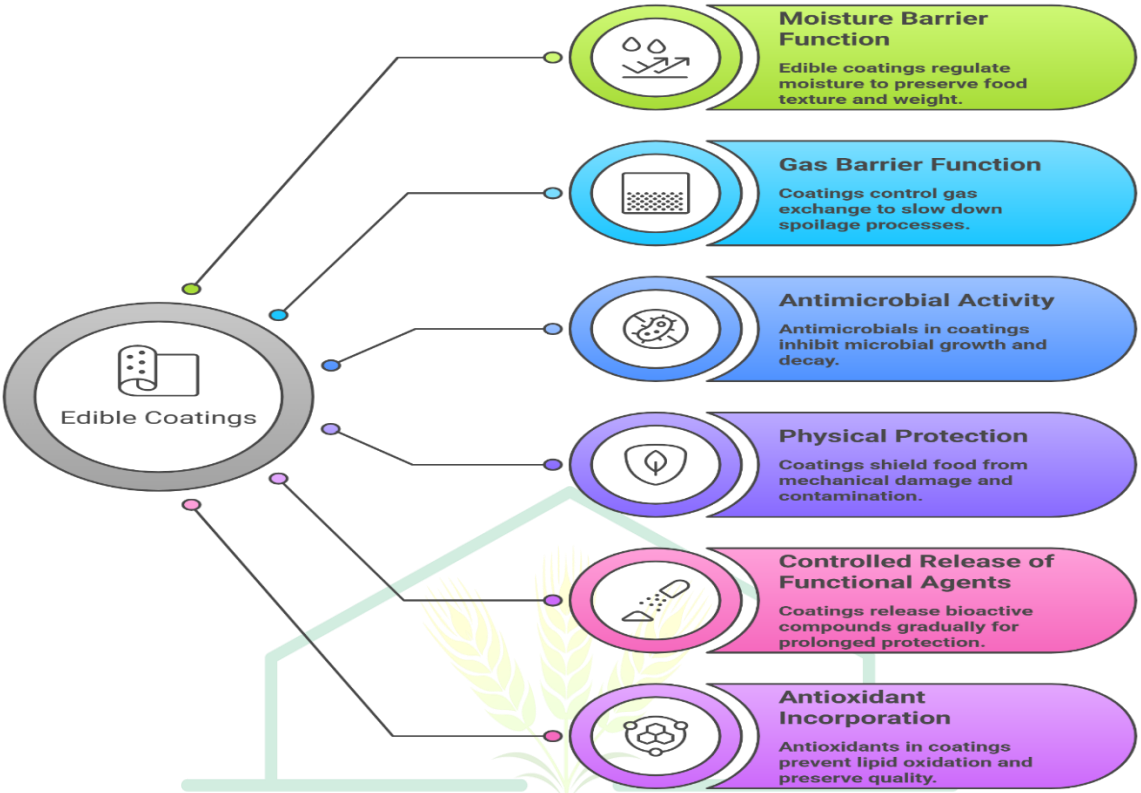

Figure 1: Unveiling the Multifaceted Benefits of Edible Coatings

Effectiveness of Edible Coatings Across Food Categories

a) Fruits and Vegetables:

Coatings reduce respiration and transpiration rates, delaying ripening and senescence. For example, coated apples and tomatoes exhibit prolonged firmness and color retention.

b) Meat and Seafood:

Oxygen and moisture barriers reduce lipid oxidation and microbial spoilage, preserving texture and flavor. Coatings can also serve as carriers for antioxidants and antimicrobials.

c) Cheese and Bakery Products:

Coatings retard mold growth and moisture migration, maintaining texture and preventing staling or spoilage.

Challenges and Considerations

a) Coating Uniformity and Thickness:

Achieving a defect-free, consistent coating layer is essential to avoid negative sensory impacts such as off-flavors, textural changes, or visual defects.

b) Sensory Attributes:

Coatings must be tasteless, odorless, and transparent to ensure consumer acceptance.

c) Regulatory Compliance:

All coating ingredients must comply with food safety regulations, including GRAS status and permissible additive limits.

d) Environmental Factors:

Coating performance can be influenced by storage temperature, humidity, and handling conditions, requiring tailored formulations for specific supply chains.

Future Directions and Innovations

a) Nanotechnology:

Incorporation of nanomaterials enhances barrier properties, mechanical strength, and controlled release of active agents.

b) Smart and Active Coatings:

Development of coatings with embedded sensors or controlled-release antimicrobials that respond to environmental changes or microbial presence.

c) Integration with Packaging:

Combining edible coatings with active or intelligent packaging systems for comprehensive food preservation strategies.

Table 2. Challenges and Considerations of Edible Coatings

Challenge	Key Issue	Cause/Factor	Impact
Coating Uniformity	Uneven or defective layer	Poor application technique	Affects texture and appearance
Sensory Attributes	Change in taste, odor, appearance	Improper formulation	Reduced consumer acceptance
Regulatory Compliance	Safety and legal requirements	Food safety standards	Limits ingredient selection
Environmental Factors	Performance variation	Temperature, humidity	Affects coating effectiveness

Conclusion

Edible coatings represent a promising strategy for extending the shelf life of perishable food products by creating a protective barrier that reduces moisture loss, gas exchange, and microbial contamination. These coatings, often composed of natural polymers such as proteins, polysaccharides, and lipids, can be tailored to enhance the mechanical and barrier properties of the food surface while maintaining edibility and safety. By limiting oxidative reactions and microbial growth, edible coatings help preserve the sensory attributes, nutritional quality, and overall freshness of fruits, vegetables, and other food items. Moreover, the incorporation of bioactive compounds like antioxidants and antimicrobials into these coatings further improves their effectiveness in shelf-life extension. The use of edible coatings aligns with consumer demand for clean-label, environmentally sustainable packaging solutions, reducing reliance on synthetic preservatives and plastic packaging. However, optimization of coating formulations, application methods, and compatibility with different food matrices remains crucial to maximize benefits. Future research should focus on scalable production techniques, regulatory compliance, and comprehensive evaluation of the coatings' impact on food safety and quality during storage. Overall, edible coatings offer a viable, eco-friendly approach to enhancing shelf life, reducing food waste, and contributing to sustainable food systems.

References

Perez-Vazquez, A., Barciela, P., Carpena, M., & Prieto, M. A. (2023). Edible coatings as a natural packaging system to improve fruit and vegetable shelf life and quality. Foods, 12(19), 3570.

Gol, N. B., Patel, P. R., & Rao, T. R. (2013). Improvement of quality and shelf-life of strawberries with edible coatings enriched with chitosan. Postharvest Biology and Technology, 85, 185-195.

Pham, T. T., Nguyen, L. L. P., Dam, M. S., & Baranyai, L. (2023). Application of edible coating in extension of fruit shelf life. AgriEngineering, 5(1), 520-536.

Yousuf, B., Qadri, O. S., & Srivastava, A. K. (2018). Recent developments in shelf-life extension of fresh-cut fruits and vegetables by application of different edible coatings: A review. Lwt, 89, 198-209.

Ochoa-Reyes, E., Martínez-Vazquez, G., Saucedo-Pompa, S., Montañez, J., Rojas-Molina, R., de Leon-Zapata, M. A., ... & Aguilar, C. N. (2013). Improvement of shelf life quality of green bell peppers using edible coating formulations. Journal of Microbiology, Biotechnology and Food Sciences, 2(6), 2448-2451.

Mannozzi, C., Cecchini, J. P., Tylewicz, U., Siroli, L., Patrignani, F., Lanciotti, R., ... & Romani, S. (2017). Study on the efficacy of edible coatings on quality of blueberry fruits during shelf-life. LWT-Food Science and Technology, 85, 440-444.

INNOVATIVE AGRICULTURE
www.innovativeagriculture.in
ISSN : 3048 - 989X

Spatial Variability of Soil Nutrients Using GIS and Geostatistical Techniques

Komal Sharma

Ph.D. Student, Department of Soil Science and Agricultural Chemistry, Sher-e-Kashmir University of Agricultural Sciences and Technology of Jammu, Jammu, Jammu & Kashmir, India

1. Introduction

1.1 Importance of Soil Nutrient Variability

Soil nutrient variability refers to the uneven distribution of essential nutrients within a soil profile or across a landscape. This variability significantly influences crop productivity, soil health, and environmental sustainability. Understanding spatial variation in soil nutrients enables more efficient nutrient management, reducing over- or under-application of fertilizers, which can lead to economic losses and environmental degradation. Recognizing nutrient heterogeneity at different scales helps optimize inputs, improve crop yield quality, and maintain long-term soil fertility.

1.2 Role of Spatial Analysis in Soil Science

Spatial analysis plays a crucial role in soil science by providing tools to quantify, visualize, and interpret the distribution patterns of soil properties, including nutrients. It allows researchers and practitioners to assess spatial dependence and heterogeneity, identify nutrient-deficient zones, and understand underlying processes affecting nutrient dynamics. Spatial analysis supports decision-making in precision agriculture, environmental monitoring, and land management by integrating spatial data with soil characteristics to reveal complex relationships and trends not apparent through traditional point-based sampling.

1.3 Overview of GIS and Geostatistical Techniques

Geographic Information Systems (GIS) and geostatistics are complementary technologies widely used to analyze spatial variability in soils. GIS provides a platform for managing, visualizing, and analyzing spatial data, enabling the creation of detailed soil nutrient maps and facilitating spatial decision support. Geostatistics offers statistical methods, such as variogram modeling and kriging, to model spatial autocorrelation and interpolate nutrient values at unsampled locations with quantified uncertainty. Together, these techniques enhance the accuracy and reliability of soil nutrient assessments and spatial predictions.

1.4 Objectives of Studying Soil Nutrient Spatial Variability

The primary objectives include characterizing the extent and patterns of nutrient variability, identifying factors influencing nutrient distribution, and developing spatial models to predict nutrient status across fields or regions. This knowledge supports efficient nutrient management strategies, enhances crop production, and minimizes environmental impacts. Additionally, studying spatial variability aids in refining sampling designs, improving soil fertility assessments, and integrating multi-source data for comprehensive soil resource management.

2. Soil Nutrients and Their Significance

2.1 Key Soil Nutrients Affecting Crop Growth

Essential nutrients such as nitrogen (N), phosphorus (P), potassium (K), calcium (Ca), magnesium (Mg), and micronutrients (e.g., zinc, iron) are critical for plant growth and development. Each nutrient plays specific physiological roles, influencing processes like photosynthesis, enzyme activation, and cell division. Deficiencies or excesses can limit crop yield and quality, making accurate assessment of their spatial distribution vital for balanced fertilization.

2.2 Factors Influencing Soil Nutrient Distribution

Soil nutrient distribution is affected by intrinsic factors like parent material, soil texture, organic matter content, and soil pH, as well as extrinsic factors such as land use, crop management practices, erosion, and climatic conditions. Biological activity and nutrient cycling processes also contribute to spatial heterogeneity. Understanding these factors helps interpret spatial patterns and guides targeted soil management interventions.

2.3 Nutrient Cycling and Soil Fertility

Nutrient cycling involves the transformation and movement of nutrients through soil, plants, microorganisms, and the atmosphere. Processes such as mineralization, immobilization, leaching, and fixation regulate nutrient availability and spatial variability. Maintaining soil fertility depends on balanced nutrient inputs and outputs, which are influenced by these dynamic cycles. Spatial analysis helps identify areas with disrupted nutrient cycling or fertility decline.

2.4 Challenges in Soil Nutrient Assessment

Challenges include the high spatial and temporal variability of nutrients, sampling density limitations, analytical costs, and the complexity of nutrient interactions. Variability at micro- and macro-scales complicates representative sampling and reliable mapping. Additionally, soil heterogeneity and environmental factors may introduce uncertainty in measurements and predictions, necessitating robust spatial analysis techniques to improve assessment accuracy.

Table 1. Soil Nutrients and Their Significance in Crop Production

Aspect	Key Components / Factors	Mechanism / Role	Implications / Outcomes
Essential Nutrients	N, P, K, Ca, Mg, micronutrients (Zn, Fe)	Support photosynthesis, enzyme activity, growth	Improved crop yield and quality
Nutrient Distribution Factors	Soil texture, pH, organic matter, climate	Influence nutrient availability and movement	Spatial variability in soil fertility
Nutrient Cycling	Mineralization, immobilization, leaching	Transformation and recycling of nutrients	Sustained soil fertility
Assessment Challenges	Variability, sampling limits, cost	Complexity of soil heterogeneity	Need for precise soil testing and mapping
Soil–Plant Interaction	Root uptake, rhizosphere processes	Nutrient absorption and exchange	Efficient nutrient use
Management Practices	Fertilization, crop rotation, amendments	Regulate nutrient input and balance	Optimized soil fertility
Spatial Analysis Tools	GIS, remote sensing, soil mapping	Identify variability and nutrient zones	Site-specific nutrient management
Environmental Impact	Nutrient runoff, leaching	Loss of nutrients and pollution	Need for sustainable nutrient management

3. Geographic Information Systems (GIS) in Soil Studies

3.1 Fundamentals of GIS Technology

GIS is a computer-based system for capturing, storing, managing, analyzing, and visualizing spatial and geographic data. It integrates various data types, including raster and vector formats, enabling layered analysis of soil properties relative to location. GIS facilitates spatial querying, overlay analysis, and map production, which are essential for understanding and communicating soil nutrient variability.

3.2 GIS Data Acquisition and Management for Soil Analysis

Data acquisition involves collecting spatial soil data through field sampling, remote sensing, and existing databases. Effective management requires organizing data with appropriate metadata, coordinate systems, and attribute information. GIS supports data quality control, storage, and retrieval, enabling seamless integration of heterogeneous datasets for comprehensive soil nutrient analysis.

3.3 Spatial Data Visualization and Mapping

GIS provides tools to create thematic maps illustrating nutrient concentrations, variability, and distribution patterns. Visualization techniques such as graduated symbols, color gradients, and contour lines help interpret spatial trends and identify nutrient-rich or deficient zones. These maps serve as communication tools for stakeholders and decision-makers in soil management.

3.4 Integration of GIS with Soil Sampling Techniques

GIS enhances soil sampling by optimizing sample locations through spatial analysis, such as stratified or grid sampling designs based on soil variability. It supports the incorporation of auxiliary data (e.g., topography, land use) to improve sampling efficiency and representativeness. Integration with GPS technology enables precise georeferencing of samples, facilitating spatial interpolation and mapping.

4. Geostatistical Techniques for Spatial Variability

4.1 Basic Concepts of Geostatistics

Geostatistics is a branch of statistics focused on modeling spatially correlated data. It assumes that soil nutrient values at nearby locations are more similar than those farther apart, a property known as spatial autocorrelation. Geostatistical methods quantify this relationship to predict nutrient levels at unsampled locations and assess spatial patterns.

4.2 Variogram Modeling and Spatial Autocorrelation

The variogram is a fundamental tool that describes how spatial similarity decreases with distance. It plots the semi-variance of nutrient values against lag distance, revealing the range, sill, and nugget effects. Variogram modeling helps characterize spatial structure, guiding interpolation and sampling strategies.

4.3 Kriging and Other Interpolation Methods

Kriging is an advanced geostatistical interpolation technique that uses the variogram model to estimate nutrient concentrations at unsampled points with minimized estimation variance. Variants include ordinary kriging, universal kriging, and indicator kriging. Other methods like inverse distance weighting (IDW) and spline interpolation are also used but may not account for spatial autocorrelation as effectively.

4.4 Accuracy Assessment and Validation of Geostatistical Models

Model validation involves comparing predicted nutrient values against observed data using statistical metrics such as root mean square error (RMSE), mean absolute error (MAE), and cross-validation techniques. Accurate models ensure reliable spatial predictions, which are critical for effective nutrient management and decision-making.

5. Methodological Framework for Analyzing Soil Nutrient Variability

5.1 Designing Soil Sampling Strategies

Effective analysis of soil nutrient spatial variability begins with well-planned sampling strategies. Sampling designs such as random, systematic grid, stratified, or adaptive sampling are chosen based on the scale and heterogeneity of the study area. Stratified sampling divides the area into homogeneous zones using prior knowledge or auxiliary data (e.g., topography, land use), improving representativeness and efficiency. Sampling density must balance cost with the need for capturing spatial variability, with denser sampling required in highly heterogeneous soils.

5.2 Data Preprocessing and Quality Control

Collected soil samples undergo preprocessing to ensure data quality and consistency. This includes outlier detection, handling missing values, normalization or transformation of data to meet statistical assumptions, and checking for spatial trends or anisotropy. Quality control also involves verifying georeferencing accuracy and harmonizing data formats. Preprocessed data form a reliable basis for spatial analysis and modeling.

5.3 Application of GIS and Geostatistics in Data Analysis

GIS is used to manage spatial datasets and integrate soil nutrient measurements with environmental variables. Geostatistical methods such as variogram analysis and kriging are applied to model spatial dependence and interpolate nutrient values across unsampled locations. Combining GIS visualization with geostatistical outputs facilitates identification of nutrient patterns, hotspots, and gradients, supporting targeted soil management decisions.

5.4 Interpretation of Spatial Patterns and Trends

Interpreting spatial variability involves analyzing maps and model outputs to understand nutrient distribution drivers and their implications. Patterns may reflect natural soil formation processes or anthropogenic influences such as fertilizer application and land management. Recognizing spatial trends aids in diagnosing nutrient imbalances, optimizing fertilizer application, and monitoring soil fertility changes over time.

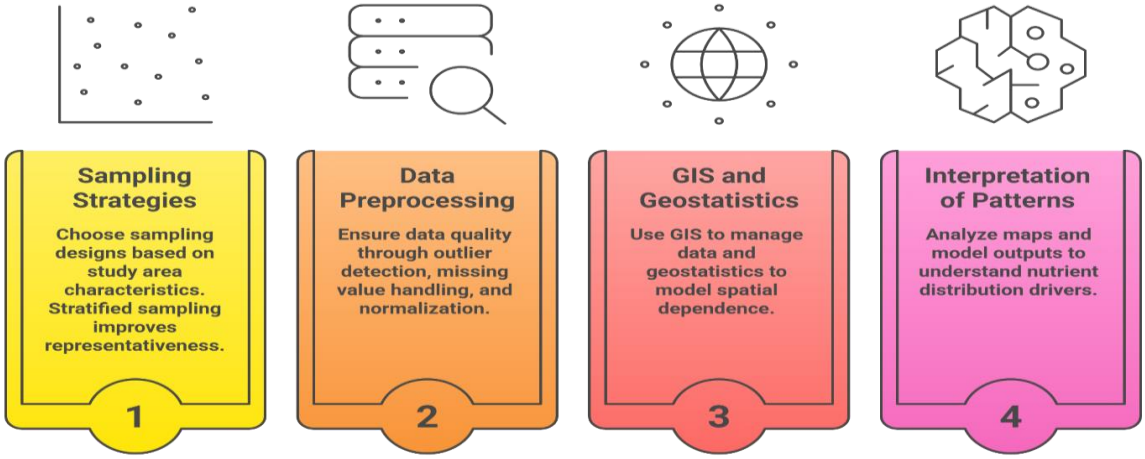

Figure 1: Soil Nutrient Variability Analysis

6. Applications of Spatial Variability Analysis in Soil Management

6.1 Precision Agriculture and Variable Rate Fertilization

Spatial variability analysis enables precision agriculture practices by identifying nutrient-rich and nutrient-deficient zones within fields. Variable rate fertilization applies nutrients differentially based on spatial data, enhancing nutrient use efficiency, reducing costs, and minimizing environmental impacts caused by over-fertilization.

6.2 Soil Nutrient Management Planning

Detailed spatial information supports the development of nutrient management plans tailored to site-specific needs. It aids in setting realistic fertilization targets, scheduling applications, and selecting appropriate nutrient sources, thereby improving soil health and crop productivity sustainably.

6.3 Environmental Monitoring and Sustainable Practices

Mapping soil nutrient variability contributes to environmental monitoring by detecting areas vulnerable to nutrient leaching, runoff, or accumulation that may affect water quality and ecosystem health. This information guides sustainable land use practices and conservation measures to protect natural resources.

6.4 Decision Support Systems Using Spatial Data

Integrating spatial variability data into decision support systems (DSS) enhances soil management by providing real-time, location-specific recommendations. DSS platforms combine GIS, geostatistics, and agronomic models to assist farmers, agronomists, and policymakers in making informed decisions that optimize resource use and environmental stewardship.

Table 2. Applications of Spatial Variability Analysis in Soil Management

Application Area	Key Tools / Approaches	Mechanism / Function	Benefits / Outcomes
Precision Agriculture	GIS, GPS, variable rate technology	Site-specific input application	Improved nutrient use efficiency, reduced cost
Nutrient Management Planning	Soil mapping, sampling grids	Targeted fertilization strategies	Enhanced soil fertility and productivity
Environmental Monitoring	Spatial analysis, risk mapping	Identify leaching/runoff-prone zones	Reduced environmental pollution
Decision Support Systems (DSS)	GIS-based DSS, models, real-time data	Data-driven recommendations	Better farm management decisions
Yield Mapping	Sensors, combine harvest data	Spatial yield variability analysis	Optimized crop management
Resource Optimization	Precision irrigation, input management	Efficient allocation of inputs	Reduced waste and improved sustainability
Climate Adaptation	Spatial climate data integration	Identify stress-prone zones	Improved resilience to climate variability
Land Use Planning	GIS mapping, zoning	Suitable crop and land allocation	Sustainable land management

7. Future Directions and Challenges

7.1 Advances in Remote Sensing and Sensor Technologies

Emerging remote sensing platforms and proximal soil sensors offer high-resolution, real-time data on soil nutrient status. Integration of these technologies with GIS and geostatistics promises improved spatial and temporal monitoring capabilities, reducing reliance on labor-intensive sampling.

7.2 Integration of Big Data and Machine Learning with GIS and Geostatistics

The fusion of big data analytics and machine learning with traditional spatial analysis techniques enables the handling of large, complex datasets from diverse sources. These approaches can improve prediction accuracy, identify nonlinear relationships, and automate pattern recognition in soil nutrient variability studies.

7.3 Addressing Scale and Resolution Issues in Spatial Analysis

One ongoing challenge is reconciling spatial variability across scales—from micro (within-field) to macro (regional) levels. Selecting appropriate spatial resolution and scale is critical for meaningful interpretation and practical application. Multi-scale analysis frameworks are needed to capture hierarchical variability effectively.

7.4 Policy Implications and Research Needs in Soil Nutrient Management

Spatial variability insights should inform agricultural policies promoting efficient nutrient use and environmental protection. Research priorities include developing standardized protocols for spatial data collection and analysis, enhancing model robustness, and fostering interdisciplinary collaboration to translate scientific findings into actionable soil management strategies.

Conclusion

Spatial variability of soil nutrients is a critical factor influencing agricultural productivity, environmental sustainability, and soil health. Understanding and accurately characterizing this variability through advanced tools like GIS and geostatistical techniques enables targeted nutrient management, optimizing fertilizer use and minimizing ecological impacts. Methodological rigor in sampling design, data preprocessing, and spatial modeling ensures reliable representation of nutrient patterns, supporting precision agriculture and sustainable soil management practices. Emerging technologies such as remote sensing, sensor integration, big data analytics, and machine learning offer promising avenues to enhance spatial and temporal resolution of soil nutrient assessments. However, challenges remain in addressing scale discrepancies, data standardization, and model robustness. To translate scientific insights into practical applications, interdisciplinary collaboration and policy frameworks promoting efficient nutrient use and environmental protection are essential. Future research should focus on developing standardized protocols, refining spatial analysis methodologies, and fostering decision-support systems that integrate diverse data sources. Such efforts will advance soil nutrient management, contributing to food security, resource conservation, and sustainable agricultural development.

References

Khan, M. Z., Islam, M. R., Salam, A. B. A., & Ray, T. (2021). Spatial variability and geostatistical analysis of soil properties in the diversified cropping regions of Bangladesh using geographic information system techniques. Applied and Environmental Soil Science, 2021(1), 6639180.

Foroughifar, H., Jafarzadeh, A. A., Torabi, H., Pakpour, A., & Miransari, M. (2013). Using geostatistics and geographic information system techniques to characterize spatial variability of soil properties, including micronutrients. Communications in Soil Science and Plant Analysis, 44(8), 1273-1281.

Islam, M. A. (2019). Spatial variability and geostatistical analysis of selected soil. Bangladesh journal of scientific and industrial research.

Tagore, G. S., Sethy, S. K., Kulhare, P. S., & Sharma, G. D. (2023). Characterization of spatial variability of micro nutrients in soils: classical vs. geo-statistical approach. Communications in Soil Science and Plant Analysis, 54(4), 472-487.

Denton, O. A., Aduramigba-Modupe, V. O., Ojo, A. O., Adeoyolanu, O. D., Are, K. S., Adelana, A. O., ... & Oke, A. O. (2017). Assessment of spatial variability and mapping of soil properties for sustainable agricultural production using geographic information system techniques (GIS). Cogent Food & Agricult

INNOVATIVE AGRICULTURE
www.innovativeagriculture.in
ISSN : 3048 - 989X

Synergistic Effects of Biofertilizers on Soil Health and Crop Productivity in Climate-Stressed Environments

Arnab Maji

Ph.D. Research Scholar, Department of Agronomy, Palli Siksha Bhavana (Institute of Agriculture), Visva Bharati University, Sriniketan – 731236, West Bengal, India

1. Introduction

1.1 Overview of biofertilizers in sustainable agriculture

Biofertilizers are living microorganisms that enhance nutrient availability and promote plant growth by colonizing the rhizosphere or plant interior. They serve as eco-friendly alternatives to chemical fertilizers, playing a critical role in sustainable agriculture by improving soil fertility, reducing chemical inputs, and enhancing crop yields. Their use supports environmental health and long-term agricultural productivity.

1.2 Climate stress effects on soil and crops

Climate stressors such as drought, salinity, temperature extremes, and erratic rainfall adversely affect soil properties and crop performance. These stresses disrupt nutrient cycling, reduce microbial diversity, impair water retention, and inhibit plant growth, leading to decreased crop productivity and soil degradation. Addressing these challenges requires adaptive strategies that improve soil resilience and plant tolerance.

1.3 Importance of biofertilizer synergy

Synergistic interactions among different biofertilizer strains can enhance their individual effects, leading to improved nutrient solubilization, microbial activity, and plant growth promotion. Combining multiple biofertilizers exploits complementary mechanisms, resulting in greater soil health benefits and crop productivity, especially under climate stress conditions. Understanding these interactions is vital for optimizing biofertilizer formulations.

1.4 Review objectives and scope

This review aims to synthesize current knowledge on the synergistic effects of biofertilizers on soil health and crop productivity in climate-stressed environments. It covers types and mechanisms of biofertilizers, their impacts on soil and crops, synergistic interactions, challenges, and future research directions to guide sustainable agricultural practices.

2. Types of Biofertilizers and Mechanisms

2.1 Nitrogen-fixing biofertilizers

Nitrogen-fixing biofertilizers, such as Rhizobium and Azotobacter, convert atmospheric nitrogen into forms accessible to plants, enhancing soil nitrogen content naturally. These microbes establish symbiotic or free-living associations with plants, reducing dependence on synthetic nitrogen fertilizers and promoting sustainable nutrient management.

2.2 Phosphate-solubilizing microbes

Phosphate-solubilizing microorganisms release phosphorus from insoluble compounds in the soil by producing organic acids and enzymes. This process increases phosphorus availability, a critical nutrient often limited in soils, thereby supporting root development and plant growth.

2.3 Potassium-mobilizing biofertilizers

These biofertilizers mobilize potassium from soil minerals through solubilization and mineral weathering, making it accessible to plants. Potassium is essential for various physiological processes, including enzyme activation and water regulation, contributing to stress tolerance and crop quality.

2.4 Plant growth-promoting rhizobacteria

Plant growth-promoting rhizobacteria (PGPR) enhance plant development through multiple mechanisms like hormone production, nutrient solubilization, and biocontrol of pathogens. Their functional traits include nitrogen fixation, phosphate solubilization, production of growth regulators, and induction of systemic resistance in plants.

Table 1. Types of Biofertilizers and Their Mechanisms of Action

Biofertilizer Type	Key Microorganisms / Examples	Mechanism / Function	Benefits / Outcomes
Nitrogen-Fixing Biofertilizers	*Rhizobium*, *Azotobacter*	Convert atmospheric N_2 into plant-available forms	Enhanced soil nitrogen, reduced fertilizer use
Phosphate-Solubilizing Microbes	*Bacillus*, *Pseudomonas*	Release P via organic acids and enzymes	Improved phosphorus availability and root growth
Potassium-Mobilizing Biofertilizers	*Frateuria*, *Bacillus*	Solubilize K from minerals	Better nutrient uptake and stress tolerance
Plant Growth-Promoting Rhizobacteria (PGPR)	*Pseudomonas*, *Azospirillum*	Hormone production, nutrient solubilization, biocontrol	Enhanced plant growth and disease resistance

3. Effects on Soil Health

3.1 Enhancing nutrient availability

Biofertilizers improve the availability of key nutrients such as nitrogen, phosphorus, and potassium through biological fixation, solubilization, and mineralization processes. This enhances nutrient cycling efficiency and reduces nutrient losses, contributing to sustained soil fertility.

3.2 Boosting microbial diversity and activity

Application of biofertilizers enriches soil microbial communities by introducing beneficial strains and stimulating native populations. Increased microbial diversity enhances soil biological functions, resilience, and ecosystem stability, especially under environmental stress.

3.3 Improving soil structure and water retention

Biofertilizers contribute to soil aggregation by producing extracellular polysaccharides and promoting root growth, which improves soil porosity and stability. Enhanced soil structure facilitates better water infiltration and retention, crucial for plant survival in drought-prone environments.

3.4 Mitigating salinity and acidity

Certain biofertilizers can alleviate soil salinity and acidity by producing organic acids, exopolysaccharides, and enzymes that modify the rhizosphere environment. These changes help in detoxifying harmful ions, improving nutrient uptake, and restoring soil health under adverse conditions.

Table 2. Effects of Biofertilizers on Soil Health

Soil Health Aspect	Key Effects / Processes	Mechanism / Principle	Benefits / Outcomes
Nutrient Availability	Increased N, P, K availability	Biological fixation, solubilization, mineralization	Improved soil fertility and plant nutrition
Microbial Diversity & Activity	Enrichment of beneficial microbes	Introduction and stimulation of microbial populations	Enhanced soil resilience and ecosystem stability
Soil Structure & Water Retention	Better aggregation and porosity	EPS production, root growth stimulation	Improved water retention and aeration
Salinity & Acidity Mitigation	Reduction of toxic ions, pH balance	Organic acids, enzymes, rhizosphere modification	Better nutrient uptake and soil health
Soil Enzyme Activity	Increased enzymatic processes	Activation of soil biochemical pathways	Faster nutrient cycling
Organic Matter Decomposition	Enhanced breakdown of residues	Microbial activity and mineralization	Improved soil organic matter content
Disease Suppression	Reduced soil-borne pathogens	Competitive exclusion, biocontrol mechanisms	Healthier plants and reduced crop losses
Soil Sustainability	Long-term soil productivity	Balanced biological and chemical processes	Sustainable agriculture

4. Impact on Crop Productivity

4.3 Enhancing yield and quality under stress

Under abiotic stresses such as drought and salinity, biofertilizers play a crucial role in sustaining or improving crop yield and quality. They mitigate stress effects by enhancing nutrient use efficiency, ensuring that plants receive adequate nutrition even under limiting conditions. Biofertilizers support vital metabolic functions, including photosynthesis and respiration, which are often impaired during stress. Their action helps maintain cellular homeostasis, stabilizes membrane integrity, and reduces oxidative damage by modulating antioxidant systems. Consequently, crops exhibit better growth parameters, grain filling, and nutrient content, which translate to improved yield quantity and nutritional quality despite adverse environmental conditions.

4.4 Supporting drought and temperature resilience

Biofertilizers induce multiple physiological and biochemical adaptations in plants that enhance tolerance to drought and temperature extremes. These include the accumulation of osmolytes such as proline and glycine betaine, which protect cellular structures and maintain osmotic balance. They also stimulate antioxidant enzyme activities (e.g., superoxide dismutase, catalase) that scavenge reactive oxygen species generated under stress, reducing oxidative damage. Additionally, biofertilizers can modulate stress-responsive gene expression and hormone levels (e.g., abscisic acid), improving water use efficiency and root architecture. These changes collectively enhance the plant's capacity to withstand water deficit and thermal fluctuations, ensuring sustained productivity in climate-stressed environments.

5. Synergistic Interactions Among Biofertilizers

5.1 Mechanisms of synergy in biofertilizer mixes

Synergistic effects arise when multiple biofertilizer strains interact positively, enhancing each other's functional traits beyond their individual capabilities. These mechanisms include complementary nutrient solubilization pathways, mutual stimulation of microbial growth, and cooperative colonization of the rhizosphere. Synergy can also involve cross-feeding, where metabolic by-products of one microbe serve as substrates for another, increasing overall microbial activity and nutrient cycling. This integrated microbial activity leads to improved nutrient availability, enhanced root colonization, and stronger plant growth promotion compared to single-strain applications.

5.2 Combined nitrogen-fixing and phosphate solubilizers

The combination of nitrogen-fixing bacteria with phosphate-solubilizing microorganisms exemplifies effective synergy. Nitrogen fixers supply bioavailable nitrogen, while phosphate solubilizers increase phosphorus availability, two essential macronutrients often limiting in soils. Their co-application results in balanced nutrient supply, optimizing plant uptake and growth. This dual action enhances soil fertility and stimulates root development, leading to improved nutrient assimilation and crop productivity, especially under nutrient-deficient and climate-stressed conditions.

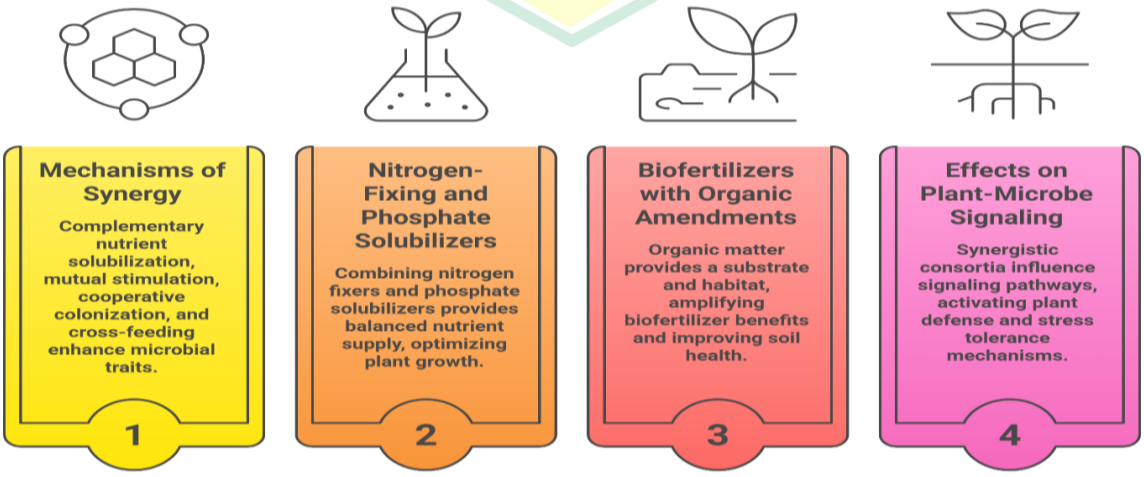

Figure 1: Biofertilizer Synergy

5.3 Biofertilizers with organic amendments

Integrating biofertilizers with organic amendments such as compost or manure amplifies their benefits. Organic matter provides a nutrient-rich substrate and habitat for microbial proliferation, enhancing biofertilizer survival and activity. This combination improves soil structure, moisture retention, and nutrient cycling, creating a favorable environment for plant growth. Additionally, organic amendments can modulate soil pH and reduce toxicity, further supporting microbial functions and synergistic interactions.

5.4 Effects on plant-microbe signaling and stress tolerance

Synergistic biofertilizer consortia influence plant-microbe communication pathways, including signaling molecules like quorum sensing signals and phytohormones. These interactions activate plant defense mechanisms and stress tolerance pathways, such as systemic acquired resistance and induced systemic tolerance. Enhanced signaling leads to improved root architecture, nutrient transporter expression, and antioxidant defenses, collectively increasing the plant's ability to cope with abiotic stresses.

6. Challenges and Limitations

6.1 Environmental variability in efficacy

The performance of biofertilizers is highly influenced by environmental factors such as soil type, temperature, moisture, and native microbial communities. Variability in these conditions can lead to inconsistent efficacy, limiting the predictability of biofertilizer benefits across different agroecosystems and climatic zones.

6.2 Formulation, storage, and application issues

Biofertilizer effectiveness depends on proper formulation to ensure microbial viability and activity. Challenges include maintaining shelf life, protecting microbes from desiccation or UV damage, and developing user-friendly application methods. Poor storage and handling can reduce microbial populations, diminishing field performance.

6.3 Antagonistic microbial interactions

Not all microbial combinations are beneficial; some strains may exhibit antagonism, inhibiting each other's growth or function. Such negative interactions can reduce the overall effectiveness of biofertilizer consortia and complicate formulation strategies. Understanding microbial compatibility is essential to avoid such antagonism.

6.4 Regulatory and adoption challenges

Regulatory frameworks for biofertilizers vary widely, with some regions lacking clear standards for quality control and registration. This can hinder market development and farmer confidence. Additionally, limited awareness, lack of technical support, and economic constraints reduce adoption rates, especially in climate-stressed and resource-poor regions.

7. Future Perspectives and Research Directions

7.1 Advances in microbial consortia and synthetic biology

Emerging approaches in designing tailored microbial consortia using synthetic biology enable the development of biofertilizers with enhanced and targeted functionalities. These advances allow for precise manipulation of microbial traits, improving stability, compatibility, and efficacy under diverse environmental stresses.

7.2 Integration with precision agriculture

Combining biofertilizer application with precision agriculture technologies, such as remote sensing and soil health monitoring, can optimize timing, dosage, and placement. This integration enhances resource use efficiency and maximizes the benefits of biofertilizers in variable climatic conditions.

7.3 Long-term trials under diverse climates

Conducting extensive, multi-location field trials over multiple seasons is critical to validate biofertilizer performance and understand their long-term impacts on soil health and crop productivity. Such studies provide data on consistency, adaptability, and ecological effects under real-world climate stress scenarios.

7.4 Policy and extension for sustainable use

Developing supportive policies, quality standards, and extension services is vital to promote biofertilizer adoption. Training farmers, improving supply chains, and incentivizing sustainable practices will facilitate wider use, contributing to resilient agricultural systems in climate-stressed environments.

Conclusion

Developing supportive policies, quality standards, and extension services is essential to advancing the adoption of biofertilizers in climate-stressed agricultural systems. Effective policy frameworks ensure consistent quality control and regulatory oversight, fostering farmer confidence and market growth. Extension services play a critical role in educating farmers about the benefits, proper application techniques, and integration of biofertilizers with existing practices. Strengthening supply chains and providing economic incentives further facilitate widespread use, especially in resource-limited regions vulnerable to climate stress. Collectively, these measures contribute to building resilient agricultural systems capable of sustaining productivity under adverse environmental conditions. By promoting sustainable biofertilizer use, stakeholders can enhance soil health, improve crop productivity, and support long-term food security. This integrated approach aligns with global efforts to mitigate the impacts of climate change on agriculture while reducing dependency on chemical inputs. Continued collaboration among policymakers, researchers, extension agents, and farmers is vital to realize the full potential of biofertilizers in fostering environmentally sound and productive farming landscapes.

References

Loo, W. T., Chua, K. O., Mazumdar, P., Cheng, A., Osman, N., & Harikrishna, J. A. (2022). Arbuscular mycorrhizal symbiosis: a strategy for mitigating the impacts of climate change on tropical legume crops. Plants, 11(21), 2875.

Kaur, H., Gosal, S. K., & Walia, S. S. (2017). Synergistic effect of organic, inorganic and biofertilizers on soil microbial activities in rhizospheric soil of green pea. Annual Research & Review in Biology, 12(4), 1-11.

Iqbal, A., Shafi, M. I., Rafique, M., Jabeen, A., Asif, S., Zaman, M., ... & Jiang, L. (2023). Biofertilizers to improve soil health and crop yields. In Sustainable Agriculture Reviews 61: Biochar to Improve Crop Production and Decrease Plant Stress under a Changing Climate (pp. 247-272). Cham: Springer International Publishing.

Shaaban, M., Asgari Lajayer, B., & Nazir, G. (2025). Promoting the use of bio-fertilizers to improve soil health. Frontiers in Agronomy, 7, 1730845.

El-Akhdar, I., Shabana, M. M., El-Khateeb, N. M., Elhawat, N., & Alshaal, T. (2024). Sustainable wheat cultivation in sandy soils: impact of organic and biofertilizer use on soil health and crop yield. Plants, 13(22), 3156.

Zhang, X., Zhang, L., Liu, J., Shen, Z., Liu, Z., Gu, H., ... & Wang, G. (2025). Biofertilizers enhance soil fertility and crop yields through microbial community modulation. Agronomy, 15(7), 1572.

INNOVATIVE AGRICULTURE
www.innovativeagriculture.in
ISSN : 3048 - 989X

Use of CRISPR Gene Editing for Developing Disease-Resistant Crop Varieties

Ratnesh Mishra

Technical Assistant Grade-I, Food Corporation of India, Government of India

Abstract

Effective policy frameworks are crucial for the responsible advancement and deployment of CRISPR-edited crops. These policies must balance innovation incentives with biosafety, ethical considerations, and public engagement to address potential risks to human health and the environment. Harmonizing regulations internationally and fostering collaborative stakeholder involvement can enhance equitable access to CRISPR technology, especially benefiting smallholder farmers and developing countries. Such coordinated governance supports sustainable use, reduces regulatory uncertainties, and builds public trust. By integrating transparent oversight with scientific progress, CRISPR gene editing can significantly contribute to agricultural productivity, food security, and environmental sustainability. Ultimately, well-designed policies will enable CRISPR to fulfill its transformative potential in developing disease-resistant crops while respecting societal values and maintaining ecological balance.

1. Introduction to CRISPR Gene Editing

1.1 Overview of CRISPR technology

CRISPR (Clustered Regularly Interspaced Short Palindromic Repeats) technology is a revolutionary genome editing tool derived from a natural defense mechanism found in bacteria. It enables precise, targeted modifications to DNA sequences within living organisms. By harnessing this system, scientists can introduce, delete, or alter specific genetic sequences with high accuracy, making it a powerful method for genetic improvement in crops.

1.2 Mechanism of CRISPR-Cas9 system

The CRISPR-Cas9 system operates through a guide RNA (gRNA) that directs the Cas9 nuclease to a complementary DNA sequence in the genome. Once bound, Cas9 induces a double-strand break at the target site. The cell's natural repair mechanisms then fix this break, either through non-homologous end joining (NHEJ), which can introduce mutations, or homology-directed repair (HDR), which allows for precise sequence insertion or correction. This mechanism facilitates efficient and specific gene editing in plants.

1.3 Advantages over traditional breeding methods

CRISPR gene editing offers several advantages compared to conventional breeding. It significantly reduces the time required to develop improved crop varieties by directly targeting genes of interest without the need for multiple generations of crossing. It also allows for modifications that are difficult or impossible to achieve through traditional methods, such as precise gene knockouts or insertions. Additionally, CRISPR can enhance traits without introducing foreign DNA, potentially easing regulatory hurdles.

1.4 Ethical and regulatory considerations

The application of CRISPR in crop improvement raises ethical and regulatory questions related to biosafety, food security, and environmental impact. Regulatory frameworks vary globally, with some countries classifying CRISPR-edited crops differently from genetically modified organisms (GMOs) based on the presence or absence of foreign DNA. Ethical debates focus on the long-term effects on ecosystems, potential off-target mutations, and equitable access to technology, necessitating transparent policies and public engagement.

2. Targeting Disease Resistance in Crops

2.1 Identification of disease resistance genes

The first step in developing disease-resistant crops using CRISPR involves identifying genes that confer resistance to pathogens. This includes resistance (R) genes, susceptibility (S) genes, and genes involved in plant immune signaling pathways. Advances in genomics and bioinformatics have facilitated the discovery of these candidate genes across various crop species, enabling targeted editing to enhance resistance.

2.2 Strategies for gene editing to enhance resistance

Gene editing strategies to improve disease resistance include knocking out susceptibility genes to prevent pathogen exploitation, activating or enhancing resistance genes, and modifying regulatory elements to strengthen immune responses. CRISPR allows for precise alterations that can disrupt pathogen infection processes or bolster plant defenses, leading to durable resistance against specific diseases.

2.3 Role of host-pathogen interactions in editing targets

Understanding the molecular interactions between host plants and pathogens is critical for selecting effective gene editing targets. Pathogens often manipulate host susceptibility genes or suppress immune signaling to establish infection. By dissecting these interactions, researchers can identify key genes that, when edited, disrupt pathogen strategies and enhance the plant's innate immunity.

2.4 Potential for broad-spectrum resistance development

CRISPR gene editing holds promise for developing broad-spectrum resistance by targeting conserved susceptibility genes or key regulatory nodes in immune pathways. Multiplexed editing can simultaneously modify multiple genes, providing resistance against a range of pathogens. This approach reduces the risk of resistance breakdown and contributes to sustainable disease management.

Table 1. CRISPR-Based Strategies for Enhancing Disease Resistance in Crops

Aspect	Key Elements / Targets	Mechanism / Approach	Outcomes / Benefits
Identification of Resistance Genes	R genes, S genes, immune signaling genes	Genomics and bioinformatics-based discovery	Selection of precise editing targets
Gene Editing Strategies	Knockout of S genes, activation of R genes	Targeted DNA modification using CRISPR-Cas	Enhanced disease resistance
Host–Pathogen Interactions	Effector targets, immune pathways	Disruption of pathogen exploitation mechanisms	Strengthened plant immunity
Broad-Spectrum Resistance	Conserved genes, regulatory hubs	Multiplex gene editing	Resistance to multiple pathogens
Regulatory Element Modification	Promoters, enhancers	Fine-tuning gene expression	Improved defense response
Multiplex Editing	Multiple gene targets	Simultaneous editing of several loci	Durable and stable resistance
Reduced Chemical Dependence	Less pesticide requirement	Genetic resistance replaces chemical control	Eco-friendly crop protection
Sustainable Crop Protection	Long-term resistance traits	Integration with breeding programs	Climate-resilient agriculture

3. Techniques and Tools in CRISPR-Based Crop Improvement

3.1 Delivery methods for CRISPR components in plants

Efficient delivery of CRISPR components Cas9 protein and guide RNA into plant cells is essential for successful editing. Common methods include Agrobacterium-mediated transformation, biolistic particle delivery (gene gun), and protoplast transfection. Each method has advantages and limitations depending on the crop species and tissue type targeted for editing.

3.2 Optimization of guide RNA design

Guide RNA design critically influences the specificity and efficiency of CRISPR editing. Computational tools help select target sequences with minimal off-target potential and high on-target activity. Optimizing parameters such as GC content, secondary structure, and protospacer adjacent motif (PAM) compatibility enhances editing precision and reduces unintended mutations.

3.3 Off-target effect minimization

Minimizing off-target effects is vital to ensure the safety and reliability of CRISPR-edited crops. Strategies include using high-fidelity Cas9 variants, truncated guide RNAs, and rigorous computational prediction of

potential off-target sites. Experimental validation through sequencing and molecular assays confirms the specificity of edits.

3.4 Validation and screening of edited plants

Post-editing, plants undergo validation to confirm the presence and nature of desired genetic modifications. Techniques such as PCR, DNA sequencing, and phenotypic assays are used to screen edited lines. This step ensures that only plants with precise and intended edits advance for further development and field testing.

Table 2. Techniques and Tools in CRISPR-Based Crop Improvement

Technique / Step	Key Tools / Methods	Mechanism / Principle	Outcomes / Benefits
Delivery of CRISPR Components	Agrobacterium, gene gun, protoplast	Introduction of Cas9 and guide RNA into cells	Efficient genome editing in plants
Guide RNA Optimization	Bioinformatics tools, sequence design	Target-specific binding to DNA	High editing efficiency and specificity
Off-target Minimization	High-fidelity Cas variants, truncated gRNA	Reducing unintended DNA modifications	Safer and precise genome editing
Validation & Screening	PCR, DNA sequencing, phenotyping	Detection and confirmation of edits	Selection of accurately edited plants
Computational Design	In-silico prediction tools	Target site selection and risk analysis	Improved editing accuracy
Multiplex Editing	Multiple gRNAs	Simultaneous editing of multiple genes	Faster trait improvement
Regulatory Screening	Molecular assays, biosafety checks	Verification of compliance and safety	Approval-ready crop varieties
Phenotypic Evaluation	Field trials, trait assessment	Linking genotype to phenotype	Validation of agronomic performance

4. Challenges and Limitations of CRISPR in Crop Disease Resistance

4.1 Technical hurdles in complex genomes

Editing disease resistance traits in crops with large, polyploid, or highly repetitive genomes presents significant technical challenges. Complex genome structures complicate precise targeting due to sequence redundancy and similarity among gene copies. Achieving efficient delivery of CRISPR components and ensuring edits occur in all relevant gene copies require advanced optimization. Additionally, incomplete or imprecise edits can lead to mosaicism or unintended phenotypes, limiting the effectiveness of disease resistance improvement.

4.2 Regulatory and biosafety issues

Diverse regulatory landscapes worldwide pose challenges for the development and commercialization of CRISPR-edited crops. Some jurisdictions regulate CRISPR-edited plants similarly to traditional GMOs, while others exempt edits lacking foreign DNA. Biosafety concerns include potential off-target mutations, gene flow to wild relatives, and ecological impacts. Ensuring robust risk assessment frameworks and harmonized policies is critical to facilitate safe deployment and public trust.

4.3 Public perception and acceptance

Public acceptance of CRISPR-edited crops varies widely and influences adoption and market success. Concerns about genetic manipulation, food safety, and environmental effects can generate resistance among consumers and stakeholders. Transparent communication, education about the technology's precision and benefits, and stakeholder engagement are essential to address misconceptions and build confidence in CRISPR-derived crop varieties.

4.4 Intellectual property and access concerns

Intellectual property (IP) rights related to CRISPR technologies can restrict access, particularly for small-scale breeders and developing countries. Patent complexities and licensing fees may limit the equitable use of CRISPR

for crop improvement. Addressing IP barriers through open-access models, partnerships, and supportive policies is necessary to ensure broad access and foster innovation in disease-resistant crop development.

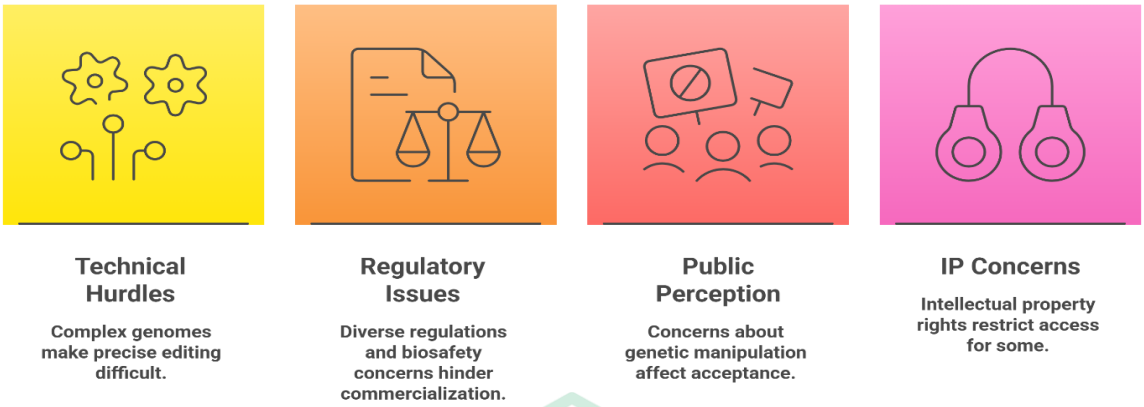

Figure 1: CRISPR Challenges

5. Future Prospects and Innovations

5.1 Integration with other genome editing technologies

Combining CRISPR with complementary genome editing tools, such as base editors and prime editors, can enhance precision and expand the range of editable targets. These integrations enable single-nucleotide changes without double-strand breaks, reducing off-target effects and improving editing outcomes. Such synergistic approaches promise more versatile and efficient crop improvement strategies.

5.2 Multiplexed gene editing for durable resistance

Advances in multiplexed CRISPR editing allow simultaneous modification of multiple genes involved in disease resistance. This capability facilitates stacking of resistance traits and targeting of redundant susceptibility genes, thereby enhancing durability and reducing the likelihood of pathogen adaptation. Multiplexing accelerates breeding programs by creating complex trait improvements in a single generation.

5.3 Advances in precision and efficiency

Ongoing improvements in Cas variants, guide RNA design algorithms, and delivery systems continue to increase editing precision and efficiency. High-fidelity Cas enzymes minimize off-target activity, while machine learning tools optimize guide RNA selection. Enhanced delivery methods tailored to diverse crops improve transformation success rates, broadening CRISPR applicability across species.

5.4 Potential impact on global food security

CRISPR-based development of disease-resistant crops has the potential to significantly bolster global food security by reducing yield losses caused by pathogens. Improved resistance reduces reliance on chemical pesticides, lowering production costs and environmental impacts. By enabling rapid and targeted crop improvement, CRISPR can contribute to sustainable agriculture and resilience against emerging diseases amid climate change.

6. Environmental and Socioeconomic Implications

6.1 Effects on biodiversity and ecosystem balance

Deploying CRISPR-edited disease-resistant crops may influence biodiversity by altering plant-pathogen dynamics and ecosystem interactions. While disease resistance can reduce chemical inputs, unintended ecological consequences such as reduced pathogen diversity or effects on non-target organisms must be monitored. Sustainable deployment requires ecological risk assessments and management strategies to maintain ecosystem balance.

6.2 Economic benefits for farmers and industries

Disease-resistant crops developed through CRISPR can increase farmer incomes by improving yields and reducing losses. Lower dependence on pesticides decreases input costs and environmental liabilities. Crop

industries benefit from enhanced product quality and stability, supporting supply chains and market competitiveness. These economic gains can stimulate rural development and agricultural innovation.

6.3 Addressing smallholder and developing country needs

Ensuring that CRISPR technologies are accessible and affordable for smallholder farmers and developing countries is vital to maximize benefits. Tailored crop improvements addressing locally relevant diseases can improve food security and livelihoods. Capacity building, technology transfer, and inclusive policies are necessary to overcome barriers related to infrastructure, expertise, and IP constraints.

6.4 Policy frameworks for sustainable deployment

Robust policy frameworks are essential to guide the responsible development, regulation, and adoption of CRISPR-edited crops. Policies should balance innovation incentives with biosafety, ethical considerations, and public engagement. International harmonization and stakeholder collaboration can facilitate equitable access and sustainable use, ensuring that CRISPR contributes positively to agriculture and society.

Conclusion

Effective policy frameworks are essential to balance innovation incentives with biosafety, ethical considerations, and public engagement in the deployment of CRISPR-edited crops. Such policies must ensure that technological advancements proceed responsibly while addressing potential risks to human health and the environment. International harmonization of regulations and collaborative stakeholder involvement can promote equitable access to CRISPR technology, particularly benefiting smallholder farmers and developing countries. This coordinated approach supports sustainable use, reduces regulatory uncertainty, and fosters public trust. By integrating transparent governance with scientific progress, CRISPR can contribute significantly to agricultural productivity, food security, and environmental sustainability. Ultimately, well-structured policies will enable CRISPR gene editing to fulfill its potential as a transformative tool that advances crop disease resistance while respecting societal values and ecological balance.

References

Tripathi, L., Ntui, V. O., & Tripathi, J. N. (2020). CRISPR/Cas9-based genome editing of banana for disease resistance. Current Opinion in Plant Biology, 56, 118-126.

Zaidi, S. S. E. A., Mahas, A., Vanderschuren, H., & Mahfouz, M. M. (2020). Engineering crops of the future: CRISPR approaches to develop climate-resilient and disease-resistant plants. Genome biology, 21(1), 289.

Manzoor, S., Nabi, S. U., Rather, T. R., Gani, G., Mir, Z. A., Wani, A. W., ... & Manzar, N. (2024). Advancing crop disease resistance through genome editing: a promising approach for enhancing agricultural production. Frontiers in genome editing, 6, 1399051.

Zafar, K., Noureen, A., Awan, M. J. A., Anjum, N., Aslam, M. Q., Khan, M. Z., ... & Mansoor, S. (2021). Genome editing to develop disease resistance in crops. Genome engineering for crop improvement, 224-252.

Tyagi, S., Kumar, R., Kumar, V., Won, S. Y., & Shukla, P. (2021). Engineering disease resistant plants through CRISPR-Cas9 technology. GM crops & food, 12(1), 125-144.

Zaidi, S. S. E. A., Mukhtar, M. S., & Mansoor, S. (2018). Genome editing: targeting susceptibility genes for plant disease resistance. Trends in biotechnology, 36(9), 898-906.

INNOVATIVE AGRICULTURE
www.innovativeagriculture.in
ISSN : 3048 - 989X

"Threats to the rainforests of our ocean"

Eshita Shrivatsava[1], Kusumlata Goswami [2], Padmanabha A[3], Prabhutva Chaturvedi[4], Aishwarya Sahu[1], Divya Dewangan[1], Nirmal Patel[5]

[1]M.F.sc. Scholar, Department of Aquatic Environment Management, CCS Haryana Agriculture University, Hisar-125004, Haryana
[2]Assistant Professor, Department of Aquatic Environment Management, CCS Haryana Agriculture University, Hisar-125004, Haryana
[3]Assistant Scientist, Department of Aquatic Environment Management, CCS Haryana Agriculture University, Hisar-125004, Haryana
[4]PhD Scholar, Department of Aquatic Environment Management, CCS Haryana Agriculture University, Hisar-125004, Haryana
[5]M.F.sc. Scholar, Department of Fish Processing Technology, CCS Haryana Agriculture University, Hisar-125004, Haryana
Corresponding Author: Eshita Shrivastava

1. Introduction

Coral polyps secrete calcium carbonate skeletons that form underwater structures called coral reefs. Although reefs only occupy 284,300 km² worldwide, the term "Rainforests of the Sea" emphasizes their function as dynamic, three-dimensional habitats that support enormous diversity comparable to rainforests. Although they make up less than 1% of the ocean floor, these biodiversity hotspots are home to at least 25% of all marine life, including over 4,000 different kinds of fish as well as innumerable crustaceans, algae, and microbes. They flourish in shallow, sunlight tropical seas (23–29°C), where symbiotic zooxanthellae algae use photosynthesis to produce energy, allowing for high productivity in nutrient-poor conditions. Reefs in places like the Gulf of Mannar and Lakshadweep in India are prime examples of this, supporting 270–300 species despite risks like bleaching and demonstrating persistence through restoration. For millions of people, fisheries, coastal protection, and tourism depend on this biodiversity.

Figure 1. Staghorn coral (*Acropra cervicornis*)

2. Climate change: The overarching threat

The most widespread and serious threat to coral reefs worldwide is climate change, which will drastically alter their ecological balance through extreme weather and persistent ocean warming.

2.1 Rising sea temperatures

Since 1971, greenhouse gas emissions have caused ocean temperatures to rise continuously, with surface waters increasing by roughly 0.11°C per ten years. Coral reefs depend on symbiotic zooxanthellae algae, which dwell in polyp tissues and effectively recycle nutrients in nutrient-poor tropical waters, for energy through photosynthesis. Coral reefs flourish in restricted temperature ranges of 23–29°C. The relationship disintegrates when temperatures rise beyond 30°C for weeks because zooxanthellae produce too many reactive oxygen species, which causes corals to reject them and cause energy hunger.

Figure 2. As the ocean warms, coral reefs face repeated bleaching events

2.2 Marine heatwaves

These are extended periods of abnormally warm ocean temperatures that last days to months and have doubled in severity and grown by 50% during the 1980s. Heatwaves cause rapid disintegration in addition to bleaching corals: high temperatures promote microbial overgrowth on skeletons, which enhances bioerosion by boring sponges, worms, and algae that breakdown calcium carbonate more quickly than polyps rebuilds it.

2.3 Mass bleaching mechanism

Bleaching occurs gradually, starting with partial zooxanthellae loss and ending with stark white skeletons as polyps turn translucent. In order to defend themselves, stressed polyps compress into calyces; but, in the absence of algae, they are dependent only on filter-feeding zooplankton, which is insufficient for their survival. Zooxanthellae's genetic variability provides some resistance; certain strains are more heat-tolerant than others, but this is outweighed by mass ejection during maxima (1-2°C anomalies).

2.4 Resulting mortality and ecosystem shifts

Within months, bleached corals that are not recovered die, shedding tissue and leaving skeletons vulnerable to erosion. Survivors with compromised health are more susceptible to diseases (such as Stony Coral Tissue Loss Disease), have less gametogenesis and reproduction, and have a lesser number of larvae. As 25% of marine species lose their habitat, reefs change to algae-dominated states that erode coastal buffers and cause fisheries to collapse.

3. Ocean acidification: The silent stressor

Coral reefs are being undermined by ocean acidification, which erodes their fundamental structure from the inside out.

Figure 3. Mechanism showing how ocean acidification affects coral skeletons

3.1 CO_2 absorption and pH decline

Elevated atmospheric CO_2 due to human emissions dissolves in saltwater to generate carbonic acid (H_2CO_3), which splits into hydrogen ions (H^+) and bicarbonate (HCO_3^-). Ocean pH is lowered as a result; surface waters have decreased by 0.1 units since pre-industrial times (from about 8.2 to 8.1), a 30% rise in acidity, with estimates of an additional 0.3–0.4 units by 2100 under high-emission scenarios. Oceans absorb 25-30% of anthropogenic CO_2 and 90% of surplus heat; this is particularly prevalent in shallow reef zones where corals are concentrated.

3.2 Weakening coral skeletons

Aragonite layers are secreted by coral polyps through an additional cytoplasmic calcifying media, but low pH causes internal corrosion of pre-existing skeletons, "osteoporosis-like" disintegration begins in polyp-canal systems, with adhesion proteins failing and bone density decreasing. Under anticipated ocean acidification, branching corals, such as Acropora sp., suffer the most, exhibiting disordered structures and 20–40% lower calcification rates; massive forms, such as Porites sp., fare somewhat better but still lose density by up to 20%.

4. Overfishing and destructive fishing practices

Overfishing and destructive fishing practices devastate coral reefs by physically shattering habitats and unravelling critical food webs.



Figure 4. Coral reef destroyed by blast fishing

4.1 Dynamite fishing

This illicit technique grinds coral skeletons into debris while paralysing fish with explosives, killing them indiscriminately. Calcium carbonate formations are broken apart by blasts; hard corals, such as *Staghorn* sp., break beyond their ability to regenerate, transforming complex reefs into unstable flats.

4.2 Bottom-trawling near reefs

Corals, sponges and outcrops are crushed by heavy nets that are dragged across seafloors close to reefs, flattening habitats that have developed over centuries. Trawling disrupts nursery grounds for young fish migrating from mangroves by uprooting sediments, suffocating polyps and obstructing sunlight for zooxanthellae. The slow-growing and delicate deep-sea corals suffer the most as coastal protection gets hampered and reefs turn into barren wastelands.

4.3 Removal of key reef species

Overfishing upsets the trophic equilibrium by targeting predators (groupers, snappers) and herbivores (parrotfish, surgeonfish). Depletion of parrotfish allows algae to suffocate corals, particularly after bleaching. Parrotfish graze algae, creating sand and avoiding overgrowth. Mid-level fish are subject to the dominance of top predators; their disappearance triggers plankton/herbivore booms that deplete higher chains.

5. Pollution on the reef: from sewage to sunscreen

Land-based pollution relentlessly assaults coral reefs through nutrient overload, sedimentation and toxic chemicals, turning vibrant ecosystems into algal wastelands.

5.1 Sewage and nutrient runoff

Through rivers, stormwater and coastal leaching, untreated sewage and agricultural fertilizers flood reefs with excess nitrogen and phosphorus. Following disturbance, algae outcompete healing corals, suffocating polyps and obstructing zooxanthellae photosynthesis. These nutrients drive macroalgal expansions. Runoff increases bacteria and viruses that cause diseases like stony coral tissue loss, and nitrogen from sewage induced bleaching that preceded climatic indications. Turbidity is spiked by organic materials, which stops calcification and reduces light penetration by 50-90%.

5.2 Plastics and marine debris

Microplastics and macro-litter from rivers entangle corals, abrade surfaces and leach additives. Even in deep trenches, smothering growth trash accumulation signals upstream waste mismanagement.

5.3 Chemical pollution: sunscreens and beyond

In sunscreens, UV filters like oxybenzone (benzophenone-3), octinoxate and parabens bioaccumulate at ppb levels, causes bleaching that are independent of heat.

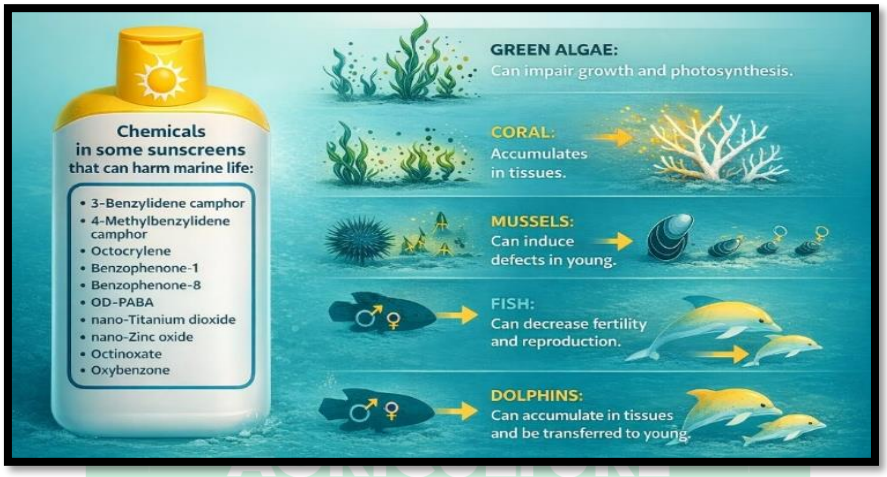

Figure 5. harmful chemicals present in sunscreen and it's adverse effects

6. Coastal development and habitat destruction

Coastal development and habitat destruction relentlessly smother near-shore coral reefs through mechanical damage and chronic sedimentation, accelerating their decline.

6.1 Dredging impacts

Massive sediment plumes created by dredging for ports, marinas and navigation channels cover reefs kilometres away. While suspended silts (up to 830 kg/m² in traps) obstruct polyp feeding and prevent sunlight for zooxanthellae photosynthesis, mechanical disturbance completely smashes corals.

6.2 Shoreline construction

Piers, hotels and seawalls physically break up reefs and cause structural instability. Reclamation removes nursery habitats by burying fore-reefs under fill, while vessel groundings crush colonies and shift debris that scours survivors. Damage is exacerbated by hurricanes, but long-term hardening inhibits natural regeneration, and loose pieces fall, making reattachment impossible. Coral cover was lost in Puerto Rico's nearshore zones due to periodic blasts that were equal to yearly sediment production.

6.3 Sediment runoff from land-use changes

Urbanization, agriculture and deforestation erode soils, causing rivers and stormwater to carry huge quantities of silt. Runoff causes turbidity to increase 10-100 times, depriving corals of light and suffocating new recruits. When these stressors are combined, they work in concert with bleaching, causing sediment-filled corals to evacuate zooxanthellae more quickly, halving calcification and resistance.

7. Invasive species and disease outbreaks

Invasive species and disease outbreaks ravage coral reefs by exploiting stressed ecosystems, with warming waters accelerating their spread and impact.

7.1 Crown-of-Thorns Starfish (COTS) invasions

The crown-of-thorns starfish (*Acanthaster planci*), a native corallivore, erupts into plague proportions when overfishing removes predators like the giant triton snail (*Charonia tritonis*), each adult consumes around 12 m² of live coral yearly, stripping polyps with toxin-tipped thorns across 12-21 arms. 90% of the tissue on impacted reefs is destroyed by outbreaks, making skeletons susceptible to erosion; larvae flourish in nutrient-rich waters from runoff, which is connected to pollution on land.

Figure 6. A crown-of-thorns starfish feasting on a plate coral on the Great Barrier Reef.

7.2 Emerging coral diseases

Diseases manifest as tissue loss, colour change or skeletal damage, triggered by bacteria, viruses, fungi and algae amplified by warming. White syndrome and Stony Coral Tissue Loss Disease (SCTLD): warm anomalies boost pathogen virulence, with 3-5% reefs affected chronically. SCTLD, first noted 2014 in Florida, spreads via direct contact, killing more than 96,000 acres; post-bleaching, compromised immunity lets opportunists like Vibrio thrive.

8. Why losing these rainforests matters

Coral reef loss destroys biodiversity hotspots and essential services for billions of people, setting off a chain reaction of ecological and social disasters.

8.1 Marine biodiversity collapse

Reefs span 0.2% of ocean floors yet harbours 25% of marine species: over 4,000 fish, plus sponges, worms, crustaceans, molluscs, turtles and anemones that rely on complex skeletons for shelter and breeding. Degradation shifts habitats to algal flats, parrotfish, snappers and groupers vanishing as niches disappear, with species facing extinction. Post-disturbance, recruits fail; food webs unravel as predators starve, herbivores explode then crash. Reefs serve as nursery grounds for snappers, groupers and pelagic migrants and they support 1 billion people's commercial and recreational catches.

8.2 Coastal protection erosion

Reefs protect 200 million people from erosion, flooding, and storms by dissipating 97% of wave energy. By creating beaches with parrotfish sand, fringe/barrier kinds slow down tsunamis. Degradation increases damage by making the shoreline vulnerable to storms and making post-bleaching debris ineffective as breakwaters.

8.3 Livelihoods and economies gutted

More than 500 million people make money from reefs through fishing, tourism (diving, snorkelling) and pharmaceuticals, including jobs in hotels and restaurants close to ecosystems.

9. Stories from the frontlines

Coral reef crises unfold through devastating real-world stories, where scientists and communities witness biodiversity collapse and livelihoods unravel.

9.1 Indian Ocean Reefs: Lakshadweep and Gulf of Mannar struggles

Heatwaves and tourists cause damage to India's 5,790 km² reefs, which are home to 270–300 species. The bleaching in Lakshadweep in 2010 reduced lagoon fish production, starving islanders who depend on reefs for 70% of their protein; in 1998, 90% of the corals surrounding Agatti were destroyed, slowing the recovery of grouper despite some regeneration. Heat-disease killed *Acropora* sp. the fastest in the Gulf of Mannar, where restoration transplanted more than 51,000 fragments (55–79% survival) between 2002 and 2024. Tuticorin fishermen, supported by SDMRI teams, fight poverty as stocks declines and CRZ regulations fail to prevent warming.

10. Hope and solutions: How we can help

Despite dire threats, proven solutions like restoration and protection offer hope for coral reef resilience.

10.1 Marine Protected Areas (MPAs)

Marine Protected Areas (MPAs) are reserved by Federal, State, territorial, tribal or local laws or regulations to provide lasting protection for part or all of the natural and cultural resources. These areas restrict or regulate human activities within designated areas of the ocean, with a goal of minimizing disturbances to coral reefs and their associated ecosystems. India's Gulf of Mannar, Gulf of Kutch and Andaman MPAs ban extractives, boosting fish stocks two to three times via spillover; Lakshadweep reefs thrive under Schedule I Wildlife Protection Act safeguards.

10.2 Coral restoration

Restoration is a way scientists are trying to save and enhance existing coral reefs. One way of doing this is to remove a healthy coral or part of a coral from the ocean to protect it, and grow smaller corals from it in nurseries on land or in the ocean. The new corals are then planted back onto coral reefs that have been degraded or impacted by a disturbance like a hurricane or damaged by a boat. The various other methods to restore coral reefs are coral gardening, direct coral fragmentation, coral gene bank, installation of artificial reefs, etc.

Figure 7. Coral Gardening

10.3 Sustainable tourism

Polyps are killed by physical harm from boats, trawling, snorkelers or directly standing on reefs. "Reef-friendly" operators fund regular monitoring, outlaw oxybenzone sunscreens, restrict anchors and destructive fishing operations. India's MPAs require zinc oxide substitutes, protecting Lakshadweep's millions-dollar scuba diving business.

10.4 Policy interventions

Despite not having a specific framework, India protects its coral reefs through important national laws. Reef-building corals, black corals, organ pipe corals, fire corals, and sea fans are all listed in Schedule I (Part IVA) of the Wildlife (Protection) Act, 1972, which treats all hard corals as "wild animals" with the highest protection, prohibiting their collection, damage or trade except under specific permits. Eco-sensitive Areas and Coastal Regulation Zone (CRZ) Notifications (1991, revised 2011/2019), which designate reefs as CRZ-I ecologically sensitive zones and specifically forbid coral mining (India's only such law), dredging, underwater blasting (CRZ-

IV), beach resorts/hotels (Section 7(2)) and most construction/disturbance. Five Marine protected areas safeguard significant cover: Gulf of Mannar Biosphere Reserve (Tamil Nadu), Gulf of Kutch Marine National Park (Gujarat), Mahatma Gandhi Marine National Park, Rani Jhansi Marine National Park and Great Nicobar Biosphere Reserve (Andamans), banning extractives, collection and development.

Globally there are various laws that safeguard coral reefs against transboundary threats. CITES (1973) regulates trade in 230 species, requiring Appendix II permits for black, blue and antler corals. The Lacey Act bans illegal trafficking, targeting aquarium trade. U.S.'s Coral Reef Conservation Act (2000) and Endangered Species Act (1973) fund research and habitat protection. UNCLOS (1982) mandates marine conservation and pollution control in EEZs. Agenda 21 (1992, Ch. 17) prioritizes integrated reef strategies, implemented via ICRI (1994) uniting more than 80 countries, NGOs and banks. The $500M Global Fund for Coral Reefs (GFCR) and Coral Reef Breakthrough finance resilience projects globally, complementing national efforts like India's MPAs

References

Boström-Einarsson, L., Babcock, R. C., Bayraktarov, E., Ceccarelli, D., Cook, N., Ferse, S. C., ... & McLeod, I. M. (2020). Coral restoration–A systematic review of current methods, successes, failures and future directions. *PloS one*, *15*(1), e0226631.

Bruno, J. F., Selig, E. R., Casey, K. S., Page, C. A., Willis, B. L., Harvell, C. D., Sweatman, H., & Melendy, A. M. (2007). Thermal stress and coral cover as drivers of coral disease outbreaks. *PLoS Biology*, *5*(6), Article e124.

Byrne, M., Waller, A., Clements, M., Kelly, A. S., Kingsford, M. J., Liu, B., ... & Foo, S. A. (2025). Catastrophic bleaching in protected reefs of the Southern Great Barrier Reef. *Limnology and Oceanography Letters*, *10*(3), 340-348.

Carne, L., Kaufman, L., & Scavo, K. (2016, June). Measuring success for Caribbean acroporid restoration: key results from ten years of work in southern Belize. In Proceedings 13th International Coral Reef Symposium, Honolulu, HI (pp. 352-368).

De'ath, G., Fabricius, K. E., Sweatman, H., & Puotinen, M. (2012). The 27–year decline of coral cover on the Great Barrier Reef and its causes. *Proceedings of the National Academy of Sciences*, *109*(44), 17995–17999.

De, K., Venkataraman, K., & Ingole, B. (2020). The hard corals (Scleractinia) of India: a revised checklist. *Indian J Geo Mar Sci*.

Downs, C. A., Kramarsky-Winter, E., Segal, R., Fauth, J., Qureshi, A., & Woodley, C. M. (2016). Toxicopathological effects of the sunscreen UV filter, oxybenzone (benzophenone-3), on coral planulae and cultured primary cells and its environmental contamination in Hawaii and the U.S. Virgin Islands. *Archives of Environmental Contamination and Toxicology*, *70*(2), 265–288.

Edward, J. P., Mathews, G., Raj, K. D., Patterson, J., Wilhelmsson, D., & Bakan, J. S. (2025). Long term coral restoration efforts to mitigate anthropogenic and climatic impacts in Gulf of Mannar, India: Lessons learnt, success, challenges and prospects. *Journal of Environmental Management*, *391*, 126377.

Jayaram, D., & Ramu, C. M. (2015). Environmental change-induced coral degradation in India: implications for human security. *IndraStra Global*, (7).

McFarland, B. J. (2020). The Future of Coral Reef Conservation Finance. In *Conservation of Tropical Coral Reefs: A Review of Financial and Strategic Solutions* (pp. 687-705). Cham: Springer International Publishing.

Mellin, C., Aaron, M., Anthony, K. R. N., Backfield, N., Caley, M. J., Christensen, S., Depczynski, M., Ezer, J., Ford, A. K., Galbraith, S., Graham, N. A. J., Holmes, T. H., Hoogenboom, M. O., Holmes, B. J., Holmes, T. H., Hu, Y., Kininmonth, S., Puotinen, M., Radford, S., ... Pratchett, M. S. (2016). Marine protected areas increase resilience among coral reef communities. *Ecology Letters*, *19*(6), 629–637.

Muley, E. V., Venkataraman, K., Alfred, J. R. B., & Wafar, M. V. M. (2002). Status of coral reefs of India. In *Proceedings of the Ninth International Coral Reef Symposium, Bali, 23-27 October 2000*, (Vol. 2, pp. 847-853).

National Oceanic and Atmospheric Administration (NOAA), 2024. *An overview of the biology of and threats to coral reefs, as well as efforts being made to conserve and protect them.*

National Oceanic and Atmospheric Administration (NOAA). (n.d.). *Coral disease and disturbance working group*.

National Oceanic and Atmospheric Administration (NOAA). (n.d.). *Effects of ocean acidification and sea-level rise on coral reefs*. U.S. Geological Survey.

Schgal, R. (2006). Legal Regime towards Protecting Coral Reefs: An International Perspective and Indian Scenario. *Law Env't & Dev. J.*, *2*, 183.

Souter, D., Planes, S., Wicquart, J., Logan, M., Obura, D., & Staub, F. (2021). Status of coral reefs of the world: 2020. Global Coral Reef Monitoring Network (GCRMN) and International Coral Reef Initiative (ICRI).

Vimercati, S., van der Meij, S. E., Terraneo, T. I., Chimienti, G., Marchese, F., Eweida, A. A., ... & Benzoni, F. (2023). A Red Sea depth record of the coral-dwelling crab Opecarcinus (Decapoda: Cryptochiridae) in the mesophotic zone. *Diversity*, *15*(6), 723.

Wilkinson, C., & Souter, D. (Eds.). (2008). *Status of coral reefs of the world: 2008*. Global Coral Reef Monitoring Network.